

# Statistics Poland information on the updated 2023-2024 quarterly GDP estimate

**17.04.2025**

Statistics Poland presents updated GDP estimate (annual and quarterly) for years 2023-2024.

The released data on GDP and its elements was revised in comparison with the previously published estimates on 27.02.2025. The revision is the result of:

- making the final estimate of GDP for 2023,
- taking into account more complete information about the results for the whole 2024 year in terms of corporate finance, foreign trade in goods and services,
- developing data for April general government deficit and debt needs and the related revision of the non-financial quarterly accounts as well as the use of available data from administrative sources.

The result of the revised estimate of gross domestic product (annual and quarterly) are changes in absolute levels and growth rates of real GDP and its components.

Changes in quarterly volume growth rates of GDP seasonally adjusted compared to the figures published on 27.02.2025 were small and did not exceed 0.1 percentage point. The table 1 provides a summary of changes.

The revision did not have an impact on the growth rate in 2024 which amounted to 2.9%. However, there have been slight changes of GDP volume growth rate to individual quarters.

**Table 1. Seasonally adjusted GDP growth rate, constant prices at reference year 2020**

Wyszczególnienie	2023				2024			
	Q1	Q2	Q3	Q4	Q1	Q2	Q3	Q4
	Previous quarter = 100							
GDP growth rate of 27.02.2025	100.9	99.4	101.8	99.7	100.8	101.4	100.1	101.3
GDP growth rate of 17.04.2025	101.0	99.4	101.9	99.7	100.8	101.5	100.1	101.4
Differences	+0.1	0.0	+0.1	0.0	0.0	+0.1	0.0	+0.1
Corresponding period of the previous year = 100								
GDP growth rate of 27.02.2025	98.8	99.2	100.5	101.8	101.7	103.8	102.0	103.7
GDP growth rate of 17.04.2025	98.8	99.3	100.6	101.9	101.7	103.9	102.1	103.8
Differences	0.0	+0.1	+0.1	+0.1	0.0	+0.1	+0.1	+0.1

As a result of the revision, some elements of GDP have changed. The table 2 presents changes for volume growth rates of GDP and its selected components seasonally unadjusted for 2023-2024 compared to data released on 27.02.2025.

**Table 2. Seasonally unadjusted GDP growth rate and selected categories, constant average prices of the previous year**

Specification	2023					2024				
	Q1	Q2	Q3	Q4	Q1-4	Q1	Q2	Q3	Q4	Q1-4
GDP growth rate of 27.02.2025	99.5	99.4	100.5	101.0	100.1	102.1	103.2	102.7	103.2	102.9
GDP growth rate of 17.04.2025	99.5	99.5	100.6	101.2	100.2	102.2	103.2	102.8	103.4	102.9
Differences	0.0	+0.1	+0.1	+0.2	+0.1	+0.1	0.0	+0.1	+0.2	0.0
Gross value added growth rate of 27.02.2025	100.7	101.0	101.0	101.8	101.2	101.8	102.2	102.3	102.1	102.1
Gross value added growth rate of 17.04.2025	100.7	101.2	101.2	102.0	101.3	101.9	102.2	102.3	102.5	102.2
Differences	0.0	+0.2	+0.2	+0.2	+0.1	+0.1	0.0	0.0	+0.4	+0.1
Domestic uses growth rate of 27.02.2025	95.1	97.3	96.2	98.7	96.9	102.3	104.8	104.4	104.8	104.1
Domestic uses growth rate of 17.04.2025	95.0	97.4	96.3	98.9	97.0	101.9	104.9	104.6	105.3	104.2
Differences	-0.1	+0.1	+0.1	+0.2	+0.1	-0.4	+0.1	+0.2	+0.5	+0.1
Household expenditure growth rate of 27.02.2025	99.0	97.7	101.5	100.6	99.7	104.4	104.6	100.3	103.5	103.1
Household expenditure growth rate of 17.04.2025	98.7	97.8	101.6	100.7	99.7	104.3	104.5	100.2	103.5	103.1
Differences	-0.3	+0.1	+0.1	+0.1	0.0	-0.1	-0.1	-0.1	0.0	0.0
Investments growth rate of 27.02.2025	101.8	114.8	111.0	117.6	112.6	101.9	103.2	100.1	101.3	101.5
Investments growth rate of 17.04.2025	101.7	114.9	111.3	117.7	112.7	103.6	103.9	95.7	93.1	97.8
Differences	-0.1	+0.1	+0.3	+0.1	+0.1	+1.7	+0.7	-4.4	-8.2	-3.7

The revision of GDP estimate for 2023-2024 has also resulted in changes in the structure of the contribution of the components to economic growth. A comparison of the changes is presented in the table 3.

**Table 3. Changes in contribution to GDP growth (percentage points)**

Specification	2023					2024				
	Q1	Q2	Q3	Q4	Q1-4	Q1	Q2	Q3	Q4	Q1-4
GDP, data from 27.02.2025	-0.5	-0.6	0.5	1.0	0.1	2.1	3.2	2.7	3.2	2.9
GDP, data from 17.04.2025	-0.5	-0.5	0.6	1.2	0.2	2.2	3.2	2.8	3.4	2.9
Differences	0.0	+0.1	+0.1	+0.2	+0.1	+0.1	0.0	+0.1	+0.2	0.0
Domestic uses, data from 27.02.2025	-4.9	-2.7	-3.8	-1.3	-3.1	2.1	4.5	4.2	4.5	3.9
Domestic uses, data from 17.04.2025	-4.9	-2.5	-3.7	-1.1	-2.4	1.8	4.5	4.4	5.0	4.0
Differences	0.0	+0.2	+0.1	+0.2	+0.7	-0.3	0.0	+0.2	+0.5	+0.1
Household expenditure, data from 27.02.2025	-0.6	-1.4	0.9	0.3	-0.2	2.7	2.6	0.2	1.8	1.8
Household expenditure, data from 17.04.2025	-0.8	-1.3	1.0	0.4	-0.1	2.6	2.6	0.1	1.7	1.7
Differences	-0.2	+0.1	+0.1	+0.1	+0.1	-0.1	0.0	-0.1	-0.1	-0.1
Investments, data from 27.02.2025	0.2	2.1	1.7	3.9	2.0	0.2	0.5	0.0	0.3	0.3
Investments, data from 17.04.2025	0.2	2.1	1.8	3.9	1.7	0.5	0.6	-0.7	-1.7	-0.4
Differences	0.0	0.0	+0.1	0.0	-0.3	+0.3	+0.1	-0.7	-2.0	-0.7
Net exports, data from 27.02.2025	4.4	2.1	4.3	2.3	3.2	0.0	-1.3	-1.5	-1.3	-1.0
Net exports, data from 17.04.2025	4.4	2.0	4.3	2.3	2.6	0.4	-1.3	-1.6	-1.6	-1.1
Differences	0.0	-0.1	0.0	0.0	-0.6	+0.4	0.0	-0.1	-0.3	-0.1

The attached Excel tables present quarterly data for 2021-2024.

The tables 1 and 2 presents volume growth rate of GDP and main aggregates at constant prices of 2020 seasonally unadjusted, seasonally adjusted as well as trend figures.

Detailed data for GDP time series and its elements at current prices as well as volume growth rates at constant average prices of the previous year (corresponding quarter of the previous year = 100) is presented in tables 3 and 4.

Table 5 includes contribution of individual components to GDP growth.

The full set of data are available on the website of Statistics Poland in the Poland macroeconomic indicators database: <https://stat.gov.pl/en/poland-macroeconomic-indicators/>

When quoting Statistics Poland data, please provide information: "Source of Statistics Poland", and when publishing calculations made on data published by Statistics Poland, please include the following disclaimer: "Own study based on figures Statistics Poland".







Prepared by:  
**National Accounts Department**

**Director Anita Perzyna**  
Phone: (+48 22) 608 31 17

Issued by:  
**Press Office**

Mobile: (+48) 695 255 032  
Phone: (+48 22) 608 38 04,  
(+48 22) 449 41 45,  
(+48 22) 608 30 09

**e-mail: [obslugaprasowa@stat.gov.pl](mailto:obslugaprasowa@stat.gov.pl)**

-  [stat.gov.pl/en/](https://stat.gov.pl/en/)
-  [@StatPoland](#)
-  [@GlownyUrzadStatystyczny](#)
-  [gus\\_stat](#)
-  [glownyurządstatystycznygus](#)
-  [glownyurządstatystyczny](#)

#### **Related information**

[Gross Domestic Product in the 4th quarter of 2024. Preliminary estimate](#)

#### **Data available in databases**

[Knowledge database-National Accounts](#)

#### **Terms used in official statistics**

[Gross domestic product](#)

[Gross value added](#)

[Gross capital formation](#)