

Flash estimate of Gross Domestic Product in the 1st quarter of 2025

15.05.2025

103.2

GDP growth rate in the 1st quarter of 2025 according to the flash estimate

According to the flash estimate, gross domestic product (GDP) in volume terms seasonally unadjusted was higher by 3.2% in the 1st quarter of 2025 year-to-year against 2.2% increase in the corresponding period of 2024

In the 1st quarter of 2025 seasonally adjusted GDP (constant prices, reference year 2020) was higher by 0.7% than in the previous quarter and 3.8% higher than in the 1st quarter of the previous year.

Seasonally unadjusted GDP (constant average prices of the previous year) was higher by 3.2% than in the corresponding quarter of the previous year.

The data is preliminary and can be subject to revision, in accordance with the revision policy of quarterly national accounts, in the first regular estimate of GDP for the 1st quarter of 2025 which will be released on June 2, 2025.

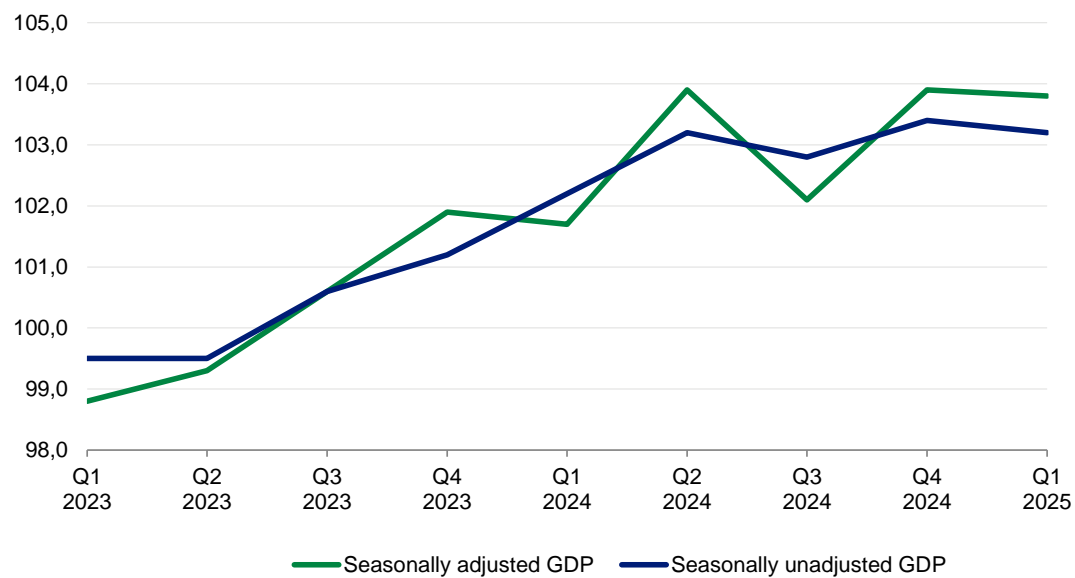
Table 1. Seasonally adjusted GDP; constant prices, reference year 2020

Specification	2023				2024				2025
	Q1	Q2	Q3	Q4	Q1	Q2	Q3	Q4	Q1
	previous quarter = 100								
GDP growth rate of 17.04.2025	101.0	99.4	101.9	99.7	100.8	101.5	100.1	101.4	-
GDP growth rate of 15.05.2025	101.0	99.4	101.9	99.7	100.8	101.5	100.1	101.4	100.7
Differences	0.0	0.0	0.0	0.0	0.0	0.0	0.0	0.0	-
	corresponding quarter of previous year = 100								
GDP growth rate of 17.04.2025	98.8	99.3	100.6	101.9	101.7	103.9	102.1	103.8	-
GDP growth rate of 15.05.2025	98.8	99.3	100.6	101.9	101.7	103.9	102.1	103.9	103.8
Differences	0.0	0.0	0.0	0.0	0.0	0.0	0.0	+0.1	-

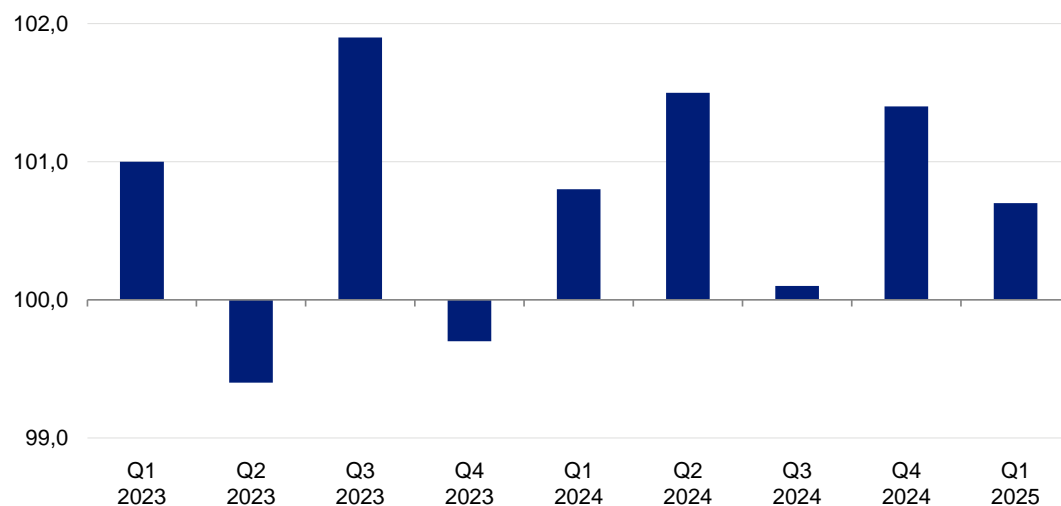
Table 2. Seasonally unadjusted GDP; constant average prices of the previous year

Specification	2023				2024				2025
	Q1	Q2	Q3	Q4	Q1	Q2	Q3	Q4	Q1
	corresponding quarter of previous year = 100								
GDP growth rate of 17.04.2025	99.5	99.5	100.6	101.2	102.2	103.2	102.8	103.4	-
GDP growth rate of 15.05.2025	99.5	99.5	100.6	101.2	102.2	103.2	102.8	103.4	103.2
Differences	0.0	0.0	0.0	0.0	0.0	0.0	0.0	0.0	-

Chart 1. Gross domestic product volume growth rate, seasonally adjusted and unadjusted (corresponding period of the previous year = 100)



**Chart 2. Gross domestic product seasonally adjusted, volume growth rate
(the previous quarter = 100)**









When quoting Statistics Poland data, please provide the information: “Source of data: Statistics Poland”, and when publishing calculations made on data published by Statistics Poland, please include the following disclaimer: “Own study based on figures from Statistics Poland”.

Prepared by:
National Accounts Department
Director Anita Perzyna
Phone: (+48 22) 608 31 17

Issued by:
Press Office
Mobile: (+48) 695 255 032
Phone: (+48 22) 608 38 04.
(+48 22) 449 41 45.
(+48 22) 608 30 09

e-mail: obslugaprasowa@stat.gov.pl

-  stat.gov.pl/en/
-  [@StatPoland](https://twitter.com/StatPoland)
-  [@GlownyUrzadStatystyczny](https://www.facebook.com/GlownyUrzadStatystyczny)
-  [gus_stat](https://www.instagram.com/gus_stat)
-  [glownyurządstatystycznygus](https://www.youtube.com/glownyurządstatystycznygus)
-  [glownyurządstatystyczny](https://www.linkedin.com/company/glownyurządstatystyczny)

Related information

[Statistics Poland information on the updated 2023-2024 quarterly GDP estimate](#)

Data available in databases

[Knowledge database-National Accounts](#)

Terms used in official statistics

[Gross domestic product](#)

[Gross value added](#)

[Gross capital formation](#)