


Registrations and bankruptcies of enterprises in the first quarter of 2025

13.05.2025


5.2%
 Decrease in the number of registrations of enterprises in the first quarter of 2025 compared to the corresponding period of the previous year

In the first quarter of 2025, there were 87 250 registrations of enterprises recorded i.e. 5.2% less than in the corresponding period of previous year and 100 enterprises declared bankruptcy i.e. unchanged compared to the first quarter of 2024.

Registrations of enterprises

The number of registrations of enterprises in the first quarter of 2025 was 87 250 compared to 92 031 in the same period of the previous year. By kind of activity, a decrease in the number of registrations was recorded in most sections, with the largest in the section: trade; repair of motor vehicles (by 25.4%), information and communication (by 13.3%) and industry (by 7.1%).

Due to the distinguished legal forms, the increase in registrations was observed only for cooperatives (22 entities), branches of foreign enterprises (2) and public limited companies (1). In the case of other legal forms, there was a decrease in registrations, and for the largest groups: natural persons conducting economic activity and limited liability companies, the decrease in registrations was 3.9% and 10.9%, respectively.

Natural persons conducting economic activity accounted for 82.4% of all business registrations, and limited liability companies for 15.4% (in the first quarter of 2024, these shares were 81.3% and 16.4%, respectively).

In the first quarter of 2025, the greatest decrease in the number of registrations (by 25.4%) was noticed in trade; repair of motor vehicles

Chart 1. Number of registrations of enterprises

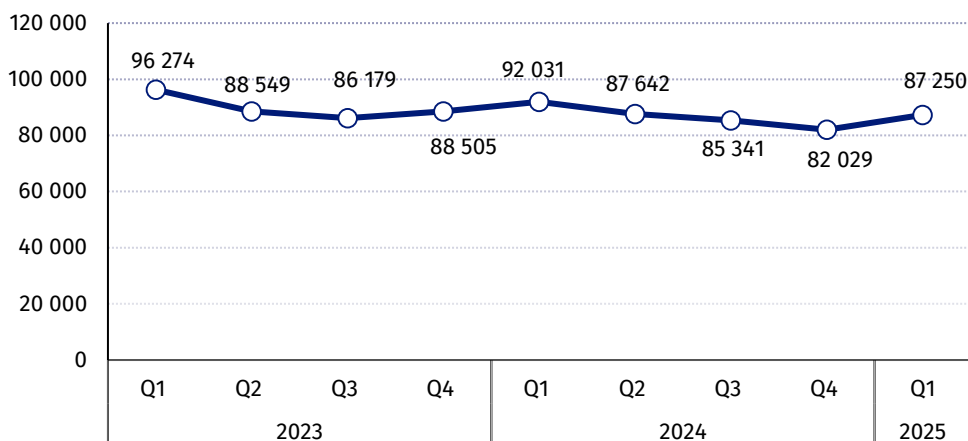
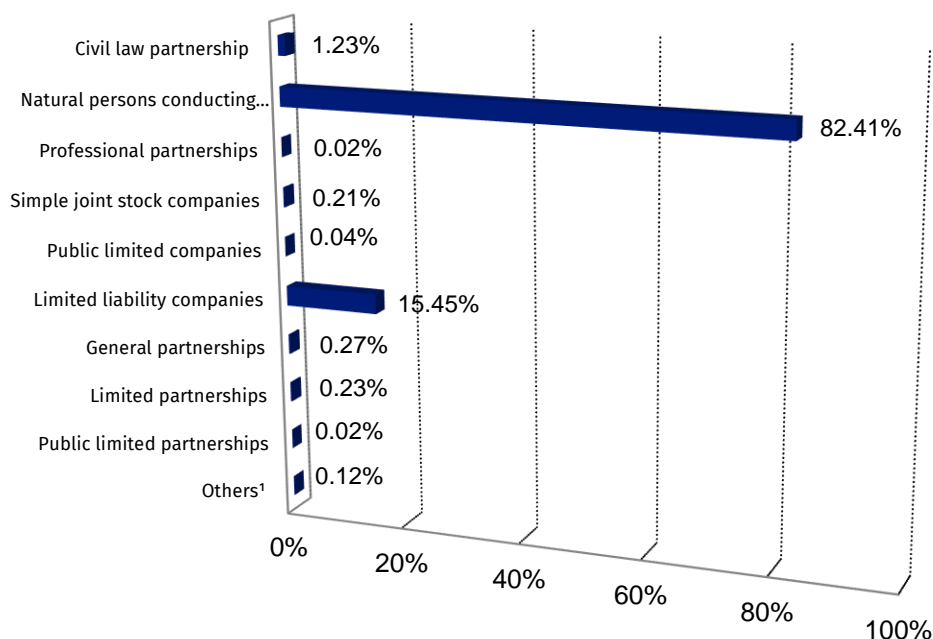


Chart 2. Structure of registrations of enterprises by legal forms in the first quarter of 2025



¹Item "Others" includes: cooperatives; branches of foreign enterprises; companies provided for in provisions other than the Commercial Companies Code and the Civil Code or legal forms to which the provisions on companies apply; foreign enterprises; state-owned enterprises; entities with no specific legal form.

Bankruptcies of enterprises

The number of corporate bankruptcies in the first quarter of 2025 was 100 and did not change compared to the same period of the previous year. A lower number of bankruptcies was observed in construction (9 vs. 18), services (16 vs. 20), accommodation and catering (1 vs. 4), information and communication (3 vs. 5) and other sections (3 vs. 5). The increase in the number of bankruptcies occurred in the following sections: industry (34 vs. 23), transportation and storage (12 vs. 6) and trade; repair of motor vehicles (22 vs. 19). Due to the distinguished legal form, a lower number of bankruptcies was recorded for limited partnerships (5 vs. 10). For public limited companies, limited liability companies and public limited partnerships, the number of bankruptcies was at the same level. On the other hand, an increase in bankruptcies occurred in the case of cooperatives (3 vs. 0), general partnerships (2 vs. 1) and persons conducting economic activity (6 vs. 5).

In the first quarter of 2025, the number of bankruptcies of enterprises did not change compared to the same quarter of the previous year

Chart 3. Number of enterprises that declared bankruptcy

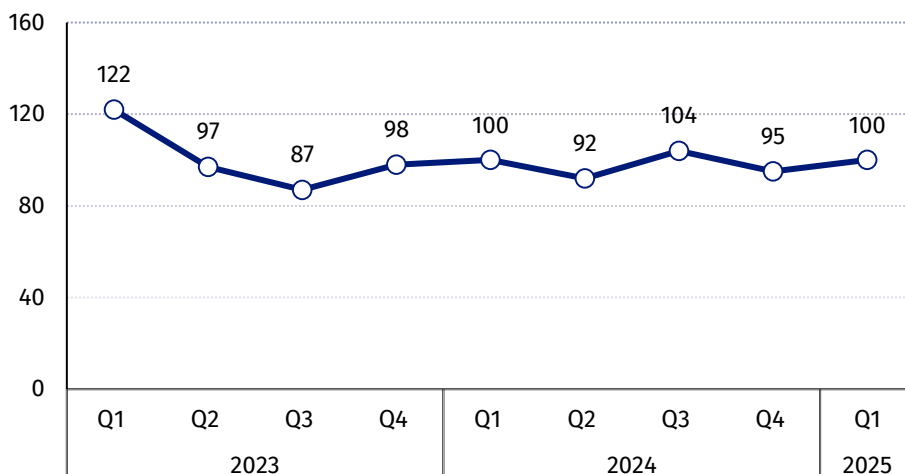
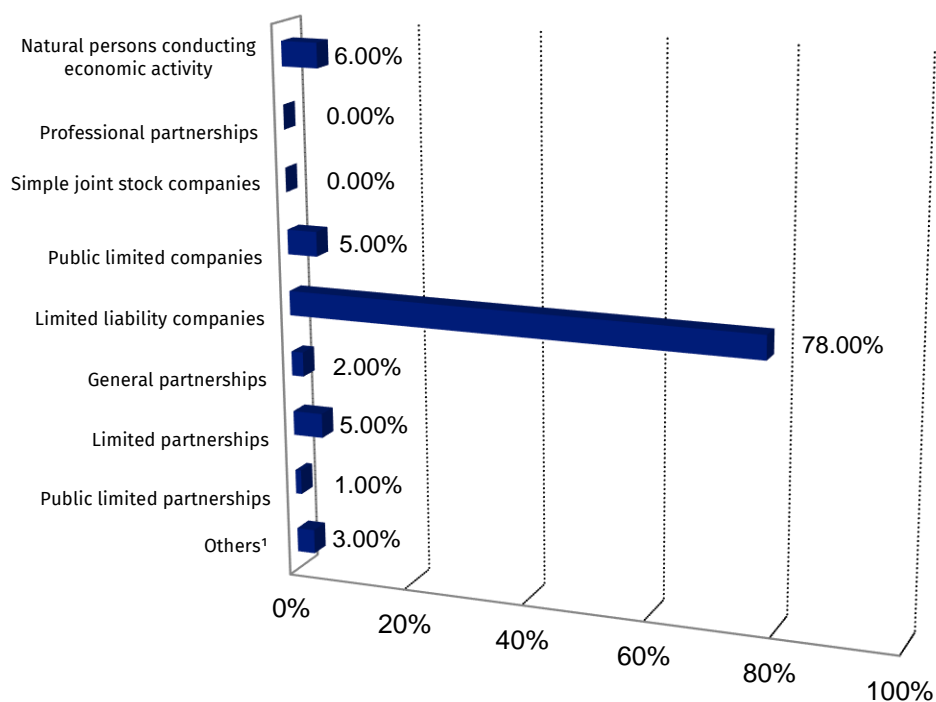


Chart 4. Structure of enterprises that declared bankruptcy, by legal form, in the first quarter of 2025



¹Item "Others" includes the following legal forms: cooperatives; branches of foreign enterprises; companies provided for in provisions other than the Commercial Companies Code and the Civil Code or legal forms to which the provisions on companies apply; foreign enterprises; state-owned enterprises; entities with no specific legal form.

The data presented in this study are prepared in accordance with the guidelines developed by Eurostat and include information on registration and bankruptcy of enterprises (defined as a single legal unit) with a predominant type of activity classified as, according to NACE Rev. 2, sections from B (mining and quarrying) to S (other service activities), excluding section O (public administration and defence; compulsory social security) and division 94 (activities of membership organisations).

By legal form, the data include the: civil partnerships operating based on a contract concluded in accordance with the Civil Code, natural persons conducting economic activity, professional partnerships, public limited companies, simple joint stock companies, limited liability companies, general partnerships, limited partnerships, public limited partnerships, cooperatives, branches of foreign enterprises, companies provided for in provisions other than the Commercial Companies Code and the Civil Code or legal forms to which the provisions on companies apply, foreign enterprises, state-owned enterprises, entities with no specific legal form.

In the study, there are additional forms of grouping introduced apart from the generally classification:

- "industry" including sections: mining and quarrying (section B), manufacturing (section C), electricity, gas steam and air conditioning supply (section D), water supply; sewerage, waste management and remediation activities (section E);
- "services" including sections: financial and insurance activities (section K), real estate services (section L), professional, scientific and technical activities (section M), administrative and support service activities (section N);
- "other sections" including sections: education (section P), human health and social work activities (section Q), arts, entertainment and recreation (section R), other service activities (section S excluding division 94 activities of membership organisations).

The number of bankruptcies in a given quarter applies to enterprises against which a decision on declaration of bankruptcy has been issued by a competent District Court in a given quarter.

The number of registrations in a given quarter applies to enterprises that were registered in the National Official Registry of Entities of the National Economy (REGON) in a given quarter. The registrations also include natural persons that terminated than restarted economic activity.

In case of quoting Statistics Poland data, please provide information: "Source of data: Statistics Poland", and in case of publishing calculations made on data published by Statistics Poland, please include the following disclaimer: "Own study based on figures from Statistics Poland".

TABULAR ANNEX
Table 1. Number of registrations of enterprises

SPECIFICATION	2023			2024				2025
	Q2	Q3	Q4	Q1	Q2	Q3	Q4	Q1
TOTAL	88 549	86 179	88 505	92 031	87 642	85341	82029	87 250
Industry (sections B,C,D,E)	6 985	6 765	6 498	6 782	6 804	6228	5715	6 298
Construction (section F)	17 911	17 470	15 621	17 893	17 947	16472	14154	16 811
Trade; repair of motor vehicles (section G)	14 214	13 851	14 505	15 736	13 528	13315	13212	11 742
Transportation and storage (section H)	5 426	5 003	5 145	5 986	5 392	5447	4700	5 638
Accommodation and catering (section I)	3 789	2 827	2 560	2 940	3 737	2959	2420	2 847
Information and communication (section J)	8 871	7 934	8 201	8 069	7 023	7031	6752	6 998
Services (sections K,L,M,N)	18 441	18 374	19 751	20 527	19 329	18952	18928	21 874
Other sections (P,Q,R,S excluding division 94)	12 912	13 955	16 224	14 098	13 882	14937	16148	15 042

Table 2. Number of registrations of enterprises by legal form

SPECIFICATION	2023			2024				2025
	Q2	Q3	Q4	Q1	Q2	Q3	Q4	Q1
TOTAL	88 549	86 179	88 505	92 031	87 642	85 341	82 029	87 250
Civil law partnerships	1 041	1 074	1 208	1 208	949	1 033	1 225	1 069
Natural persons conducting economic activity	74 603	71 656	73 004	74 803	73 579	70 643	66 982	71 906
Professional partnerships	22	23	18	32	25	19	25	20
Public limited companies	29	23	34	32	36	19	29	33
Simple joint stock companies	221	205	212	231	183	205	217	186
Limited liability companies	12 089	12 680	13 462	15 133	12 388	12 990	13 068	13 476
General partnerships	222	192	211	237	181	177	168	234
Limited partnerships	207	231	272	236	201	173	215	203
Public limited partnerships	20	11	11	19	12	9	15	18
Cooperatives	11	13	13	16	15	16	31	38
Branches of foreign enterprises	60	59	48	46	51	48	46	48
Others, including without specific legal form ¹	24	12	12	38	22	9	8	19

¹Item includes: companies provided for in the provisions of acts other than the Code of Commercial Companies and the Civil Code or legal forms, to which regulations on companies apply, foreign companies, state-owned enterprises, without specific legal form.

Table 3. Number of bankruptcies of enterprises

SPECIFICATION	2023			2024				2025
	Q2	Q3	Q4	Q1	Q2	Q3	Q4	Q1
TOTAL	97	87	98	100	92	104	95	100
Industry (sections B,C,D,E)	30	23	26	23	20	26	33	34
Construction (section F)	9	15	12	18	13	17	9	9
Trade; repair of motor vehicles (section G)	18	20	29	19	26	19	26	22
Transportation and storage (section H)	7	4	2	6	4	8	11	12
Accommodation and catering (section I)	5	1	7	4	3	2	2	1
Information and communication (section J)	2	9	4	5	2	6	2	3
Services (sections K,L,M,N)	16	14	17	20	21	23	10	16
Other sections (P,Q,R,S excluding division 94)	10	1	1	5	3	3	2	3

Table 4. Number of bankruptcies of enterprises by legal form

SPECIFICATION	2023			2024				2025
	Q2	Q3	Q4	Q1	Q2	Q3	Q4	Q1
TOTAL	97	87	98	100	92	104	95	100
Natural persons conducting economic activity	11	7	7	5	4	6	3	6
Professional partnerships	0	0	0	0	0	0	0	0
Public limited companies	6	8	6	5	5	5	6	5
Simple joint stock companies	0	0	0	0	0	0	0	0
Limited liability companies	72	57	69	78	70	83	76	78
General partnerships	0	3	7	1	3	3	1	2
Limited partnerships	7	5	8	10	9	4	6	5
Public limited partnerships	0	5	0	1	1	1	0	1
Cooperatives	1	2	1	0	0	2	3	3
Branches of foreign enterprises	0	0	0	0	0	0	0	0
Others, including without specific legal form ¹	0	0	0	0	0	0	0	0

¹Item includes: companies provided for in the provisions of acts other than the Code of Commercial Companies and the Civil Code or legal forms, to which regulations on companies apply, foreign companies, state-owned enterprises, without specific legal form.

Prepared by:
Enterprises Department

Director Katarzyna Walkowska

Phone: (+48 22) 608 31 25

Issued by:
Press Office

Mobile: (+48) 695 255 032

Phone: (+48 22) 608 38 04, (+48 22) 449 41 45,
(+48 22) 608 30 09

e-mail: obslugaprasowa@stat.gov.pl



stat.gov.pl/en/



[@StatPoland](https://twitter.com/StatPoland)



[@GlownyUrzadStatystyczny](https://www.facebook.com/GlownyUrzadStatystyczny)



[gus_stat](https://www.instagram.com/gus_stat)



[glownyurządstatystycznygus](https://www.youtube.com/glownyurządstatystycznygus)



[glownyurządstatystyczny](https://www.linkedin.com/glownyurządstatystyczny)

Related information

[Registrations and bankruptcies of enterprises in the first quarter of 2021](#)

[Registrations and bankruptcies of enterprises in the second quarter of 2021](#)

[Registrations and bankruptcies of enterprises in the third quarter of 2021](#)

[Registrations and bankruptcies of enterprises in the fourth quarter of 2021](#)

[Registrations and bankruptcies of enterprises in the first quarter of 2022](#)

[Registrations and bankruptcies of enterprises in the second quarter of 2022](#)

[Registrations and bankruptcies of enterprises in the third quarter of 2022](#)

[Registrations and bankruptcies of enterprises in the fourth quarter of 2022](#)

[Registrations and bankruptcies of enterprises in the first quarter of 2023](#)

[Registrations and bankruptcies of enterprises in the second quarter of 2023](#)

[Registrations and bankruptcies of enterprises in the third quarter of 2023](#)

[Registrations and bankruptcies of enterprises in the fourth quarter of 2023](#)

[Registrations and bankruptcies of enterprises in the first quarter of 2024](#)

[Registrations and bankruptcies of enterprises in the second quarter of 2024](#)

[Registrations and bankruptcies of enterprises in the third quarter of 2024](#)

[Registrations and bankruptcies of enterprises in the fourth quarter of 2024](#)