

Price indices of construction and assembly production in January 2025

20.02.2025

 **3.6%**

the growth of producer prices in construction in comparison with January 2024

According to preliminary data, in January 2025 the prices of construction and assembly production in comparison with the corresponding month of the previous year increased by 3.6%, and in comparison with December 2024 they remained at a level similar to that recorded in the previous month.

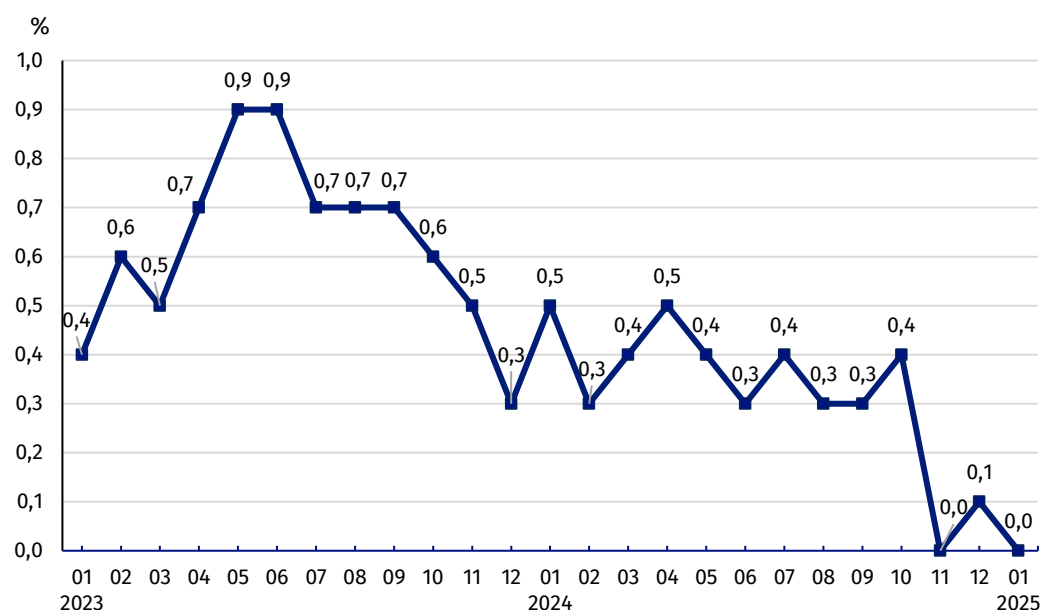
In January 2025 in comparison with December 2024 the growth of prices was recorded in specialised construction activities by 0.2%, and construction of buildings as well as in civil engineering they remained at a level similar to that recorded in the previous month.

In comparison with December 2024 the increase of prices was noticed in civil engineering as well as in specialised construction activities (by 3.7% both), and in construction of buildings (by 3.5%).

Table 1. Price indices of construction and assembly production in December 2024 and January 2025

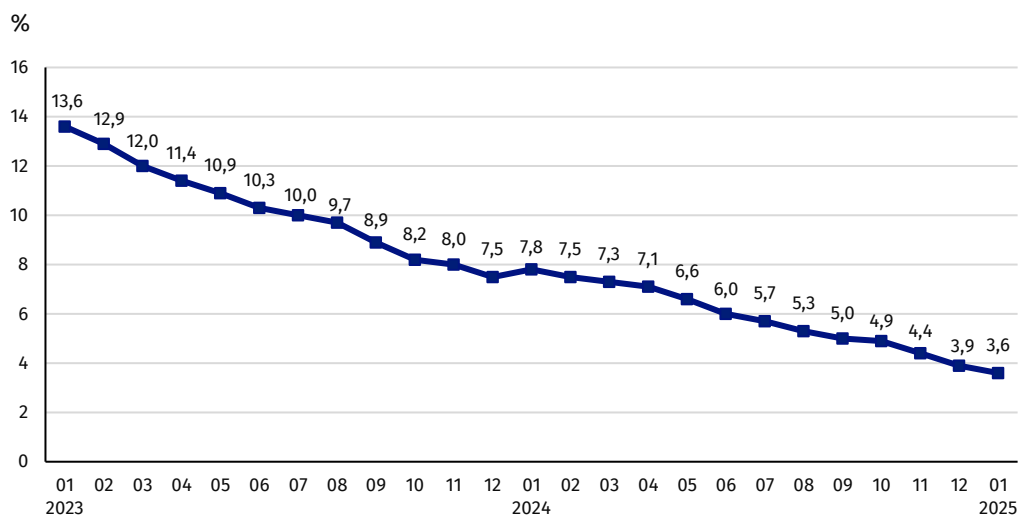
SPECIFICATION	12 2024		01-12 2024	01 2025	
	11 2024=100	corresponding period 2023 = 100		01 2024=100	12 2024=100
TOTAL	100.1	103.9	106.0*	103.6	100.0
Construction of buildings	100.1	103.8	105.5	103.5	100.0
Civil engineering	100.1	104.2	106.5	103.7	100.0
Specialised construction activities	100.1*	104.1*	105.7	103.7	100.2

Chart 1. Prices changes of construction and assembly production in 2023-2025 in relation to the previous period



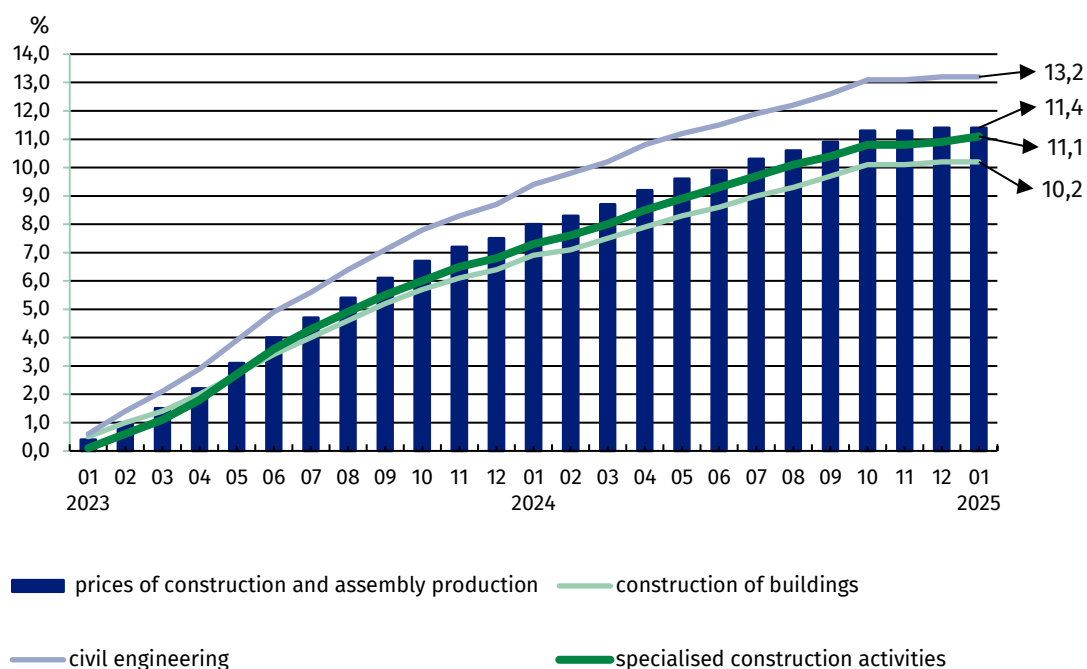
In January 2025 the prices of construction and assembly production they remained at a level similar to that recorded in the previous month.

Chart 2. Prices changes of construction and assembly production in 2023-2025 in relation to the corresponding period of the previous year



In January 2025, the prices of construction and assembly production were higher by 3.6% annually

**Chart 3. Prices changes of production and assembly construction by divisions NACE
in 2023–2025 in relation to December 2022**









In relation to December 2022
the prices of civil
engineering rose the most

In case of quoting Statistics Poland data. please provide information: "Source of data: Statistics Poland". and in case of publishing calculations made on data published by Statistics Poland. please include the following disclaimer: "Own study based on figures from Statistics Poland".

Prepared by:
The Trade and Services Department
Director Ewa Adach-Stankiewicz
Phone: (+48 22) 608 31 24

Issued by:
Press Office
Mobile: (+48) 695 255 032
Phone: (+48 22) 608 38 04, (+48 22) 449 41 45,
(+48 22) 608 30 09
e-mail: obslugaprasowa@stat.gov.pl

-  stat.gov.pl/en/
-  [@StatPoland](https://twitter.com/StatPoland)
-  [@GlownyUrzadStatystyczny](https://facebook.com/GlownyUrzadStatystyczny)
-  [gus_stat](https://instagram.com/gus_stat)
-  [glownyurządstatystycznygus](https://youtube.com/glownyurządstatystycznygus)
-  [glownyurządstatystyczny](https://linkedin.com/company/glownyurządstatystyczny)

Related information

[Statistical Bulletin](#)

[News Releases](#)

Data available in databases

[Analytical Platform - Knowledge Databases](#)

[Macroeconomic Data Bank](#)

[Prices indices \(Topics: Prices, Trade\)](#)

Terms used in official statistics

[Price index of construction and assembly production](#)