

# Price indices of construction and assembly production in December 2024

22.01.2025

 **3.9%**

the growth of producer prices in construction in comparison with December 2023

**According to preliminary data, in December 2024 the prices of construction and assembly production in comparison with the corresponding month of the previous year increased by 3.9%, and in comparison with November 2024 by 0.1%.**

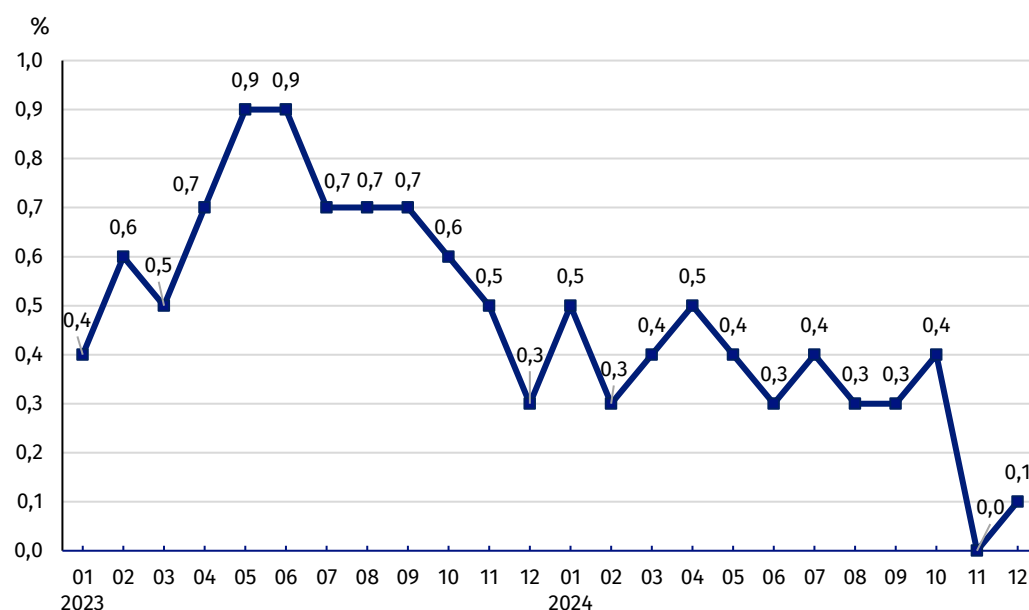
In December 2024 in comparison with November 2024 the growth of prices was recorded in construction of buildings as well as in civil engineering – by 0.1%, and in specialised construction activities they remained at a level similar to that recorded in the previous month.

In comparison with December 2023 the increase of prices was noticed in civil engineering (by 4.2%), in specialised construction activities (by 4.0%), and in construction of buildings (by 3.8%).

**Table 1. Price indices of construction and assembly production in November and December 2024**

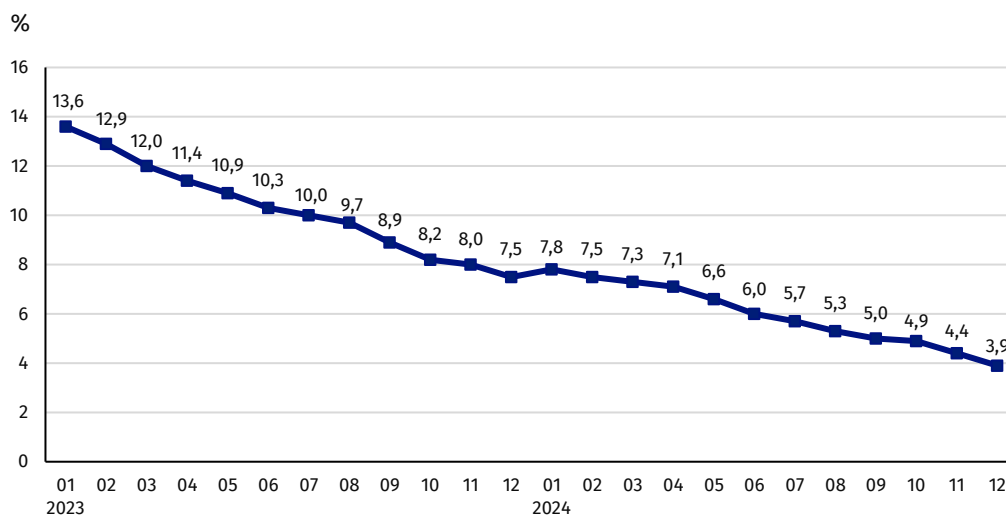
SPECIFICATION	11 2024		12 2024		01-12 2024
	10 2024=100	corresponding period 2023=100		11 2024=100	01-12 2023=100
<b>TOTAL</b>	<b>100.0</b>	<b>104.4*</b>	<b>103.9</b>	<b>100.1</b>	<b>105.9</b>
Construction of buildings	100.0	104.3	103.8	100.1	105.5
Civil engineering	100.0	104.6*	104.2	100.1	106.5
Specialised construction activities	100.0*	104.2	104.0	100.0	105.7

**Chart 1. Prices changes of construction and assembly production in 2023-2024 in relation to the previous period**



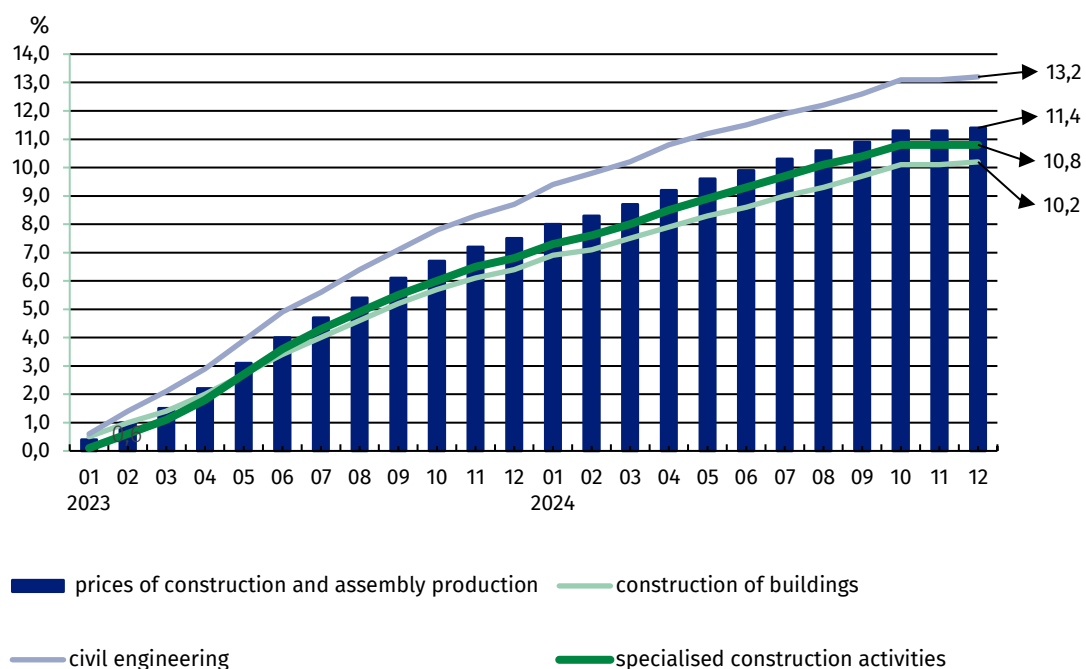
In December 2024 the prices of construction and assembly production increased by 0.1% in comparison with previous month

**Chart 2. Prices changes of construction and assembly production in 2023-2024 in relation to the corresponding period of the previous year**



In December 2024, the prices of construction and assembly production were higher by 3.9% annually

**Chart 3. Prices changes of production and assembly construction by divisions NACE  
in 2023–2024 in relation to December 2022**









In relation to December 2022  
the prices of civil  
engineering rose the most

In case of quoting Statistics Poland data. please provide information: "Source of data: Statistics Poland". and in case of publishing calculations made on data published by Statistics Poland. please include the following disclaimer: "Own study based on figures from Statistics Poland".

Prepared by:  
**The Trade and Services Department**  
**Director Ewa Adach-Stankiewicz**  
Phone: (+48 22) 608 31 24

Issued by:  
**Press Office**  
Mobile: (+48) 695 255 032  
Phone: (+48 22) 608 38 04, (+48 22) 449 41 45,  
(+48 22) 608 30 09  
**e-mail: [obslugaprasowa@stat.gov.pl](mailto:obslugaprasowa@stat.gov.pl)**

-  [stat.gov.pl/en/](https://stat.gov.pl/en/)
-  [@StatPoland](https://twitter.com/StatPoland)
-  [@GlownyUrzadStatystyczny](https://facebook.com/GlownyUrzadStatystyczny)
-  [gus\\_stat](https://instagram.com/gus_stat)
-  [glownyurządstatystycznygus](https://youtube.com/glownyurządstatystycznygus)
-  [glownyurządstatystyczny](https://linkedin.com/company/glownyurządstatystyczny)

#### **Related information**

[Statistical Bulletin](#)

[News Releases](#)

#### **Data available in databases**

[Analytical Platform - Knowledge Databases](#)

[Macroeconomic Data Bank](#)

[Prices indices \(Topics: Prices, Trade\)](#)

#### **Terms used in official statistics**

[Price index of construction and assembly production](#)