

Price indices of sold production of industry in April 2025

21.05.2025

 **1.4%**

the decrease of producer prices
in industry compared to April
2024

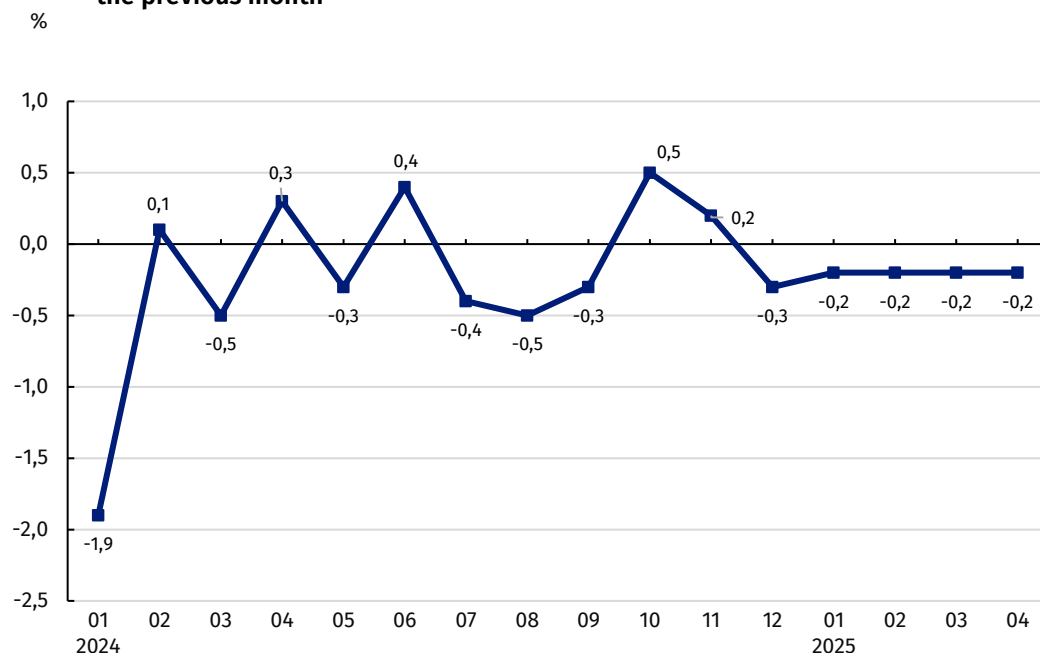
According to preliminary data, the prices of sold production of industry in April 2025 decreased both compared to March 2025 – by 0.2%, and April 2024 – by 1.4%.

Table 1. Price indices of sold production of industry

Specification	03 2025		04 2025			01-04 2025
	02 2025=100	corresponding period 2024=100	03 2025=100	12 2024=100	01-04 2024=100	
TOTAL	99.8*	99.0*	98.6	99.8	99.2	98.8
Mining and quarrying	100.2*	98.0*	91.6	97.5	96.6	96.5
Manufacturing	99.8	98.7	98.6	100.0	99.2	98.7
Electricity, gas, steam and air conditioning supply	99.3*	101.0*	100.4	99.1	99.5	100.2
Water supply; sewerage, waste management and remediation activities	100.2*	102.6*	103.0	100.2	101.2	102.6

* Data revised.

Chart 1. Prices changes of sold production of industry in 2023-2025 compared to the previous month



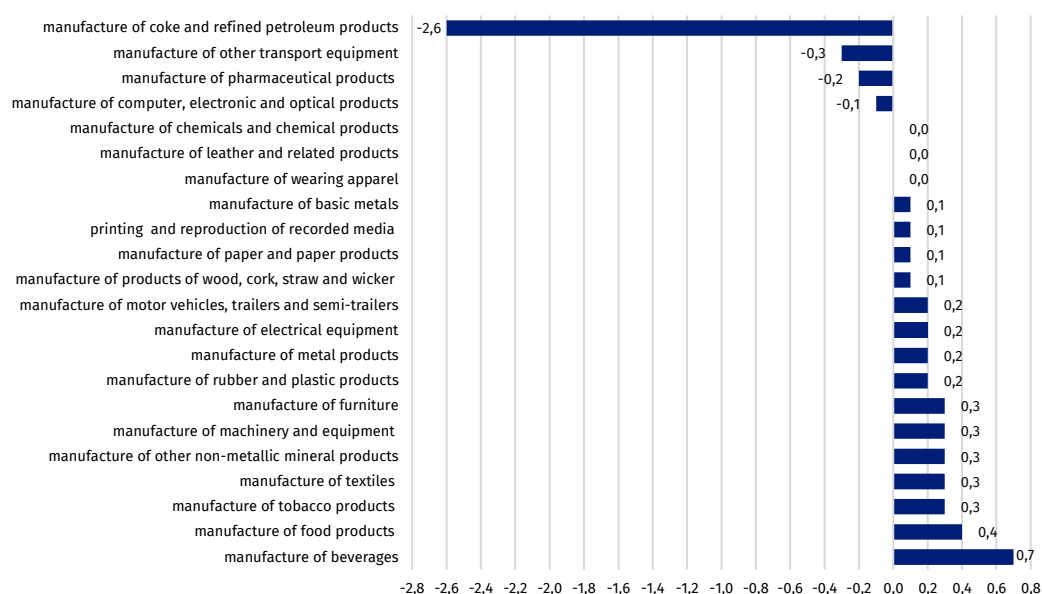
In April 2025 prices of sold production of industry decreased by 0.2% compared to the previous month

Prices changes of sold production of industry in April 2025 compared to the previous month

According to preliminary data the prices of sold production of industry in April 2025 decreased compared to March 2025 – by 0.2%. The prices drop was recorded in **mining and quarrying** section – by 2.5% (of which in the mining of metal ores – by 4.9% as well as in the mining of hard coal and lignite – by 1.1%), and in **electricity, gas, steam and air conditioning supply section** – by 0.9%.

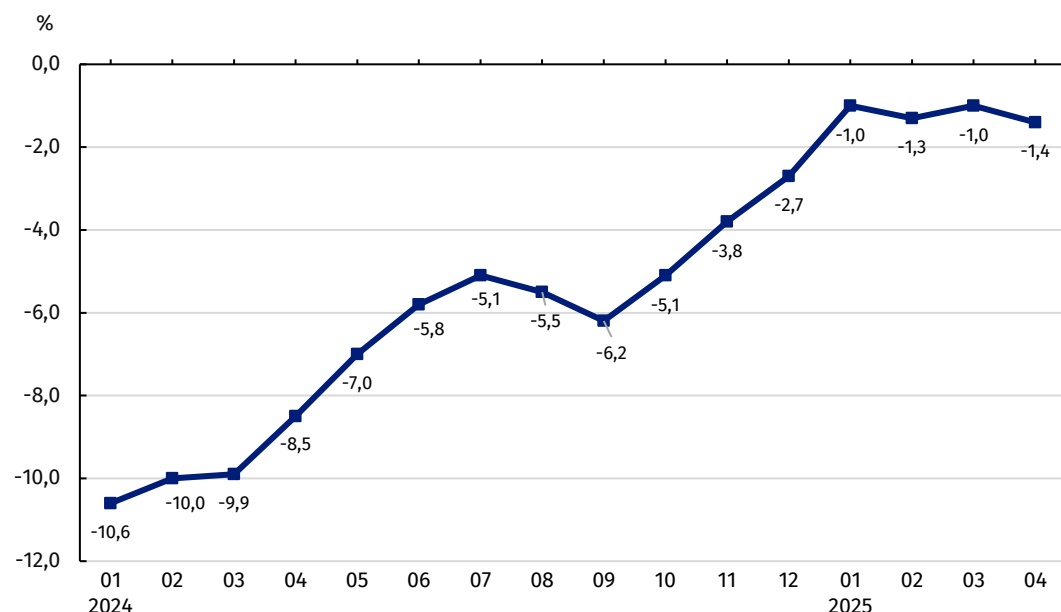
Prices in **water supply; sewerage, waste management and remediation activities** section have increased – by 0.2%. However in the **manufacturing** section prices remained at a level similar to those recorded in the previous month.

Chart 2. Prices changes of sold production of industry by sections in April 2025 compared to the previous month



In April 2025 among divisions of manufacturing in comparison to the previous month the prices decreased the most in manufacture of coke and refined petroleum products

Chart 3. Prices changes of sold production of industry compared to the corresponding period of the previous year



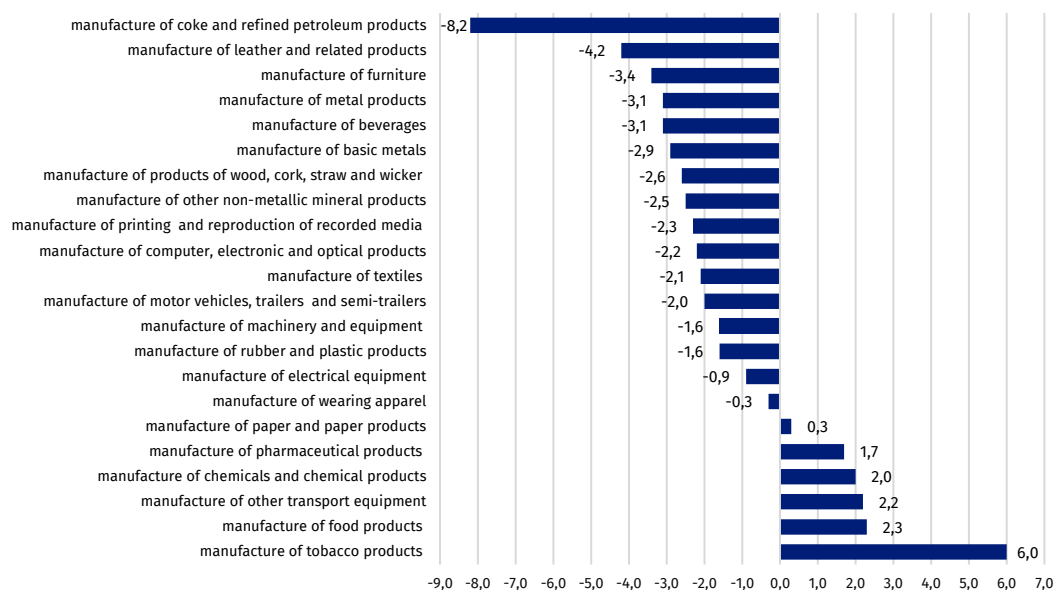
In April 2025 a decline in the dynamics of prices of sold production of industry per year was observed by 1.4%

Prices changes of sold production of industry in April 2025 compared to the corresponding month of the previous year

In April 2025 the prices of sold production of industry compared to the corresponding month of the previous year decreased by 1.4%. Among the sections the biggest prices drop was recorded in **mining and quarrying** section – by 8.4% (of which in mining of coal and lignite the prices dropped – by 20.4%, with an increase in the mining of metal ores – by 1.7%) as well as in **manufacturing** – by 1.4%.

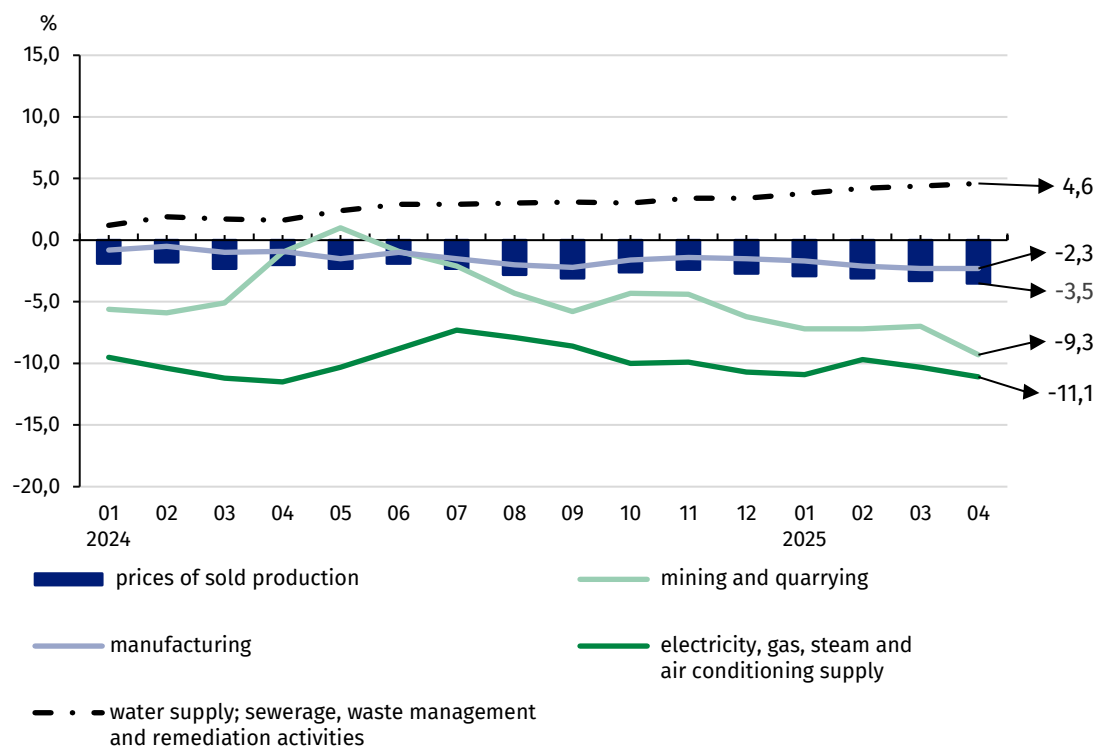
However, prices in **water supply; sewerage, waste management and remediation activities** section increased in annual terms – by 3.0% as well as in **electricity, gas, steam and air conditioning supply** section – by 0.4%.

Chart 4. Prices changes of sold production of industry in April 2025 compared to the corresponding month of the previous year



In April 2025 in comparison to the corresponding month of the previous year, the prices decreased the most in manufacture of coke and refined petroleum products







Chart 5. Prices changes of sold production of industry by sections NACE compared to December 2023



In case of quoting Statistics Poland data. please provide information: "Source of data: Statistics Poland". and in case of publishing calculations made on data published by Statistics Poland. please include the following disclaimer: "Own study based on figures from Statistics Poland".

Prepared by:
The Trade and Services Department
Director Ewa Adach-Stankiewicz
Phone: (+48 22) 608 31 24

Issued by:
Press Office
Mobile: (+48) 695 255 032
Phone: (+48 22) 608 38 04. (+48 22) 449 41 45.
(+48 22) 608 30 09
e-mail: obslugaprasowa@stat.gov.pl

-  stat.gov.pl/en/
-  [@StatPoland](https://twitter.com/StatPoland)
-  [@GlownyUrzadStatystyczny](https://facebook.com/GlownyUrzadStatystyczny)
-  [gus_stat](https://instagram.com/gus_stat)
-  [glownyurządstatystycznygus](https://youtube.com/glownyurządstatystycznygus)
-  [glownyurządstatystyczny](https://linkedin.com/company/glownyurządstatystyczny)

Related information

[Statistical Bulletin](#)

[News Releases](#)

[Socio-economic situation of the country](#)

Data available in databases

[Analytical Platform - Knowledge Databases](#)

[Macroeconomic Data Bank](#)

[Prices indices \(Topics: Prices, Trade\)](#)

Terms used in official statistics

[Price index of sold production of industry](#)