

Price indices of sold production of industry in February 2025

20.03.2025

 **1.3%**

the decrease of producer prices
in industry compared to
February 2024

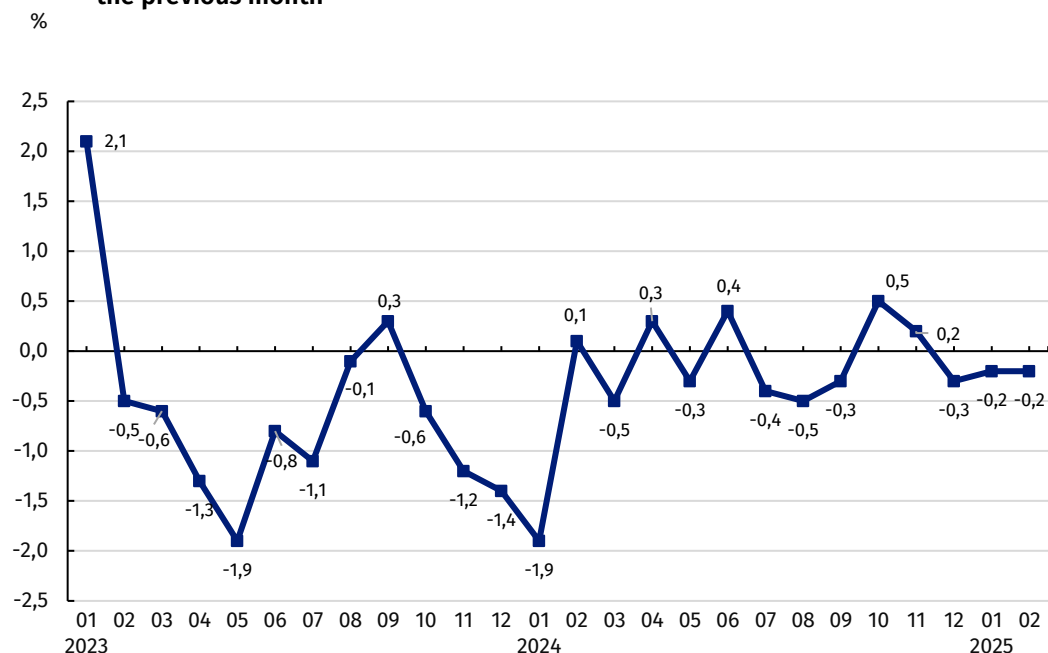
According to preliminary data, the prices of sold production of industry in February 2025 decreased both compared to January 2025 – by 0.2%, and February 2024 – by 1.3%.

Table 1. Price indices of sold production of industry

SPECIFICATION	01 2025		02 2025			01-02 2025
	12 2024=100	corresponding period 2024=100		01 2025=100	12 2024=100	01-02 2024=100
TOTAL	99.8*	99.0*	98.7	99.8	99.6	98.9
Mining and quarrying	98.9*	98.2*	98.9	100.3	99.2	98.6
Manufacturing	99.8*	99.1*	98.6	99.8	99.6	98.9
Electricity, gas, steam and air conditioning supply	99.8*	98.6*	99.3	99.7	99.5	98.9
Water supply; sewerage, waste management and remediation activities	100.4*	102.6*	102.0	100.2	100.6	102.3

* Data revised.

Chart 1. Prices changes of sold production of industry in 2023-2025 compared to the previous month



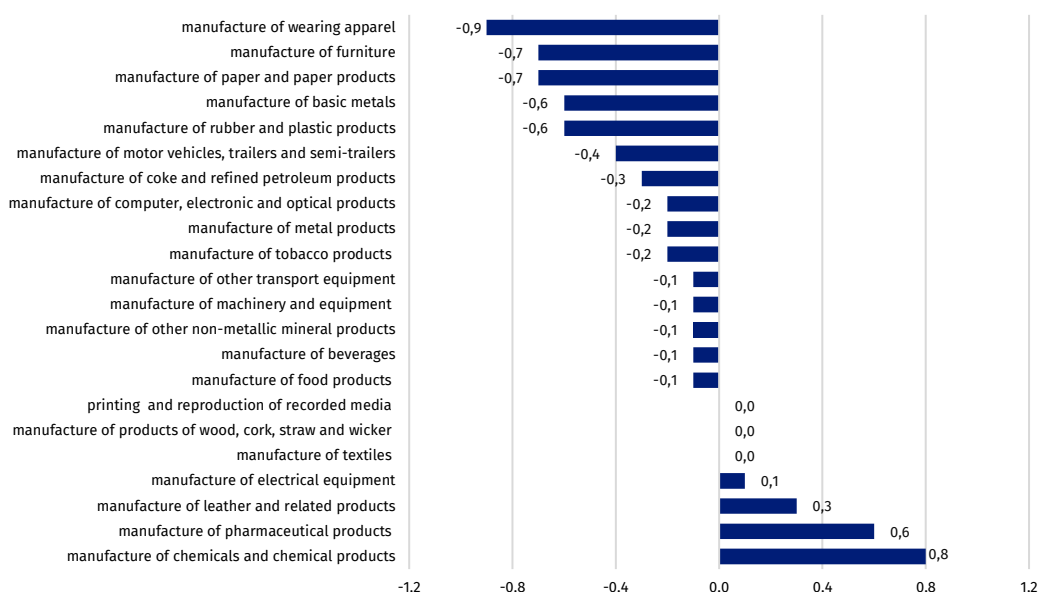
Compared to the previous month, prices of sold production of industry in February 2025 decreased by 0.2%

Prices changes of sold production of industry in February 2025 compared to the previous month

According to preliminary data, **the prices of sold production of industry** in February 2025 decreased compared to January 2025 – by 0.2%. The prices drop was recorded in **electricity, gas, steam and air conditioning supply section** – by 0.3% as well as in the **manufacturing section** – by 0.2%.

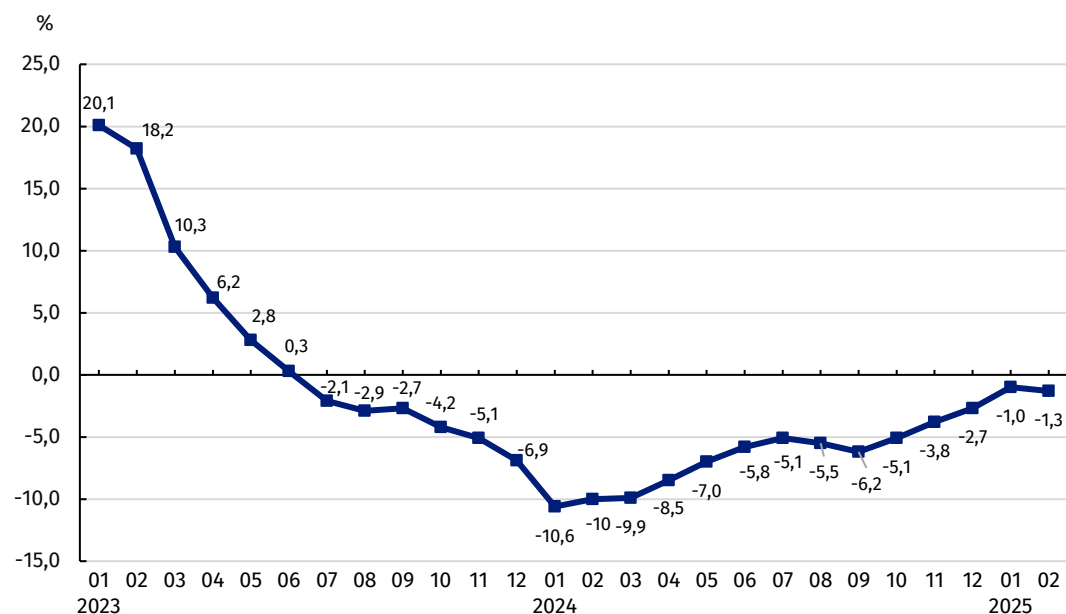
Prices in **mining and quarrying** section have increased– by 0.3% (of which in the mining of metal ores – by 1.6%, with an decrease in the mining of hard coal and lignite – by 1.0%), as well as in **water supply; sewerage, waste management and remediation activities** section – by 0.2%.

Chart 2. Prices changes of sold production of industry by sections in February 2025 compared to the previous month



In February 2025 among divisions of manufacturing in comparison to the previous month the prices increased the most in manufacture of wearing apparel

Chart 3. Prices changes of sold production of industry compared to the corresponding period of the previous year



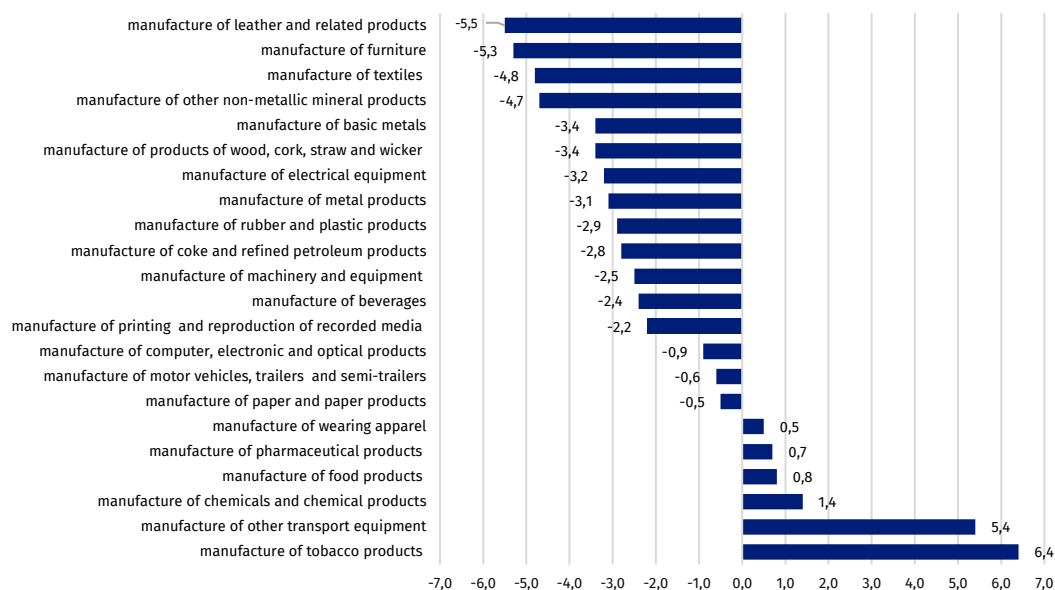
In February 2025 a decline in the dynamics of prices of sold production of industry per year was observed by 1.3%

Prices changes of sold production of industry in February 2025 compared to the corresponding month of the previous year

In February 2025 the prices of sold production of industry compared to the corresponding month of the previous year decreased by 1.3%. Among the sections the biggest prices drop was recorded in **manufacturing** – by 1.4% as well as in **mining and quarrying** section – by 1.1% (of which in mining of coal and lignite the prices dropped – by 19.4%, with an increase in the mining of metal ores – by 17.8%). Prices were also lower than last year in **electricity, gas, steam and air conditioning supply** section – by 0.7%.

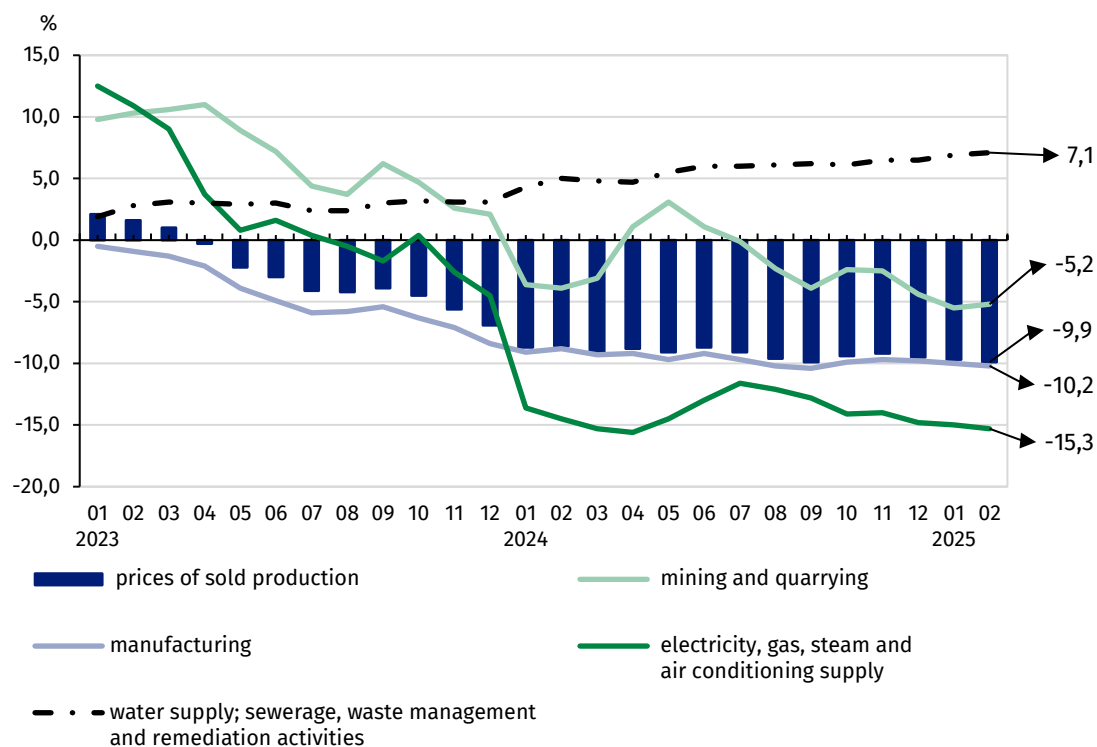
However, prices in **water supply; sewerage, waste management and remediation activities** section increased in annual terms – by 2.0%.

Chart 4. Prices changes of sold production of industry in February 2025 to the corresponding month of the previous year



In February 2025 in comparison to the corresponding month of the previous year, the prices decreased the most in manufacture of leather and related products







Chart 5. Prices changes of sold production of industry by sections NACE compared to December 2022



In case of quoting Statistics Poland data, please provide information: "Source of data: Statistics Poland", and in case of publishing calculations made on data published by Statistics Poland, please include the following disclaimer: "Own study based on figures from Statistics Poland".

Prepared by:
The Trade and Services Department
Director Ewa Adach-Stankiewicz
Phone: (+48 22) 608 31 24

Issued by:
Press Office
Mobile: (+48) 695 255 032
Phone: (+48 22) 608 38 04, (+48 22) 449 41 45,
(+48 22) 608 30 09
e-mail: obslugaprasowa@stat.gov.pl

-  stat.gov.pl/en/
-  [@StatPoland](https://twitter.com/StatPoland)
-  [@GlownyUrzadStatystyczny](https://facebook.com/GlownyUrzadStatystyczny)
-  [gus_stat](https://instagram.com/gus_stat)
-  [glownyurządstatystycznygus](https://youtube.com/glownyurządstatystycznygus)
-  [glownyurządstatystyczny](https://linkedin.com/company/glownyurządstatystyczny)

Related information

[Statistical Bulletin](#)

[News Releases](#)

[Socio-economic situation of the country in January 2025](#)

Data available in databases

[Analytical Platform - Knowledge Databases](#)

[Macroeconomic Data Bank](#)

[Prices indices \(Topics: Prices, Trade\)](#)

Terms used in official statistics

[Price index of sold production of industry](#)