

Price indices of sold production of industry in January 2025

20.02.2025

 **0.9%**

the decrease of producer prices in industry compared to January 2024

According to preliminary data, the prices of sold production of industry in January 2025 decreased compared to December 2024 – by 0.1%, as well as compared to the corresponding month of the previous year – by 0.9%.

Table 1. Price indices of sold production of industry in December 2024 and January 2025

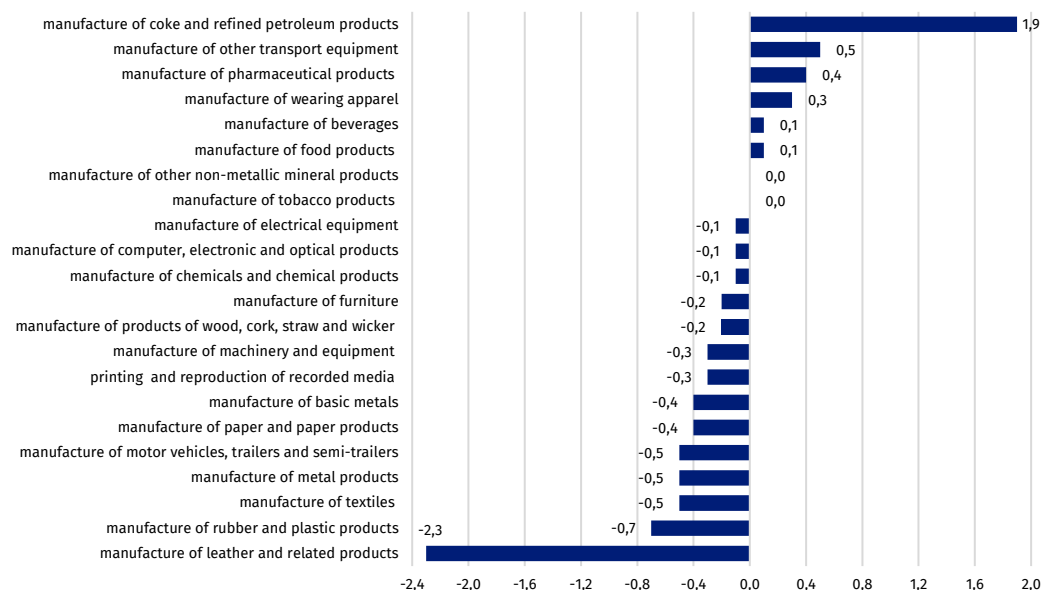
Wyszczególnienie	12 2024		01-12 2024	01 2025	
	11 2024=100	corresponding period 2023=100		01 2024=100	12 2024=100
TOTAL	99,7*	97,3*	93,2	99,1	99,9
Mining and quarrying	98,1*	93,8*	92,1	97,9	98,6
Manufacturing	99,9	98,5	94,1	99,3	100,0
Electricity, gas, steam and air conditioning supply	99,1*	89,3*	86,1	97,8	99,0
Water supply; sewerage, waste management and remediation activities	100,0	103,4	102,8	102,4	100,2

* Data revised.

Prices changes of sold production of industry in January 2025 compared to December 2024

According to preliminary data, **the prices of sold production of industry** in January 2025 decreased compared to December 2024 – by 0.1%. The prices drop was recorded in **mining and quarrying** section – by 1.4%, of which in the mining of metal ores – by 4.4%, with an increase in the mining of hard coal and lignite – by 0.7%. A drop in prices was recorded in the electricity, gas, steam and air conditioning supply sections - by 1.0%. Prices in the manufacturing section remained at a level similar to that recorded in the previous month.

Chart 1. Prices changes of sold production of industry by sections in January 2025 compared to the previous month



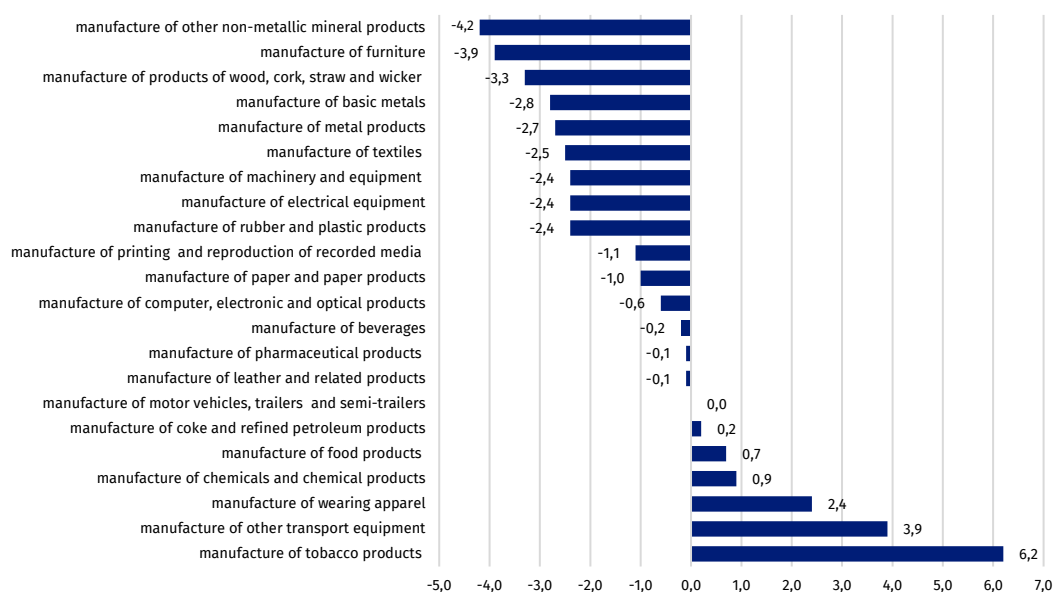
Among divisions of manufacturing in January 2025 in comparison to the previous month the prices increased the most in manufacture of coke and refined petroleum products, and decreased in manufacture of leather and related products

However, prices in the **water supply; sewerage, waste management and remediation activities** section increased slightly - by 0.2%.

Prices changes of sold production of industry in January 2025 compared to January 2024

In January 2025 **the prices of sold production of industry** compared to the corresponding month of the previous year decreased by 0.9%. The biggest prices drop was recorded in **electricity, gas, steam and air conditioning supply** section – by 2.2%. Prices dropped also in **mining and quarrying** section – by 2.1%, of which in mining of coal and lignite – by 19.2%, with an increase in the mining of metal ores – by 15.3%. In the **manufacturing** section prices have decreased by 0.7%.

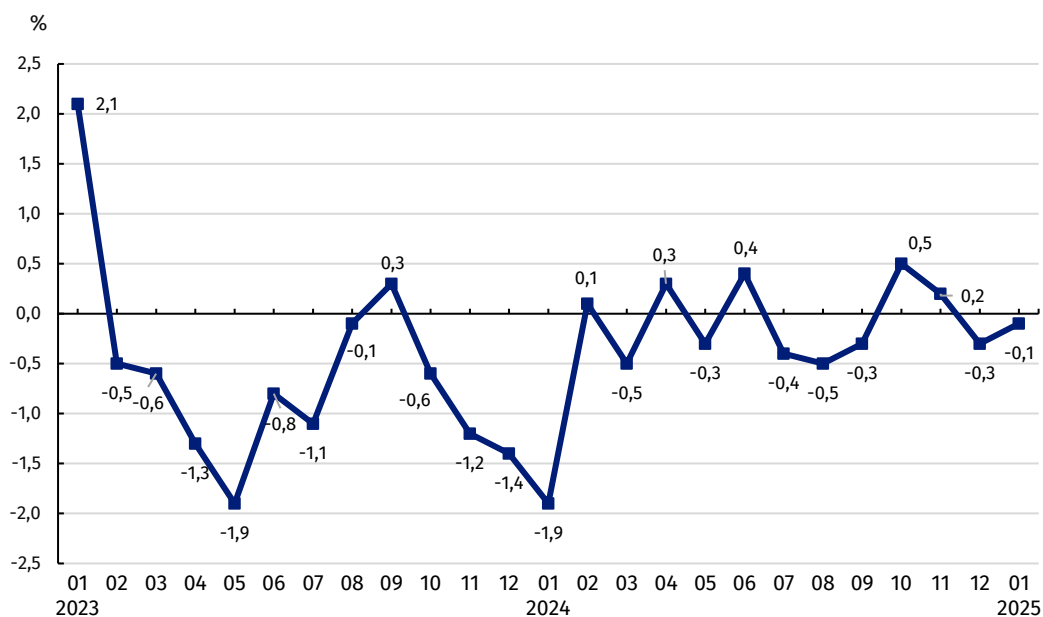
Chart 2. Prices changes of sold production of industry in January 2025 compared to the corresponding month of the previous year



In January 2025 in comparison to the corresponding month of the previous year, the prices decreased the most in manufacture of other non-metalic mineral products

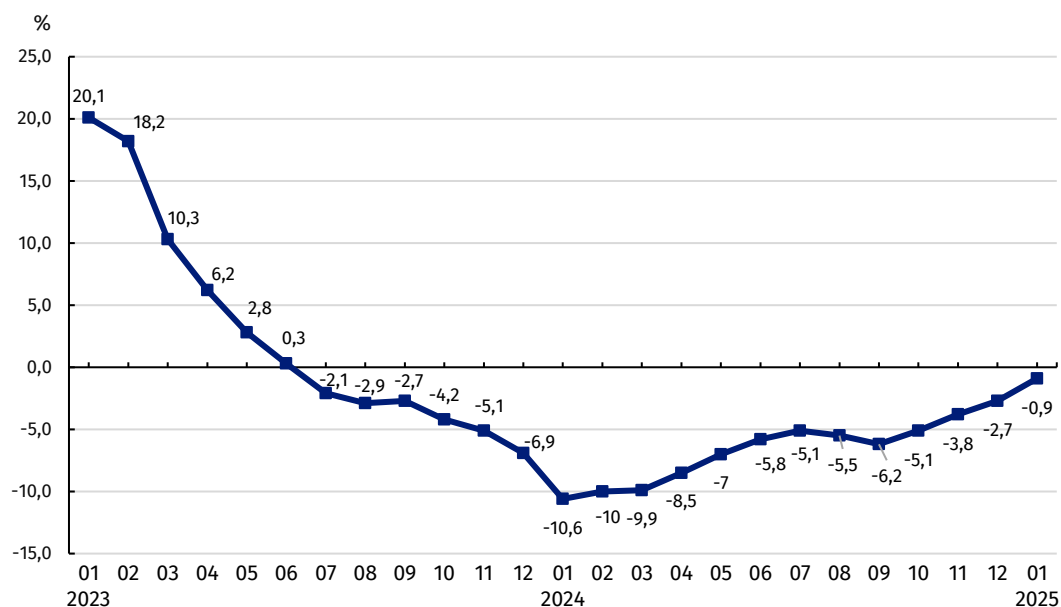
However, prices in **water supply; sewerage, waste management and remediation activities** section increased in annual terms – by 2.4%.

Chart 3. Prices changes of sold production of industry in 2023-2025 in relation to the previous period



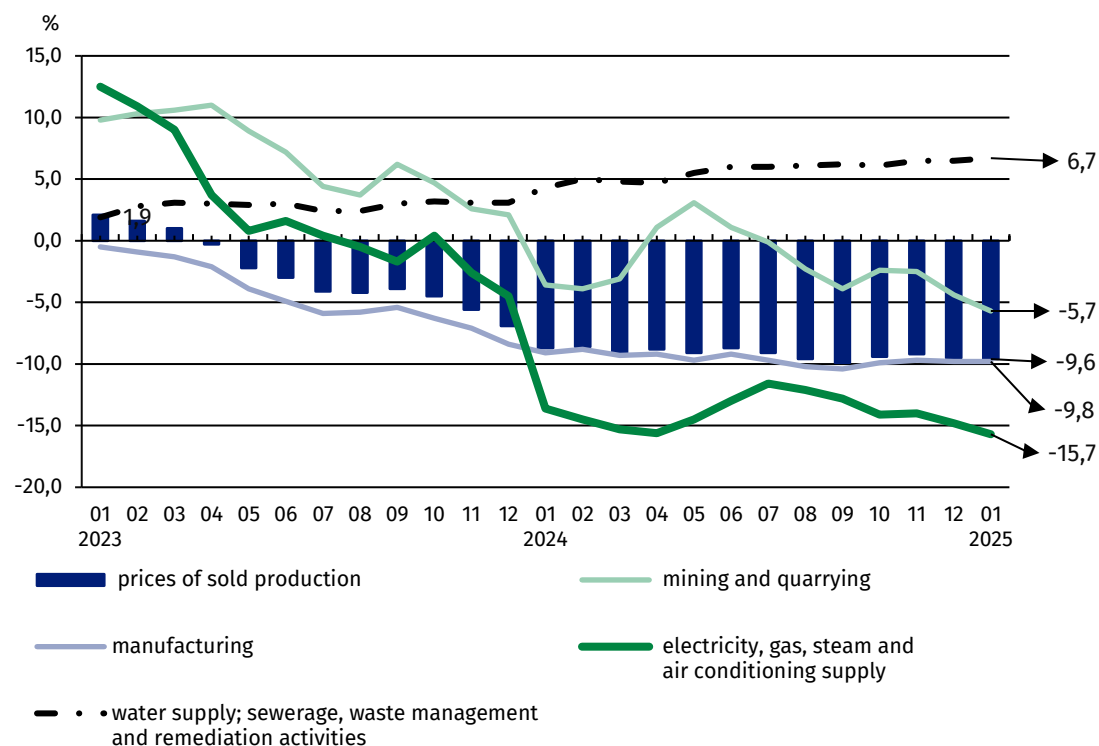
In January 2025 prices of sold production of industry decreased by 0.1% compared to the previous month

Chart 4. Prices changes of sold production of industry in 2023-2025 in relation to the corresponding period of the previous year



In January 2025 a decline in the dynamics of prices of sold production of industry per year was observed by 0.9%







Chart 5. Prices changes of sold production of industry by sections NACE in 2023-2025 in relation to December 2022



In case of quoting Statistics Poland data, please provide information: "Source of data: Statistics Poland", and in case of publishing calculations made on data published by Statistics Poland, please include the following disclaimer: "Own study based on figures from Statistics Poland".

Prepared by:
The Trade and Services Department
Director Ewa Adach-Stankiewicz
Phone: (+48 22) 608 31 24

Issued by:
Press Office
Mobile: (+48) 695 255 032
Phone: (+48 22) 608 38 04, (+48 22) 449 41 45,
(+48 22) 608 30 09
e-mail: obslugaprasowa@stat.gov.pl

-  stat.gov.pl/en/
-  [@StatPoland](https://twitter.com/StatPoland)
-  [@GlownyUrzadStatystyczny](https://facebook.com/GlownyUrzadStatystyczny)
-  [gus_stat](https://instagram.com/gus_stat)
-  [glownyurządstatystycznygus](https://youtube.com/glownyurządstatystycznygus)
-  [glownyurządstatystyczny](https://linkedin.com/company/glownyurządstatystyczny)

Related information

[Statistical Bulletin](#)

[News Releases](#)

Data available in databases

[Analytical Platform - Knowledge Databases](#)

[Macroeconomic Data Bank](#)

[Prices indices \(Topics: Prices, Trade\)](#)

Terms used in official statistics

[Price index of sold production of industry](#)