

Price indices of sold production of industry in December 2024

22.01.2025

 **2.6%**

the decrease of producer prices in industry compared to December 2023

According to preliminary data, the prices of sold production of industry in December 2024 decreased compared to November 2024 – by 0.2%, as well as compared to the corresponding month of the previous year – by 2.6%.

Table 1. Price indices of sold production of industry in November and December 2024

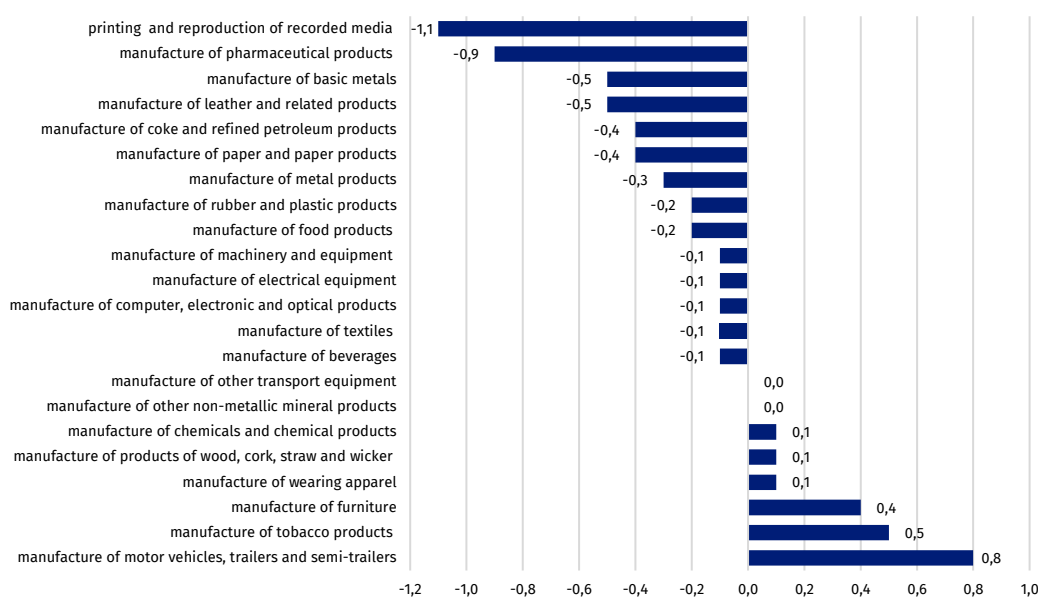
SPECIFICATION	11 2024		12 2024		01-12 2024
	10 2024=100	corresponding period 2023=100		11 2024=100	01-12 2023=100
TOTAL	100.2*	96.2*	97.4	99.8	93.2
Mining and quarrying	99.9*	95.1*	94.2	98.5	92.1
Manufacturing	100.2*	97.0*	98.5	99.9	94.1
Electricity, gas, steam and air conditioning supply	100.1*	89.6*	89.9	99.8	86.1
Water supply; sewerage, waste management and remediation activities	100.4*	103.4*	103.4	100.0	102.8

* Data revised.

Prices changes of sold production of industry in December 2024 compared to November 2024

According to preliminary data, **the prices of sold production of industry** in December 2024 decreased compared to November 2024 – by 0.2%. The biggest prices drop was recorded in **mining and quarrying** section – by 1.5%, of which in the mining of metal ores – by 2.4%, as well as in the mining of hard coal and lignite – by 1.5%. Prices have also been lowered in **the electricity, gas, steam and air conditioning supply** section – by 0.2%, and also in **the manufacturing** section by 0.1%.

Chart 1. Prices changes of sold production of industry by sections in November 2024 compared to the previous month



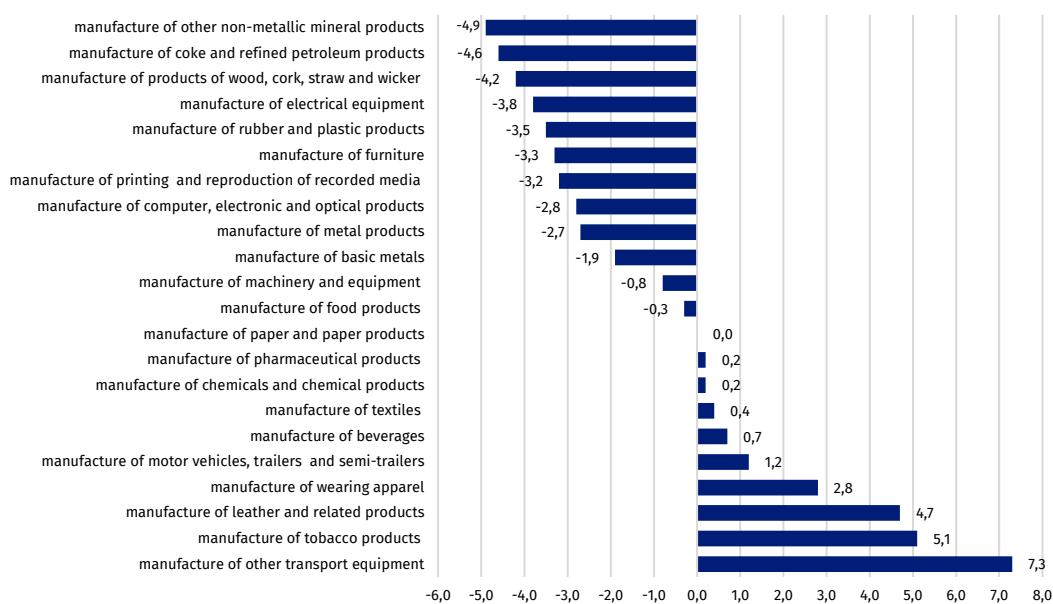
Among divisions of manufacturing in December 2024 in comparison to the previous month the prices decreased the most in printing and reproduction of recorded media

The prices in **water supply; sewerage, waste management and remediation activities** section remained at a level similar to that recorded in the previous month.

Prices changes of sold production of industry in December 2024 compared to December 2023

In December 2024 the **prices of sold production of industry** compared to the corresponding month of the previous year decreased by 2.6%. The biggest prices drop was recorded in **electricity, gas, steam and air conditioning supply** section – by 10.1%. Prices dropped also in **mining and quarrying** section – by 5.8%, of which in mining of coal and lignite – by 24.0%, with an increase in the mining of metal ores – by 13.7%. In the **manufacturing** section prices have decreased by 1.5%.

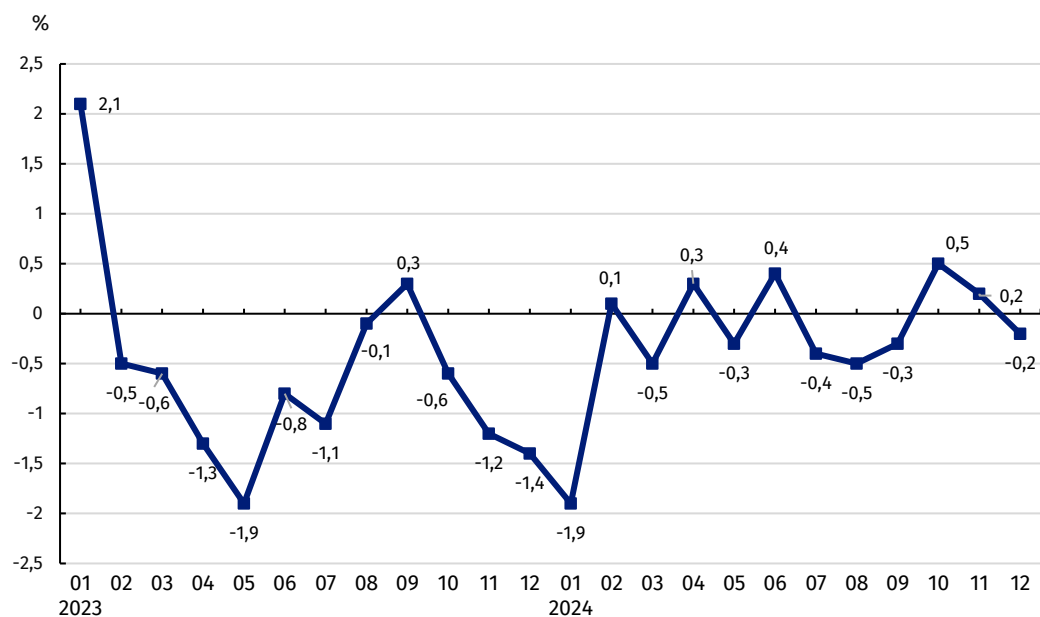
Chart 2. Prices changes of sold production of industry in December 2024 compared to the corresponding month of the previous year



In December 2024 in comparison to the corresponding month of the previous year, the prices decreased the most in manufacture of other non-metalic mineral products

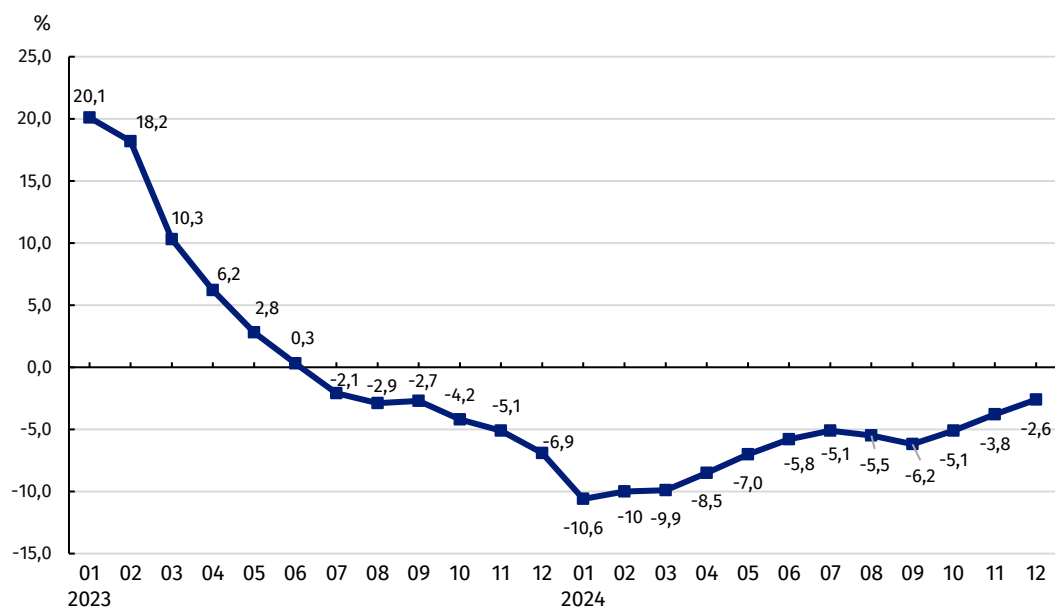
However, prices in **water supply; sewerage, waste management and remediation activities** section increased in annual terms – by 3.4%.

Chart 3. Prices changes of sold production of industry in 2023-2024 in relation to the previous period



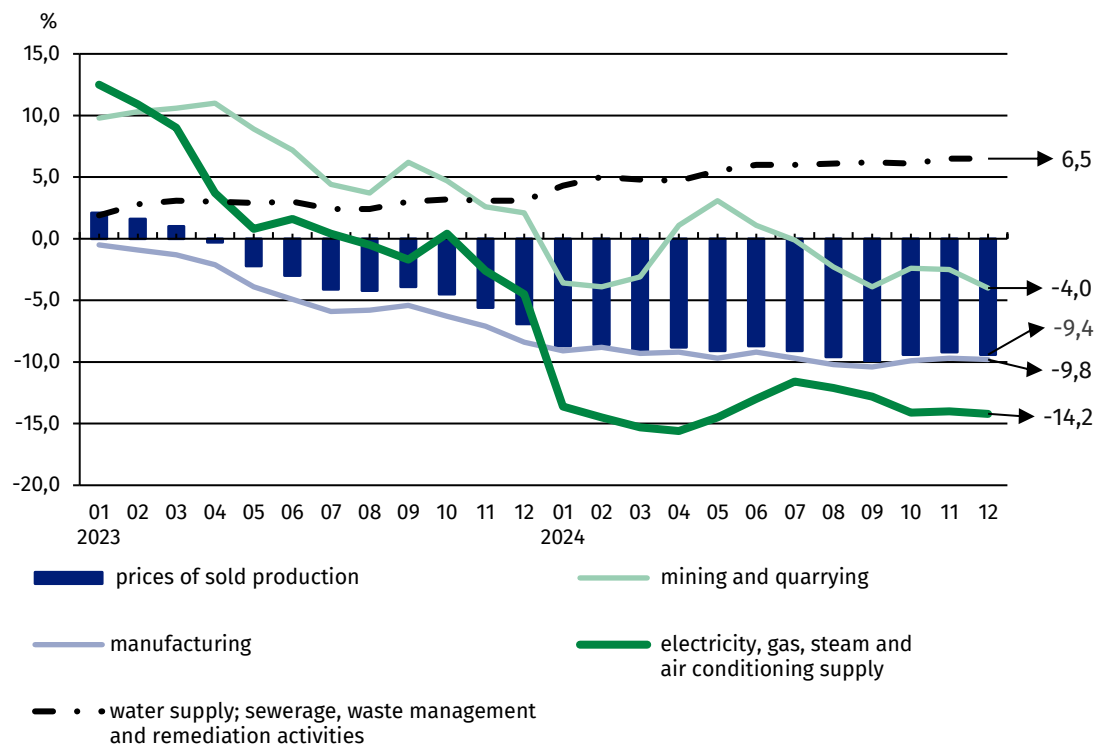
In December 2024 prices of sold production of industry decreased by 0.2% compared to the previous month

Chart 4. Prices changes of sold production of industry in 2023-2024 in relation to the corresponding period of the previous year



In December 2024 a decline in the dynamics of prices of sold production of industry per year was observed by 2.6%







Chart 5. Prices changes of sold production of industry by sections NACE in 2023-2024 in relation to December 2022



In case of quoting Statistics Poland data, please provide information: "Source of data: Statistics Poland", and in case of publishing calculations made on data published by Statistics Poland, please include the following disclaimer: "Own study based on figures from Statistics Poland".

Prepared by:
The Trade and Services Department
Director Ewa Adach-Stankiewicz
Phone: (+48 22) 608 31 24

Issued by:
Press Office
Mobile: (+48) 695 255 032
Phone: (+48 22) 608 38 04, (+48 22) 449 41 45,
(+48 22) 608 30 09
e-mail: obslugaprasowa@stat.gov.pl

-  stat.gov.pl/en/
-  [@StatPoland](https://twitter.com/StatPoland)
-  [@GlownyUrzadStatystyczny](https://facebook.com/GlownyUrzadStatystyczny)
-  [gus_stat](https://instagram.com/gus_stat)
-  [glownyurządstatystycznygus](https://youtube.com/glownyurządstatystycznygus)
-  [glownyurządstatystyczny](https://linkedin.com/company/glownyurządstatystyczny)

Related information

[Statistical Bulletin](#)

[News Releases](#)

Data available in databases

[Analytical Platform - Knowledge Databases](#)

[Macroeconomic Data Bank](#)

[Prices indices \(Topics: Prices, Trade\)](#)

Terms used in official statistics

[Price index of sold production of industry](#)