

Consumer price indices in April 2025

15.05.2025

 **4.3%**

price increase compared with
April 2024

Consumer prices in April 2025 increased by 4.3% compared with the corresponding month of the previous year (with an increase of prices of services by 6.3% and goods by 3.5%).

As related to the previous month consumer prices increased by 0.4% (of which services by 1.1% and goods by 0.2%).

The increase of consumer prices in annual terms (4.3%) was higher by 0.1 pp than published in the flash estimate for April this year.

Table 1. Consumer price indices in April 2025

SPECIFICATION	04 2025			01-04 2025	CONTRIBUTION OF CHANGES 03 2024= =100
	04 2024= =100	12 2024= =100	03 2025= =100	01-04 2024= =100	
TOTAL	104.3	101.9	100.4	104.8	x
Food and non-alcoholic beverages	105.3	103.0	100.8	105.9	0.20
Alcoholic beverages and tobacco	106.1	104.5	100.7	105.3	0.04
Clothing and footwear	98.3	100.7	102.2	98.6	0.08
Housing, water, electricity, gas and other fuels	110.8	102.2	100.1	110.8	0.02
Furnishings, household equipment and routine household maintenance	99.5	99.6	99.5	100.1	-0.03
Health	105.3	102.4	100.2	105.4	0.01
Transport	94.4	98.6	99.5	97.0	-0.05
Communication	103.5	101.3	100.0	102.7	0.00
Recreation	103.6	102.9	101.1	104.2	0.08
Education	108.1	100.9	100.1	108.2	0.00
Restaurants	106.1	102.3	100.8	106.3	0.04
Miscellaneous goods and services	102.2	101.1	100.5	102.5	0.03

A table with indices in more detail is available in the data file attached to this news release and in the [Knowledge Databases](#).

Contributions of price changes to the total consumer price index

In April of the current year, compared with the previous month, the highest contribution to the total consumer price index came from higher prices related to: Food (by 0.8%), Clothing and footwear (by 2.2%) and Recreation and culture (by 1.1%), which increased the index by: 0.18 pp and 0.08 pp each, respectively. Lower prices related to Transport (by 0.5%) decreased the total index by 0.05 pp.

Compared with the corresponding month of the previous year, higher prices related, among others, to: Dwelling (by 8.3%), Food (by 5.3%), Restaurants and hotels (by 6.1%), Alcoholic beverages and tobacco (by 6.1%) and Health (by 5.3%) increased the total index by: 2.01 pp, 1.24 pp, 0.34 pp, 0.32 pp and 0.31 pp, respectively. Lower prices related, among others, to Transport (by 5.6%) decreased the index by 0.64 pp.

Chart 1. Contribution of price changes of selected groups of consumer goods and services in April 2025 (change in pp compared with the previous period)

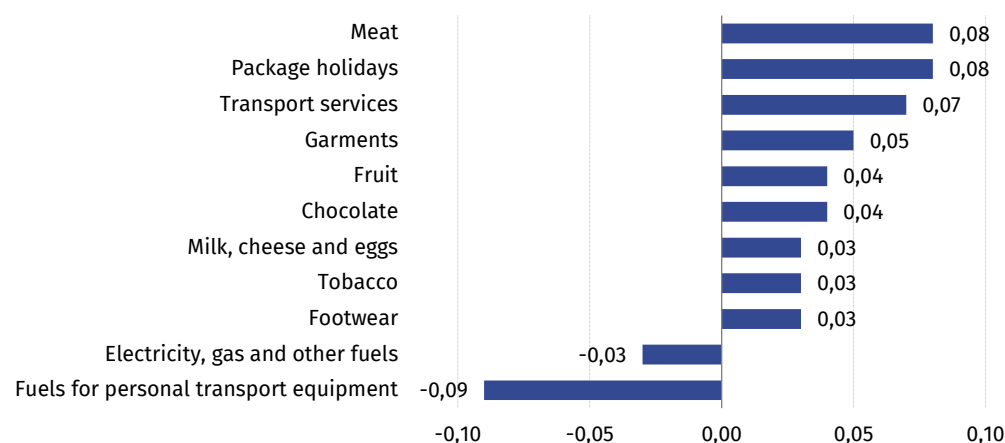


Chart 2. Weighting system used in the compilations of consumer price indices in 2025

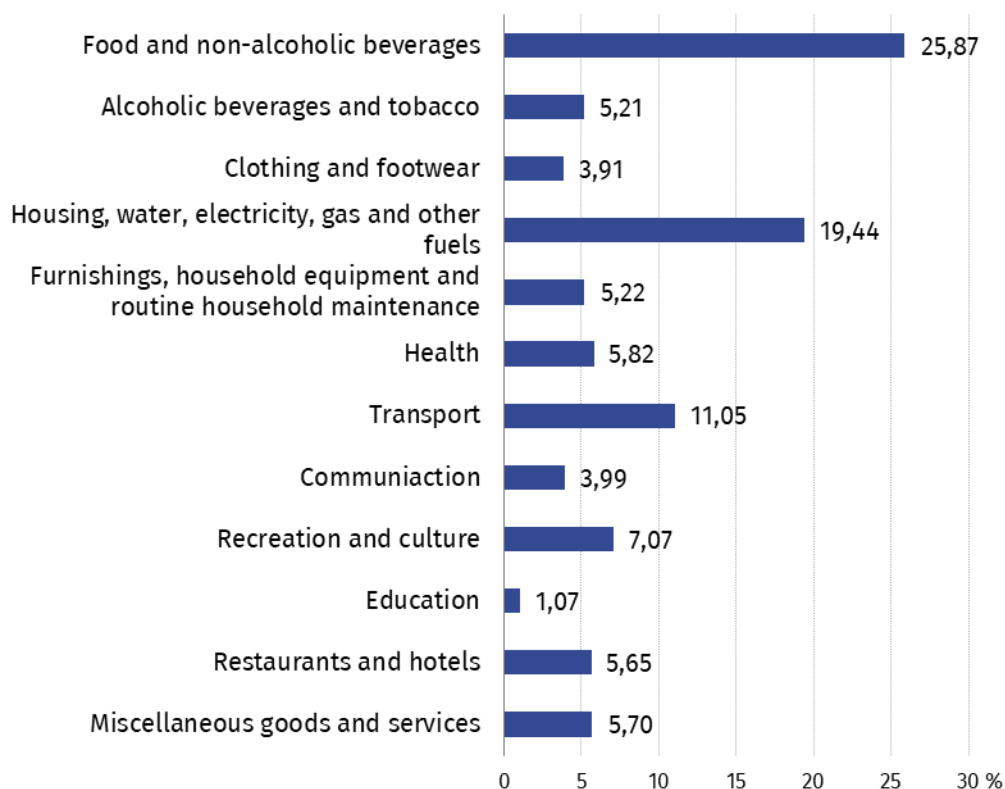


Chart 3. Changes in consumer prices as related to the previous month (in %)

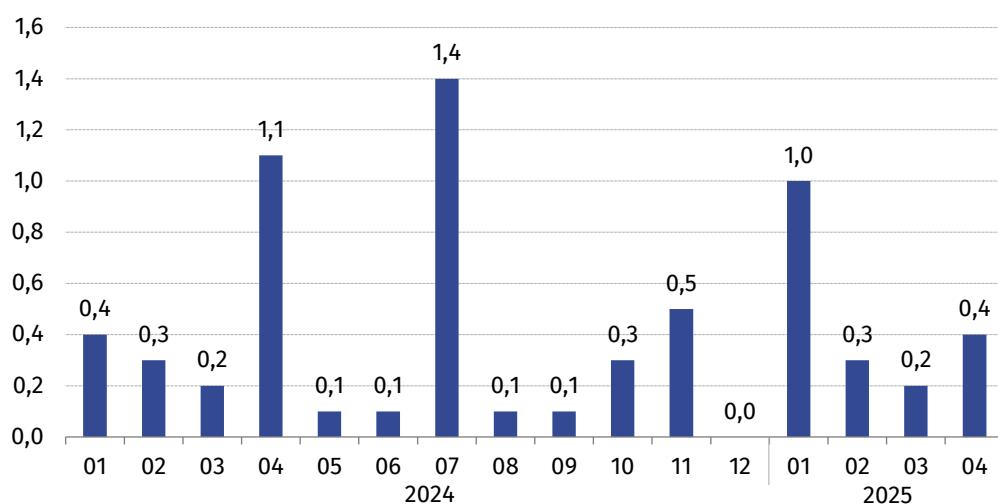
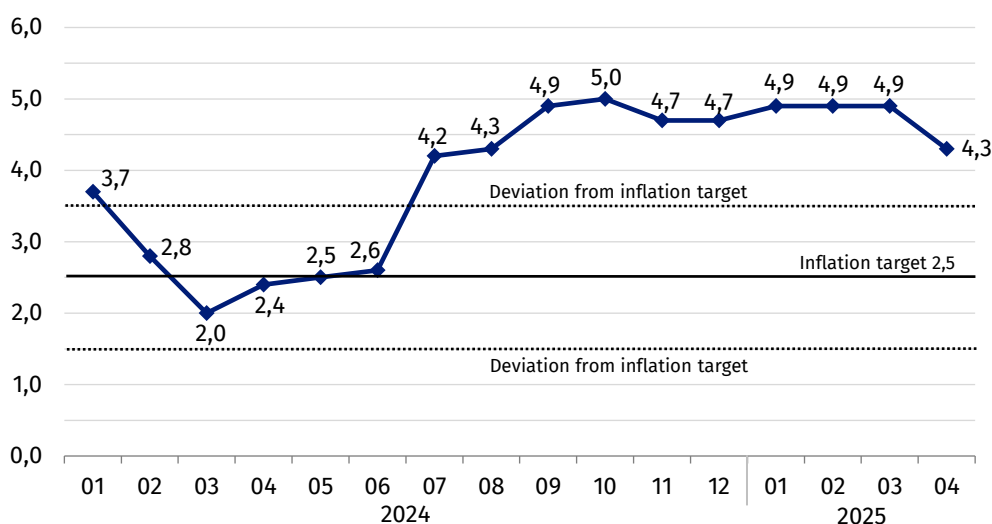
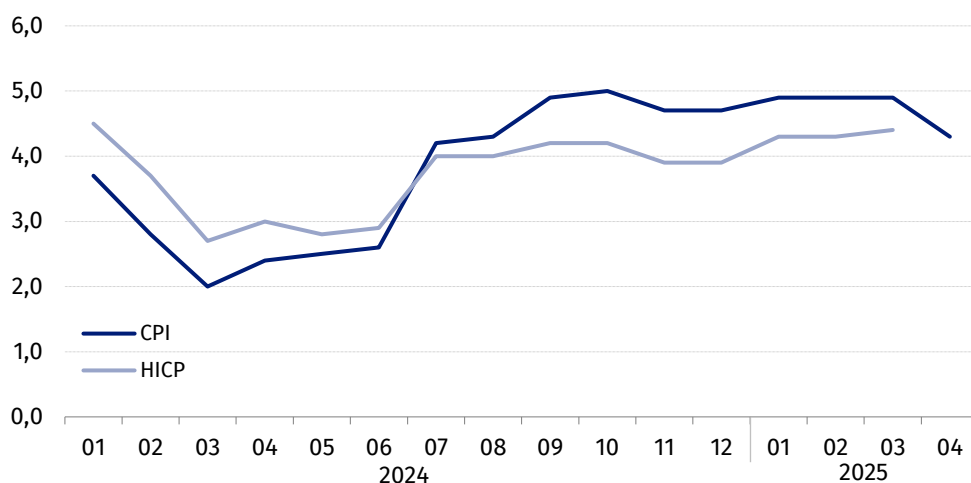


Chart 4. Changes in consumer prices as related to the corresponding period of the previous year (in %)



Since July 2024 the consumer price index is above the upper band for deviations from inflation target determined by the Monetary Policy Council (2.5% +/- 1 pp)







Chart 5. Changes in prices according to consumer price index (CPI) and harmonised index of consumer prices (HICP) as related to the corresponding period of the previous year (in %)



In case of quoting Statistics Poland data, please provide information: "Source of data: Statistics Poland", and in case of publishing calculations made on data published by Statistics Poland, please include the following disclaimer: "Own study based on figures from Statistics Poland".

Prepared by:
Trade and Services Department
Director Ewa Adach-Stankiewicz
Phone: (+48 22) 608 31 24

Issued by:
Press Office
Mobile (+48) 695 255 032
Phone (+48 22) 608 38 04
(+48 22) 608 30 09
(+48 22) 449 41 45
e-mail: obslugaprasowa@stat.gov.pl

-  stat.gov.pl/en/
-  [@StatPoland](https://twitter.com/StatPoland)
-  [@GlownyUrzadStatystyczny](https://facebook.com/GlownyUrzadStatystyczny)
-  [gus_stat](https://instagram.com/gus_stat)
-  [glownyurządstatystycznygus](https://youtube.com/glownyurządstatystycznygus)
-  [glownyurządstatystyczny](https://linkedin.com/company/glownyurządstatystyczny)

Related information

[Communications and Announcements](#)

[News releases](#)

Data available in databases

[Knowledge Database Prices](#)

[Macroeconomic Data Bank](#)

[Local Data Bank](#)

[Price indices \(Topics: Prices, Trade\)](#)

[Prices \(Topics: Prices, Trade\)](#)

Terms used in official statistics

[Price index of consumer goods and services](#)

[Retail price](#)