

# Flash estimate of Gross Domestic Product in the 2nd quarter of 2024

**14.08.2024**

**103.2**

GDP growth rate in the 2nd quarter of 2024 according to the flash estimate

**According to the flash estimate, gross domestic product (GDP) in volume terms seasonally unadjusted was higher by 3.2% in the 2nd quarter of 2024 year-to-year against 0.6% decrease in the corresponding period of 2023**

In the 2nd quarter of 2024 seasonally adjusted GDP (constant prices, reference year 2015) was higher by 1.5% than in the previous quarter and 4.0% higher than in the 2nd quarter of the previous year.

Seasonally unadjusted GDP (constant average prices of the previous year) was higher by 3.2% than in the corresponding quarter of the previous year.

The data is preliminary and can be subject to revision, in accordance with the revision policy of quarterly national accounts, in the first regular estimate of GDP for the 2nd quarter of 2024 which will be released on August 29, 2024.

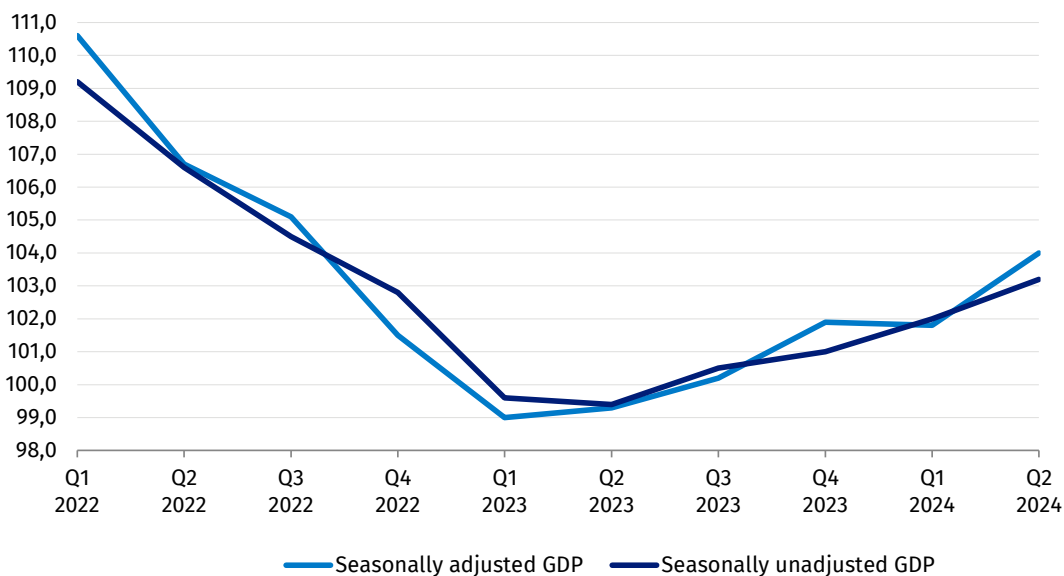
**Table 1. Seasonally adjusted GDP; constant prices, reference year 2015**

Specification	2022				2023				2024	
	Q1	Q2	Q3	Q4	Q1	Q2	Q3	Q4	Q1	Q2
	previous quarter = 100									
GDP growth rate of 3 June 2024	103.4	99.1	100.4	98.5	100.8	99.8	101.1	100.0	100.5	-
GDP growth rate of 14 August 2024	103.5	99.0	100.5	98.6	100.9	99.3	101.5	100.2	100.8	101.5
Differences	+0.1	-0.1	+0.1	+0.1	+0.1	-0.5	+0.4	+0.2	+0.3	-
corresponding quarter of previous year = 100										
GDP growth rate of 3 June 2024	110.5	106.8	105.1	101.4	98.9	99.5	100.2	101.7	101.3	-
GDP growth rate of 14 August 2024	110.6	106.7	105.1	101.5	99.0	99.3	100.2	101.9	101.8	104.0
Differences	+0.1	-0.1	0.0	+0.1	+0.1	-0.2	0.0	+0.2	+0.5	-

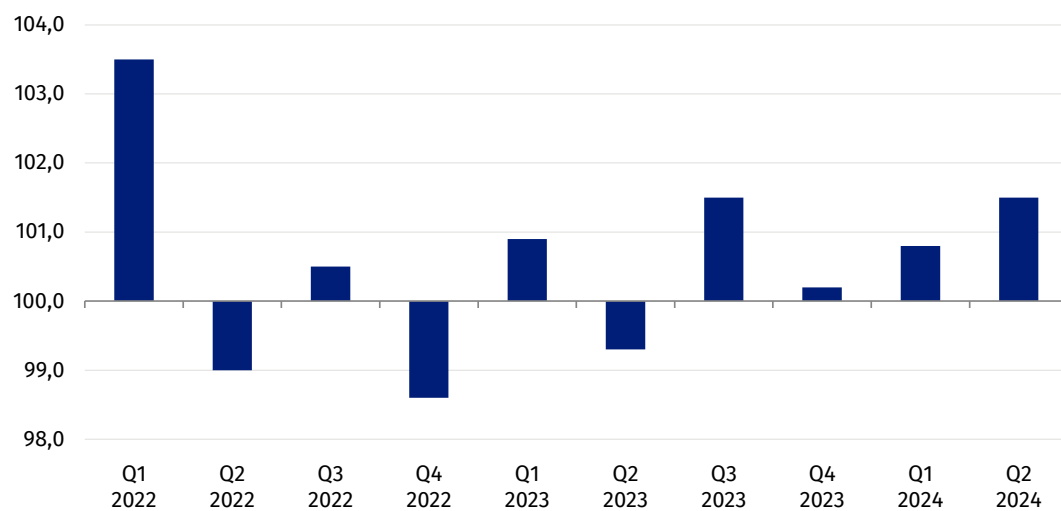
**Table 2. Seasonally unadjusted GDP; constant average prices of the previous year**

Specification	2022				2023				2024	
	Q1	Q2	Q3	Q4	Q1	Q2	Q3	Q4	Q1	Q2
	corresponding quarter of previous year = 100									
GDP growth rate of 3 June 2024	109.2	106.6	104.5	102.8	99.6	99.4	100.5	101.0	102.0	-
GDP growth rate of 14 August 2024	109.2	106.6	104.5	102.8	99.6	99.4	100.5	101.0	102.0	103.2
Differences	0.0	0.0	0.0	0.0	0.0	0.0	0.0	0.0	0.0	-

**Chart 1. Gross domestic product volume growth rate, seasonally adjusted and unadjusted (corresponding period of the previous year = 100)**



**Chart 2. Gross domestic product seasonally adjusted volume growth rate (the previous quarter = 100)**



When quoting Statistics Poland data, please provide the information: "Source of data: Statistics Poland", and when publishing calculations made on data published by Statistics Poland, please include the following disclaimer: "Own study based on figures from Statistics Poland".







Prepared by:  
**National Accounts Department**

**Director Anita Perzyna**  
Phone: (+48 22) 608 31 17

Issued by:  
**Press Office**

Mobile: (+48) 695 255 032  
Phone: (+48 22) 608 38 04,  
(+48 22) 449 41 45,  
(+48 22) 608 30 09

**e-mail: [obslugaprasowa@stat.gov.pl](mailto:obslugaprasowa@stat.gov.pl)**

-  [stat.gov.pl/en/](https://stat.gov.pl/en/)
-  [@StatPoland](#)
-  [@GlownyUrzadStatystyczny](#)
-  [gus\\_stat](#)
-  [glownyurządstatystycznygus](#)
-  [glownyurządstatystyczny](#)

#### **Related information**

[Gross Domestic Product in the first quarter of 2024. Preliminary estimate](#)

#### **Data available in databases**

[Knowledge database-National Accounts](#)

#### **Terms used in official statistics**

[Gross domestic product](#)

[Gross value added](#)

[Gross capital formation](#)