

Gross Domestic Product in the 3rd quarter of 2024. Preliminary estimate

28.11.2024

 **102.7**

GDP growth rate in the 3rd quarter of 2024

Seasonally unadjusted gross domestic product (GDP) in the 3rd quarter of 2024 was higher by 2.7% year-on-year comparison against the increase of 0.5% in the corresponding quarter of 2023 (constant average prices of the previous year).

In the 3rd quarter of 2024 seasonally adjusted GDP (constant prices, reference year 2020) was lower by 0.1% than in the previous quarter and it was 1.7% higher than in the 3rd quarter of the previous year.

Seasonally unadjusted GDP (constant average prices of the previous year) was higher by 2.7% than in the corresponding quarter of the previous year.

Table 1. Seasonally adjusted GDP; constant prices, reference year 2020

Specification	2022				2023				2024		
	Q1	Q2	Q3	Q4	Q1	Q2	Q3	Q4	Q1	Q2	Q3
	previous quarter = 100										
GDP growth rate of 14.11. 2024	103.2	98.9	100.5	98.5	100.9	99.3	101.8	100.0	100.6	101.2	99.8
GDP growth rate of 28.11. 2024	103.2	98.9	100.5	98.5	100.9	99.3	101.8	100.0	100.6	101.2	99.9
Differences	0.0	0.0	0.0	0.0	0.0	0.0	0.0	0.0	0.0	0.0	+0.1
	corresponding quarter of previous year = 100										
GDP growth rate of 14.11. 2024	110.2	106.3	104.7	101.1	98.8	99.2	100.4	102.0	101.7	103.6	101.7
GDP growth rate of 28.11. 2024	110.2	106.3	104.7	101.1	98.8	99.2	100.4	102.0	101.7	103.7	101.7
Differences	0.0	0.0	0.0	0.0	0.0	0.0	0.0	0.0	0.0	+0.1	0.0

Table 2. Seasonally unadjusted GDP; constant average prices of the previous year

Specification	2022				2023				2024		
	Q1	Q2	Q3	Q4	Q1	Q2	Q3	Q4	Q1	Q2	Q3
	corresponding quarter of previous year = 100										
GDP growth rate of 14.11. 2024	108.9	106.3	104.1	102.5	99.5	99.4	100.5	101.0	102.1	103.2	102.7
GDP growth rate of 28.11. 2024	108.9	106.3	104.1	102.5	99.5	99.4	100.5	101.0	102.1	103.2	102.7
Differences	0.0	0.0	0.0	0.0	0.0	0.0	0.0	0.0	0.0	0.0	0.0

In the 3rd quarter of 2024 there was the increase of GDP which amounted to 2.7% year-on-year comparison. This was caused by the increase of domestic uses by 4.4% (in the 2nd quarter of 2024 the increase of 4.8% in domestic uses was recorded) and negative foreign trade balance. It resulted mainly from the growth in gross capital formation of 20.0% (against the decrease of 1.8% in the 2nd quarter of 2024) and the growth in final consumption expenditure of 1.3% (against the increase of 6.2% in the 2nd quarter of 2024). Consumption expenditure in the households sector was higher by 0.3% (in the 2nd quarter of 2024 the increase of 4.6% was noted). Gross fixed capital formation increased by 0.1% (against the increase of 3.2% in the 2nd quarter of 2024).

As a result, the positive contribution of domestic uses to economic growth was noted and amounted to +4.2 percentage points (in the 2nd quarter of 2024 the positive influence of domestic uses of +4.5 percentage points was recorded). It came from the positive impact of final consumption expenditure and gross capital formation. The impact of final consumption expenditure was +1.0 percentage points (against +4.8 percentage points recorded in the 2nd quarter of 2024), of which the impact of consumption expenditure in the households sector was +0.2 percentage points and the impact of public consumption expenditure was +0.8 percentage points (+2.6 percentage points and +2.2 percentage points respectively in the 2nd quarter of 2024). The contribution of gross fixed capital formation was neutral (against +0.5 percentage points in the 2nd quarter of 2024) and the impact of changes in inventories amounted to +3.2 percentage points (against -0.8 percentage points in the 2nd quarter of 2024). As a consequence, the contribution of gross capital formation on GDP growth was positive and amounted to +3.2 percentage points (against -0.3 percentage points in the 2nd quarter of 2024). In the 3rd quarter of 2024 the negative effect of the net exports on the economic growth has strengthened to -1.5 percentage points (against -1.3 percentage points in the 2nd quarter of 2024).

Chart 1. Gross domestic product volume growth rate, seasonally adjusted and unadjusted (the corresponding quarter of the previous year = 100)

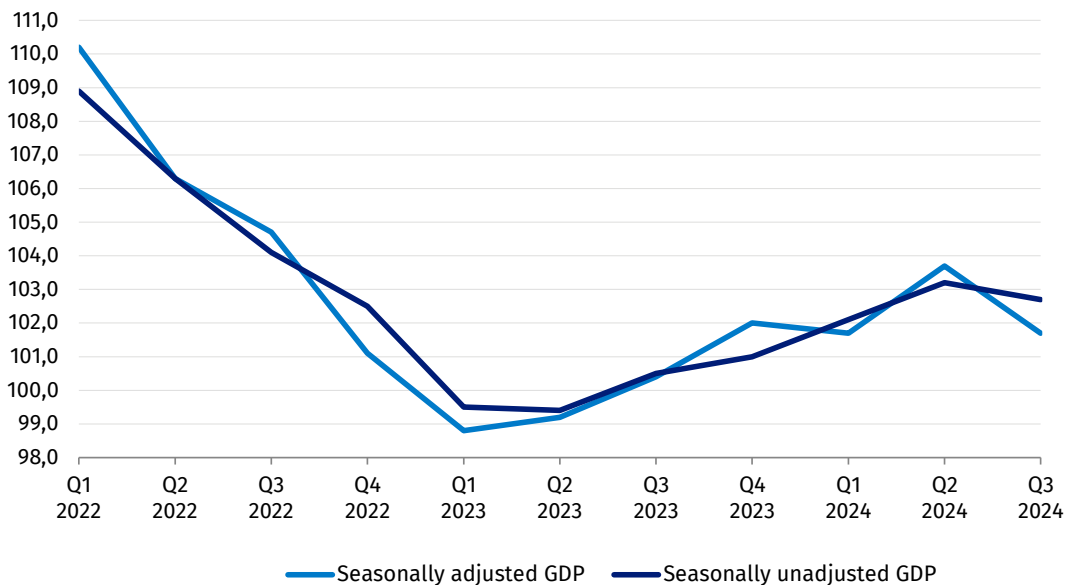
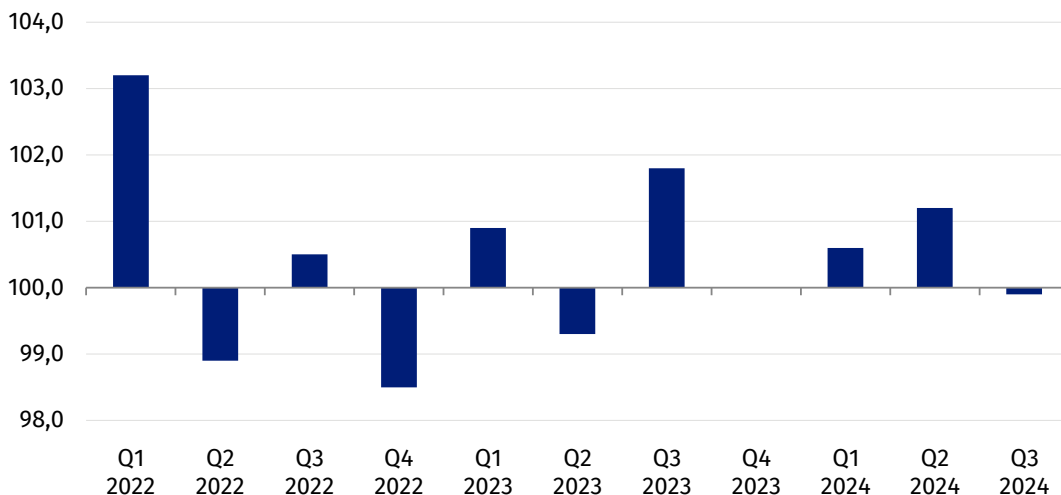


Chart 2. Gross domestic product volume growth rate, seasonally adjusted (the previous quarter = 100)



Seasonally adjusted GDP (previous quarter = 100, constant prices with reference year 2020)

In the 3rd quarter of 2024, compared to the previous quarter, seasonally adjusted GDP decreased by 0.1%.

Gross value added in national economy in the 3rd quarter of 2024 decreased by 0.3% of which:

- in industry by 4.3%,
- in construction by 1.0%
- in trade and repair by 0.1%,

- in transportation and storage by 1.2%,
- in financial and insurance activities by 1.6%.

Gross value added in public administration and defense, compulsory social security, education, human health and social work activities increased altogether by 0.7%.

Domestic uses in the 3rd quarter of 2024 increased by 0.8%.

In the 3rd quarter of 2024 total consumption expenditure remained at similar level compared to 2nd quarter, of which consumption expenditure in the households sector went down by 0.4% and public consumption expenditure increased by 0.6%.

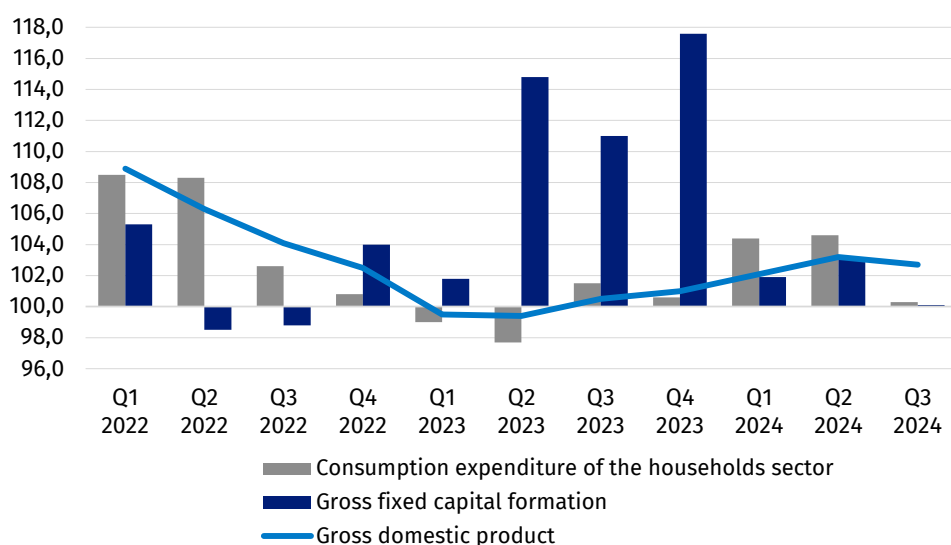
Gross capital formation in the 3rd quarter of 2024 increased by 6.7%, of which gross fixed capital formation decreased by 0.6%.

The attached tables 1 and 2 present GDP volume growth rates and its selected components, seasonally unadjusted, seasonally adjusted and trend at constant prices of 2020 with the previous quarter=100 and corresponding quarter of the previous year=100.

Seasonally unadjusted GDP (constant average prices of the previous year)

According to the preliminary estimate GDP in the 3rd quarter of 2024 was 2.7% higher than in the corresponding quarter of the previous year.

Chart 3. GDP volume growth rate (the corresponding quarter of the previous year = 100)



Gross value added in national economy in the 3rd quarter of 2024 was 2.3% higher than in the corresponding quarter of 2023, of which:

- in industry by 1.3%,
- in transportation and storage by 5.8%,
- in financial and insurance activities by 0.7%,
- in public administration and defense, compulsory social security, education, human health and social work activities altogether by 4.4%.

Gross value added decreased:

- in construction by 3.0%,
- in trade and repair by 1.2%.

Domestic uses in the 3rd quarter of 2024 were 4.4% higher than in the corresponding quarter of the previous year.

Final consumption expenditure in the 3rd quarter of 2024 compared with the same quarter of the previous year was 1.3% higher, of which consumption expenditure in the households sector increased by 0.3% and public consumption expenditure increased by 4.5%.

Gross capital formation in the 3rd quarter of 2024 went up by 20.0% compared to the corresponding quarter of 2023, of which gross fixed capital formation increased by 0.1%. Investment ratio (relation of gross fixed capital formation to gross domestic product at current prices) amounted to 16.2% against 16.7% in the previous year.

Detailed data for GDP time series and its components at current prices as well as volume growth rates (corresponding quarter of the previous year = 100, constant average prices of the previous year) is presented in tables 3 and 4. Table 5 includes contribution to GDP volume growth rate.







Seasonal adjustment procedure can cause revisions to historical GDP growth rates and GDP components when later quarterly observations become available or the past unadjusted data are revised.

In the case of quoting data from Statistics Poland, please provide information: "Source of Statistics Poland data" and in the case of publishing calculations made using data published by Statistics Poland, please provide information: "Own study based on Statistics Poland data".

Prepared by:
National Accounts Department
Director Anita Perzyna
Phone: (+48 22) 608 31 17

Issued by:
Press Office
Mobile: (+48) 695 255 032
Phone: (+48 22) 608 38 04,
(+48 22) 449 41 45,
(+48 22) 608 30 09

e-mail: obslugaprasowa@stat.gov.pl

-  stat.gov.pl/en/
-  [@StatPoland](#)
-  [@GlownyUrzadStatystyczny](#)
-  [gus_stat](#)
-  [glownyurządstatystycznygus](#)
-  [glownyurządstatystyczny](#)

Related information

[Flash estimate of Gross Domestic Product in the third quarter of 2024](#)

Data available in databases

[Knowledge database-National Accounts](#)

Terms used in official statistics

[Gross domestic product](#)

[Gross value added](#)

[Gross capital formation](#)