

Financial results of enterprises¹ in January-September of 2024

16 December 2024

139.2 bn PLN

Net financial result

In January-September of 2024, total revenues of surveyed enterprises amounted to 3,841.5 bn PLN and total costs of obtaining the revenues amounted to 3,671.2 bn PLN. Net financial result amounted to 139.2 bn PLN.

Basic data on the surveyed enterprises keeping accounting ledgers with 50 and more persons employed in January-September of 2024

In the population of 17,881 enterprises keeping accounting ledgers surveyed in January-September of 2024, the largest group (78.0%) were medium-sized enterprises, i.e. from 50 to 249 persons employed and large entities (with 250 and more persons employed) were 22.0%. As of September 30, 2024, the enterprises covered by the survey employed 4,877.6 thousand persons. Large entities were the workplace for 69.3% of all persons employed, medium-sized entities – 30.7%. As at the end of September 2024, the average surveyed entity keeping accounting ledgers employed 273 persons, a large entity – 861 persons, a medium-sized entity – 107 persons.

Total revenues of the surveyed enterprises amounted to 3,841.5 bn PLN, and in the structure of these revenues, 59.2% were revenues from the sale of products (products and services) and 37.4% – revenues from the sale of goods and materials. Other operating revenues constituted for 1.6% and financial revenues for 1.8% of total revenues. Total revenues obtained by large enterprises amounted to 2,729.7 bn PLN and constituted for 71.1% of the revenues of all surveyed enterprises. Medium-sized entities (from 50 to 249 persons employed) obtained 28.9% of total revenues.

In January-September of 2024, total costs amounted to 3,671.2 bn PLN. In the total cost structure, 96.4% were the costs of products, goods and materials sold (of which 64.3% was the cost of products sold and 32.1% – value of goods and materials sold), other operating costs – 1.6%, and financial costs – 2.0%. The total costs incurred by large enterprises amounted to 2,615.5 bn PLN and accounted for 71.2% of the costs of all surveyed enterprises. Medium-sized entities incurred 28.8% of the total costs.

Gross financial result amounted to 170.4 bn PLN. Obligatory encumbrances on the gross financial result amounted to 31.2 bn PLN. Net financial result amounted to 139.2 bn PLN.

In January-September of 2024, total investment outlays of the surveyed enterprises with 50 and more persons employed keeping accounting ledgers amounted to 141.9 bn PLN. Large enterprises (with 250 and more persons employed), incurred 79.3% of the total investment outlays incurred by the surveyed enterprises with 50 and more persons employed, medium-sized units (from 50 to 249 persons employed) – 20.7%.

In January-September of 2024, gross financial result of enterprises amounted to 170.4 bn PLN and net financial result amounted to 139.2 bn PLN

¹ The data concern all sections of NACE rev. 2 covered by the study according to the F-01/I-01 dataset (methodology description on page 3).

Table 1. Basic data of surveyed enterprises in January-September of 2024

SPECIFICATION	Total	Persons employed	
		50-249	250 and more
Number of enterprises	17,881	13,956	3,925
Number of persons employed	4,877,612	1,497,280	3,380,332
	in million PLN		
Total revenues	3,841,549.1	1,111,849.6	2,729,699.5
of which net revenues from sale of products, goods and materials	3,711,560.8	1,078,402.4	2,633,158.3
Total costs	3,671,190.5	1,055,689.6	2,615,500.9
of which cost of products, goods and materials sold	3,538,205.1	1,023,143.6	2,515,061.5
Gross financial result	170,358.6	56,160.0	114,198.6
Net financial result	139,205.3	46,494.6	92,710.7
Investment outlays	141,921.5	29,346.2	112,575.2

Enterprises keeping accounting ledgers with a predominant share of foreign capital²

In the surveyed population of enterprises with 50 and more persons employed keeping accounting ledgers, 4,658 units had a predominant share of foreign capital. They constituted 26.0% of all surveyed enterprises. Among these units, the share of medium-sized entities (from 50 to 249 persons employed) was 63.7%, and large entities (with 250 and more persons employed) – 36.3%. As of September 30, 2024, the enterprises with a predominant share of foreign capital covered by the survey employed 1,950.5 thousand persons. 17.8% in medium-sized entities (from 50 to 249 persons employed) and 82.2% in large entities (with 250 and more persons employed). As at the end of September 2024, the average surveyed enterprises with a predominant share of foreign capital employed 419 persons, a large entity – 948 persons, a medium-sized entity – 117 persons.

Total revenues of these entities amounted to 1,689.2 bn PLN, and the costs of obtaining them amounted to 1,614.0 bn PLN. Gross financial result of entities with a predominant share of foreign capital in January-September of 2024 amounted to 75.3 bn PLN. Obligatory encumbrances on the gross financial result amounted to 14.2 bn PLN. Net financial result of entities with a predominant share of foreign capital amounted to 61.1 bn PLN and constituted 43.9% of net financial result of all surveyed entities keeping accounting ledgers with 50 and more persons employed.

Total investment outlays of the surveyed enterprises with a predominant share of foreign capital in January-September of 2024 amounted to 55.2 bn PLN and constituted 38.9% of the total investment outlays of the surveyed entities keeping accounting ledgers with 50 and more persons employed. The share in expenditure of large entities (with 250 and more persons employed) was 83.1%, medium-sized entities (from 50 to 249 persons employed) – 16.9%.

Total revenues of enterprises with predominant foreign capital amounted to 1,689.2 bn PLN, and costs of obtaining them amounted to 1,614.0 bn PLN

² The data concerns enterprises with foreign capital constituting more than 50% of the share capital. The share of foreign capital in share capital was calculated on the basis of the annual survey of the activity of enterprises with foreign capital in 2023.

Table 2. Basic data of surveyed enterprises with a predominant share of foreign capital in January-September of 2024

SPECIFICATION	Total	Persons employed	
		50-249	250 and more
Number of enterprises	4,658	2,968	1,690
Number of persons employed	1,950,474	347,957	1,602,517
	in million PLN		
Total revenues	1,689,235.3	403,984.9	1,285,250.4
of which net revenues from sale of products, goods and materials	1,639,220.5	391,656.2	1,247,564.3
Total costs	1,613,960.1	386,511.6	1,227,448.5
of which cost of products, goods and materials sold	1,562,065.7	373,286.1	1,188,779.6
Gross financial result	75,275.3	17,473.4	57,801.9
Net financial result	61,102.1	13,837.3	47,264.8
Investment outlays	55,208.0	9,339.6	45,868.4

This study presents data on revenues, costs and financial results as well as investment outlays of enterprises (legal entities). The source of information is a quarterly survey of revenues, costs and financial result as well as outlays on fixed assets basing on a statistical questionnaire F-01/I-01.

The survey covers entities of the national economy:

- partnerships, capital companies, civil law partnerships conducting activities pursuant to a contract concluded on the basis of the Civil Code (Official Journal of 2024, pos. 1061), companies subject to legal regulations other than the Code of Commercial Companies (Official Journal of 2024, pos. 18) and the Civil Code or legal forms to which the provisions on companies apply, branches of foreign entrepreneurs, state-owned enterprises, cooperatives, state organizational units and natural persons conducting economic activity,
- keeping accounting ledgers,
- with 10 and more persons employed,
- conducting main economic activity classified according to NACE rev. 2 to the following sections A (excluding individual agricultural holdings), B, C, D, E, F, G, H, I, J (excluding cultural institutions with legal personality), K (excluding banks, cooperative savings and credit unions, insurance institutions, brokerage offices and houses, investment societies and funds as well as pension societies and funds), L, M, N, P (excluding higher education institutions), Q (excluding independent public health care facilities), R (excluding cultural institutions having legal personality), S (excluding trade unions, religious and political organizations).

The subjective and objective scope of the presented data is wider than information on non-financial enterprises (legal entities) published a.o. in Statistical Bulletin, Information on socio-economic situation of the country, News releases "Financial results of non-financial enterprises" and databases. The data in this study apply to all entities preparing statistical questionnaire F-01/I-01, regardless of their main kind of activity in accordance with NACE Rev.2 and size class by number of persons employed and also cover the full scope of data collected on a statistical questionnaire F-01/I-01.

The presented surveyed enterprises are divided into two groups according to the number of persons employed, according to which reporting obligations for a given period are determined:

- enterprises with 50 and more persons employed – this group is presented in the study divided into two subgroups: entities from 50 to 249 persons employed and entities with

250 and more persons employed; these units are obliged to submit statistical reports on a quarterly basis.

- enterprises from 10 to 49 persons employed – these entities are obliged to submit reports on a semi-annual basis.

Other methodological explanations and definitions of terms can be found in the explanatory notes to the dataset on revenues, costs and financial result and on outlays on fixed assets on form [F-01/I-01](#) and in the "[Methodological report. Non-financial enterprises surveys 2019](#)".

An integral part of this study are tables in the XLSX format as well as csv format (files for download) with a set of all data collected on the F-01/I-01 form.

Data prepared with statistical confidentiality in accordance with Art. 10 and art. 38 of the Act of 29 June 1995 on public statistics.

When quoting Statistics Poland data, please provide the information: "Source of data: Statistics Poland", and when publishing calculations made on data published by Statistics Poland, please include the following disclaimer: "Own study based on figures from Statistics Poland".

Prepared by:
Enterprise Department

Director Katarzyna Walkowska







Phone: (+48 22) 608 31 25

Issued by:
Press Office

Mobile: (+48) 695 255 032

Phone: (+48 22) 608 38 04, (+48 22) 449 41 45,
(+48 22) 608 30 09

e-mail: obslugaprasowa@stat.gov.pl

-  stat.gov.pl/en/
-  [@StatPoland](https://twitter.com/StatPoland)
-  [@GlownyUrzadStatystyczny](https://www.facebook.com/GlownyUrzadStatystyczny)
-  [gus_stat](https://www.instagram.com/gus_stat)
-  [glownyurządstatystycznygus](https://www.youtube.com/glownyurządstatystycznygus)
-  [glownyurządstatystyczny](https://www.linkedin.com/company/glownyurządstatystyczny)

Related information

[News releases. Financial results of enterprises](#)

Terms used in official statistics

[Total revenues](#)

[Total costs](#)

[Gross financial result](#)

[Net financial result](#)

[Cost level indicator](#)

[Gross turnover profitability indicator](#)

[Net turnover profitability indicator](#)

[First degree financial liquidity indicator](#)

[Second degree financial liquidity indicator](#)

[Investment outlays](#)