

# Producer price indices for business services in the third quarter of 2024

04.12.2024


**100.7**

Increase in producer prices for business services compared to the second quarter of 2024

In the third quarter of 2024, the producer prices for business services increased compared to the previous quarter by 0.7%. Compared to the third quarter of 2023 they increased by 4.6%.

**Table 1. Producer price indices for business services in the third quarter of 2024**

SPECIFICATION	3 quarter 2024			1-3 quarter 2024
	2 quarter 2024=100	4 quarter 2023=100	3 quarter 2023=100	1-3 quarter 2023=100
Total	100.7	104.2	104.6	105.1
Publishing activities	100.3	103.4	104.5	105.3
Motion picture, video and television programme production, sound recording and music publishing activities	102.3	103.3	104.8	104.0
Programming and broadcasting activities	103.7	104.5	107.5	106.5
Computer programming, consultancy and related activities	100.7	102.3	102.2	102.0
Information service activities	100.8	103.3	103.9	104.3
Real estate activities	100.4	106.4	106.8	107.5
Legal and accounting activities	100.7	103.6	104.6	104.5
Management consultancy activities	101.2	102.9	101.6	101.3
Architectural and engineering activities; technical testing and analysis	100.5	102.2	102.8	104.5
Advertising and market research	101.6	105.4	107.2	107.5

SPECIFICATION	3 quarter 2024			1-3 quarter 2024
	2 quarter 2024=100	4 quarter 2023=100	3 quarter 2023=100	1-3 quarter 2023=100
Other professional, scientific and technical activities	101.0	103.6	105.4	107.3
Rental and leasing activities	99.0	99.5	100.2	101.3
Employment activities	100.5	105.7	106.2	107.7
Travel agency, tour operator and other reservation service and related activities	102.6	105.2	104.7	105.7
Security and investigation activities	100.8	112.0	112.8	113.9
Services to buildings and landscape activities	100.9	107.9	108.3	108.8
Office administrative, office support and other business support activities	100.2	103.3	103.6	105.2

In the third quarter of 2024, the highest increase of prices compared to the previous quarter was recorded in programming and broadcasting activities (by 3.7%), travel agency, tour operator and other reservation service and related activities (by 2.6%) and motion picture, video and television programme production, sound recording and music publishing activities (by 2.3%). Smaller price increases, but in excess of 1.0% occurred in advertising and market research (by 1.6%) and management consultancy activities (by 1.2%). The lowest growths in prices concerned services in office administrative, office support and other business support activities (by 0.2%), publishing activities (by 0.3%) and real estate activities (by 0.4%).

Price decrease compared to the previous quarter was recorded in rental and leasing activities (by 1.0%).

Compared to the third quarter of 2023, the highest increase of prices occurred in security and investigation activities (by 12.8%). High price increases were also recorded in the case of services to buildings and landscape activities (by 8.3%), programming and broadcasting activities (by 7.5%) and advertising and market research (by 7.2%).

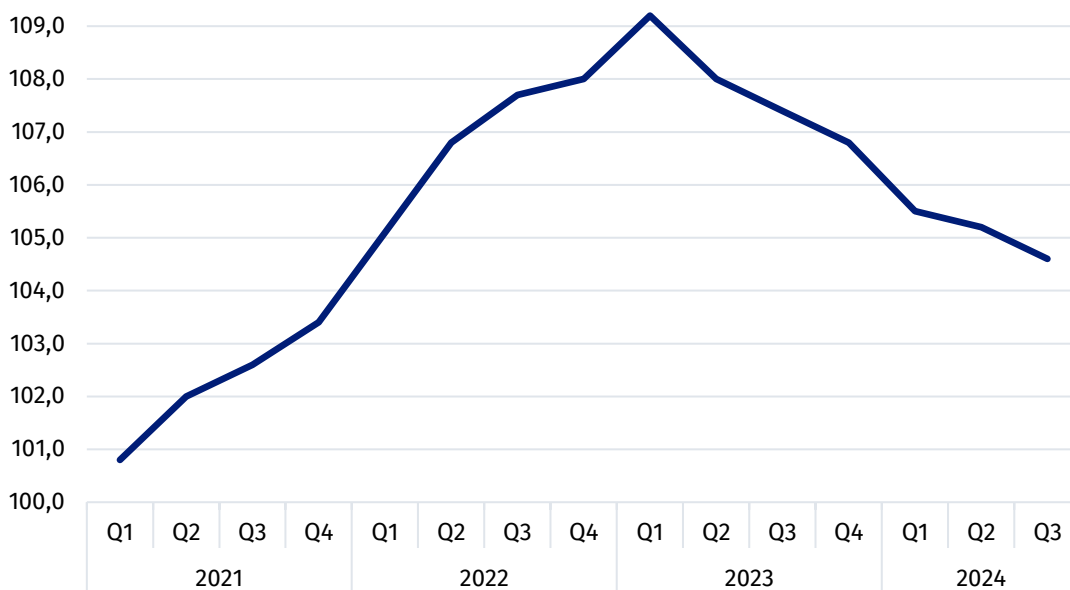
Whereas, the lowest increase of prices compared to the third quarter of previous year was recorded in the case of rental and leasing activities (by 0.2%), management consultancy activities (by 1.6%) and computer programming, consultancy and related activities (by 2.2%).

In the third quarter of 2024, the highest increase of prices compared to the previous quarter was recorded in programming and broadcasting activities

**Chart 1. Producer price changes of business services in 2021-2024 (the previous quarter = 100)**









**Chart 2. Producer price changes of business services in 2021-2024 (corresponding period of the previous year = 100)**



In case of quoting Statistics Poland data, please provide information: “Source of data: Statistics Poland”, and in case of publishing calculations made on data published by Statistics Poland, please include the following disclaimer: “Own study based on figures from Statistics Poland”.

Prepared by:  
**Trade and Services Department**  
**Director Ewa Adach-Stankiewicz**  
Phone: (+48 22) 608 31 24

Issued by:  
**Press Office**  
Mobile +48 695 255 032  
Phone +48 22 608 38 04, +48 22 449 41 45,  
+48 22 608 30 09  
**e-mail: [obslugaprasowa@stat.gov.pl](mailto:obslugaprasowa@stat.gov.pl)**

-  [www.stat.gov.pl/en/](http://www.stat.gov.pl/en/)
-  [@StatPoland](https://twitter.com/StatPoland)
-  [@GlownyUrzadStatystyczny](https://www.facebook.com/GlownyUrzadStatystyczny)
-  [gus\\_stat](https://www.instagram.com/gus_stat)
-  [glownyurządstatystycznygus](https://www.youtube.com/glownyurządstatystycznygus)
-  [glownyurządstatystyczny](https://www.linkedin.com/company/glownyurządstatystyczny)

#### **Related information**

[News releases](#)

[Prices in the national economy](#)

#### **Data available in databases**

[Knowledge Databases](#)

[Prices indices \(Topics: Prices, Trade\)](#)

#### **Terms used in official statistics**

[Producer price indices for business services](#)