

# Price indices of construction and assembly production in October 2024

25.11.2024

 **4.9%**

the growth of producer prices in construction in comparison with October 2023

According to preliminary data, in October 2024 the prices of construction and assembly production in comparison with the corresponding month of the previous year increased by 4.9%, as well as in comparison with September 2024 by 0.4%.

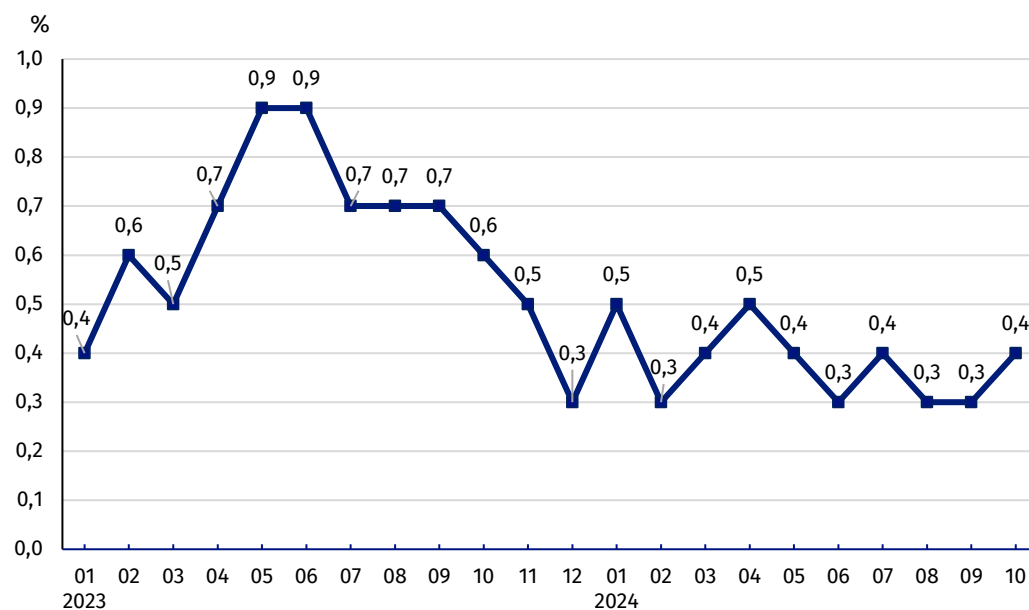
In October 2024 in comparison with September 2024 the growth of prices was recorded in specialised construction activities, and in civil engineering – by 0.5% both and in construction of buildings – by 0.4%.

In comparison with October 2023 the increase of prices was noticed in civil engineering (by 5.2%), and in specialised construction activities as well as in construction of buildings (by 4.7% both).

**Table 1. Price indices of construction and assembly production in September and October 2024**

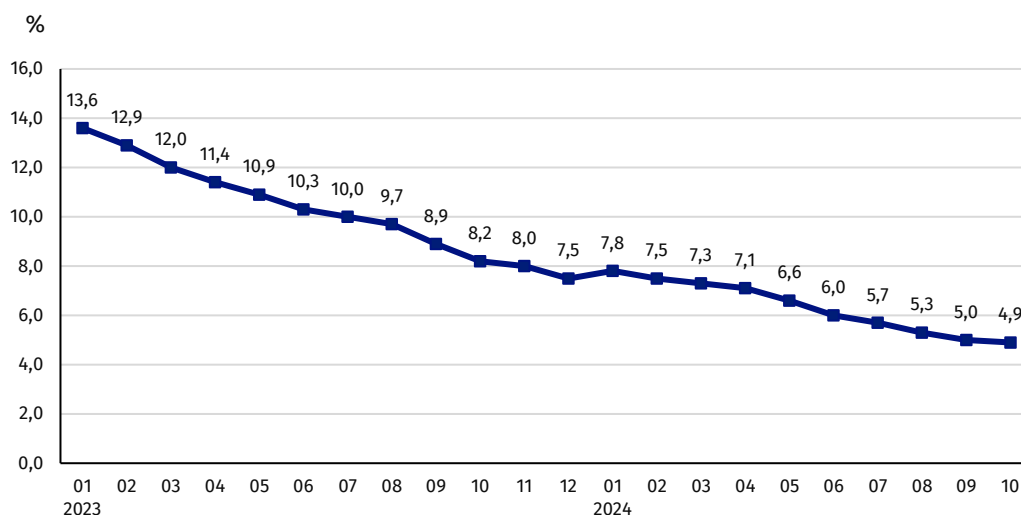
SPECIFICATION	09 2024		10 2024			01-10 2024
	08 2024=100	corresponding period 2023=100		09 2024=100	12 2023=100	01-10 2023=100
<b>TOTAL</b>	<b>100.3</b>	<b>105.0</b>	<b>104.9</b>	<b>100.4</b>	<b>103.8</b>	<b>106.3</b>
Construction of buildings	100.4*	104.8*	104.7	100.4	103.7	105.7
Civil engineering	100.4	105.4	105.2	100.5	104.2	107.0
Specialised construction activities	100.3*	104.8*	104.7	100.5	104.1	106.0

**Chart 1. Prices changes of construction and assembly production in 2023-2024 in relation to the previous period**



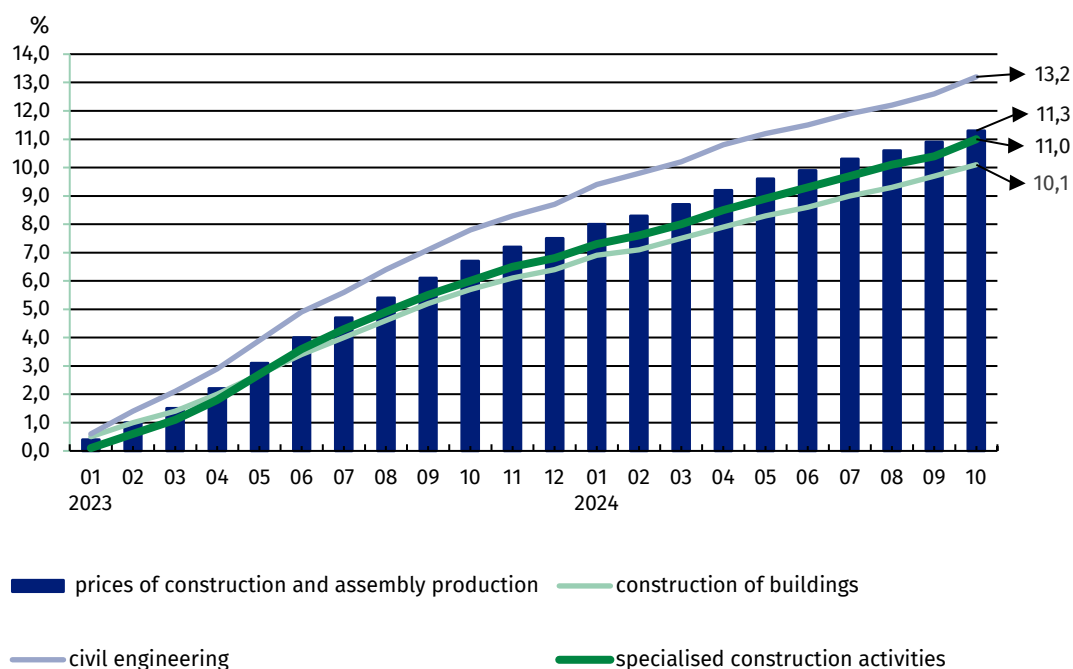
In October 2024 the prices of construction and assembly production increased in relation to previous month by 0.4%

**Chart 2. Prices changes of construction and assembly production in 2023-2024 in relation to the corresponding period of the previous year**



In October 2024, the prices of construction and assembly production were higher by 4.9% annually

**Chart 3. Prices changes of production and assembly construction by divisions NACE  
in 2023–2024 in relation to December 2022**









In relation to December 2022  
the prices of civil  
engineering rose the most

In case of quoting Statistics Poland data. please provide information: “Source of data: Statistics Poland”. and in case of publishing calculations made on data published by Statistics Poland. please include the following disclaimer: “Own study based on figures from Statistics Poland”.

Prepared by:  
**The Trade and Services Department**  
**Director Ewa Adach-Stankiewicz**  
Phone: (+48 22) 608 31 24

Issued by:  
**Press Office**  
Mobile: (+48) 695 255 032  
Phone: (+48 22) 608 38 04, (+48 22) 449 41 45,  
(+48 22) 608 30 09  
**e-mail: [obslugaprasowa@stat.gov.pl](mailto:obslugaprasowa@stat.gov.pl)**

-  [stat.gov.pl/en/](https://stat.gov.pl/en/)
-  [@StatPoland](https://twitter.com/StatPoland)
-  [@GlownyUrzadStatystyczny](https://facebook.com/GlownyUrzadStatystyczny)
-  [gus\\_stat](https://instagram.com/gus_stat)
-  [glownyurządstatystycznygus](https://youtube.com/glownyurządstatystycznygus)
-  [glownyurządstatystyczny](https://linkedin.com/company/glownyurządstatystyczny)

#### **Related information**

[Statistical Bulletin](#)

[News Releases](#)

#### **Data available in databases**

[Analytical Platform - Knowledge Databases](#)

[Macroeconomic Data Bank](#)

[Prices indices \(Topics: Prices. Trade\)](#)

#### **Terms used in official statistics**

[Price index of construction and assembly production](#)