

Price indices of construction and assembly production in August 2024

19.09.2024

 **5.3%**

the growth of producer prices in construction in comparison with August 2023

According to preliminary data, in August 2024 the prices of construction and assembly production in comparison with the corresponding month of the previous year increased by 5.3%, as well as in comparison with July 2024 by 0.3%.

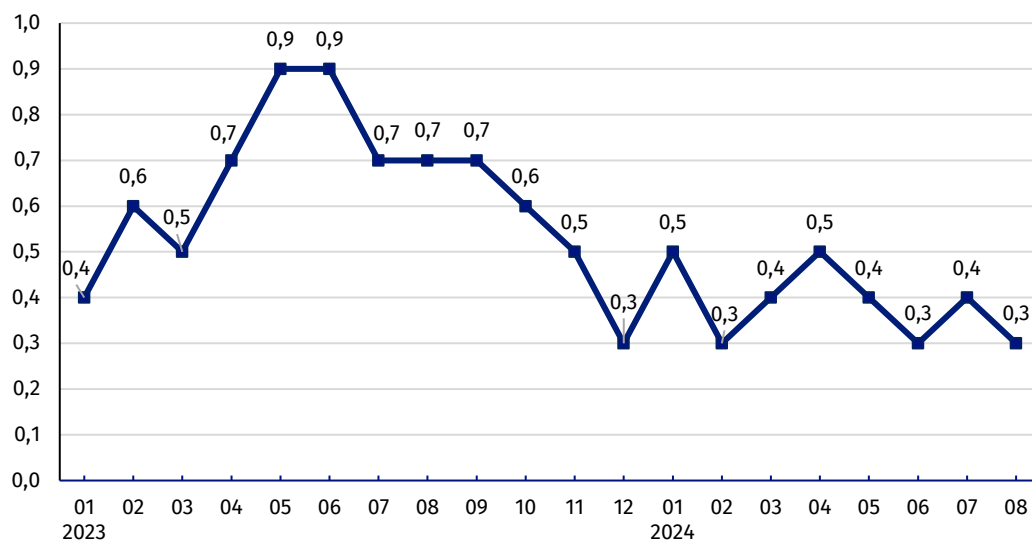
In August 2024 in comparison with July 2024 the growth of prices was recorded in specialised construction activities by 0.4%, and in construction of buildings, and in civil engineering – by 0.3% both.

In comparison with August 2023 the increase of prices was noticed in civil engineering (by 5.7%), and in specialised construction activities, as well as in construction of buildings (by 5.1%).

Table 1. Price indices of construction and assembly production in July and August 2024

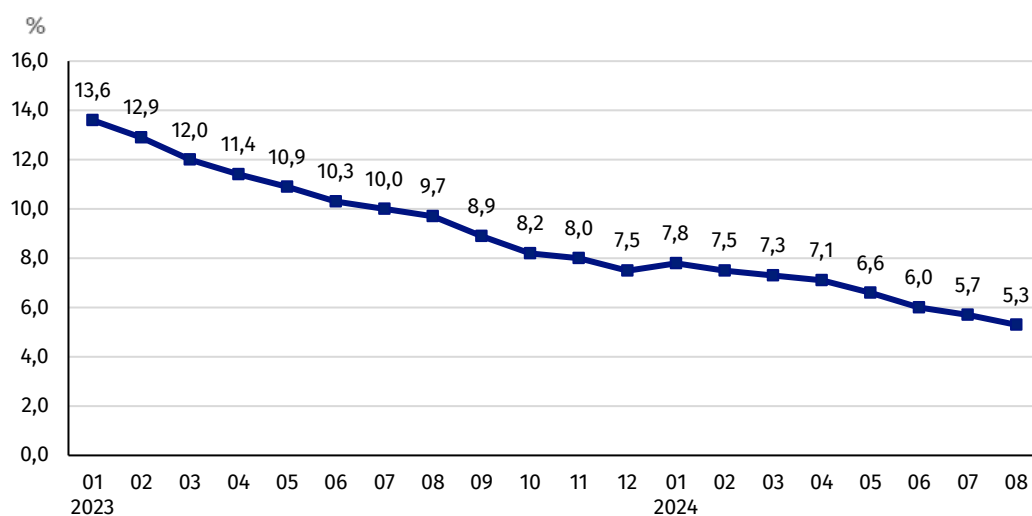
SPECIFICATION	07 2024		08 2024		01-08 2024	
	06 2024=100	corresponding period 2023=100	07 2024=100	12 2023=100	01-08 2023=100	
TOTAL	100.4	105.7*	105.3	100.3	103.1	106.7
Construction of buildings	100.4	105.4	105.1	100.3	102.9	106.0
Civil engineering	100.4	106.2	105.7	100.3	103.3	107.4
Specialised construction activities	100.4*	105.4*	105.1	100.4	103.3	106.3

Chart 1. Prices changes of construction and assembly production in 2023-2024 in relation to the previous period



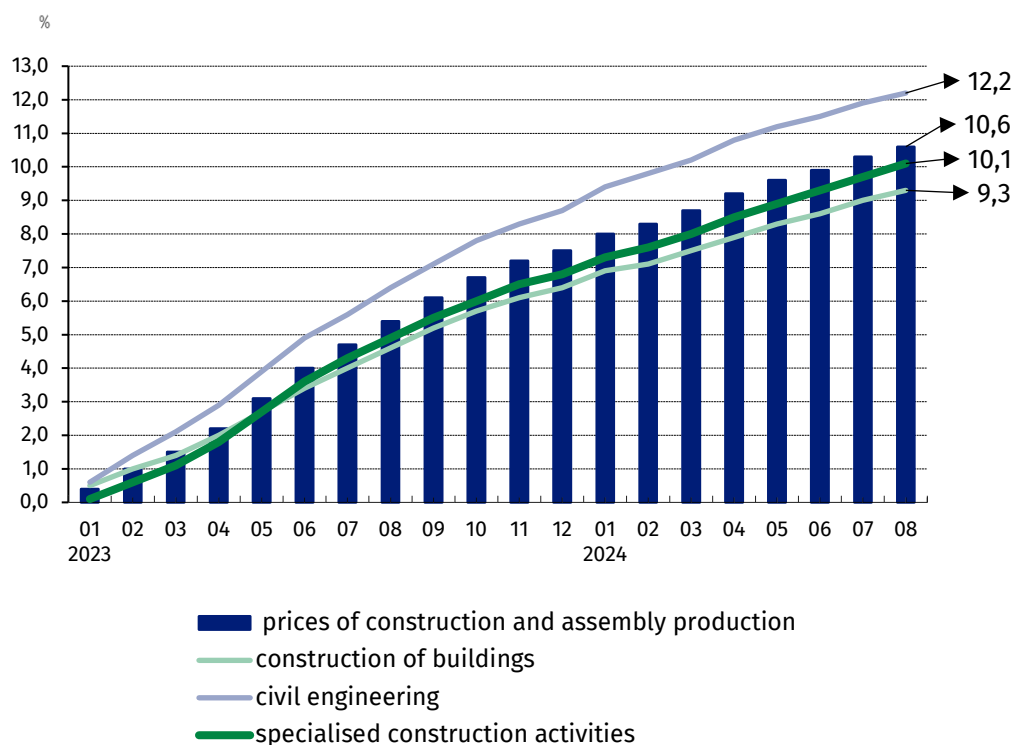
In August 2024 the prices of construction and assembly production increased in relation to previous month by 0.3%

Chart 2. Prices changes of construction and assembly production in 2023-2024 in relation to the corresponding period of the previous year



In August 2024, the prices of construction and assembly production were higher by 5.3% annually

**Chart 3. Prices changes of production and assembly construction by divisions NACE
in 2023–2024 in relation to December 2022**









In relation to December 2022
the prices of civil
engineering rose the most

In case of quoting Statistics Poland data. please provide information: "Source of data: Statistics Poland". and in case of publishing calculations made on data published by Statistics Poland. please include the following disclaimer: "Own study based on figures from Statistics Poland".

Prepared by:
The Trade and Services Department
Director Ewa Adach-Stankiewicz
Phone: (+48 22) 608 31 24

Issued by:
Press Office
Mobile: (+48) 695 255 032
Phone: (+48 22) 608 38 04, (+48 22) 449 41 45,
(+48 22) 608 30 09
e-mail: obslugaprasowa@stat.gov.pl

-  stat.gov.pl/en/
-  [@StatPoland](https://twitter.com/StatPoland)
-  [@GlownyUrzadStatystyczny](https://facebook.com/GlownyUrzadStatystyczny)
-  [gus_stat](https://instagram.com/gus_stat)
-  [glownyurządstatystycznygus](https://youtube.com/glownyurządstatystycznygus)
-  [glownyurządstatystyczny](https://linkedin.com/company/glownyurządstatystyczny)

Related information

[Statistical Bulletin](#)

[News Releases](#)

Data available in databases

[Analytical Platform - Knowledge Databases](#)

[Macroeconomic Data Bank](#)

[Prices indices \(Topics: Prices. Trade\)](#)

Terms used in official statistics

[Price index of construction and assembly production](#)