

# Price indices of sold production of industry in November 2024

19.12.2024

 **3.7%**

the decrease of producer prices in industry compared to November 2023

According to preliminary data, the prices of sold production of industry in November 2024 increased compared to October 2024 – by 0.3%, and decreased compared to the corresponding month of the previous year – by 3.7%.

**Table 1. Price indices of sold production of industry in October and November 2024**

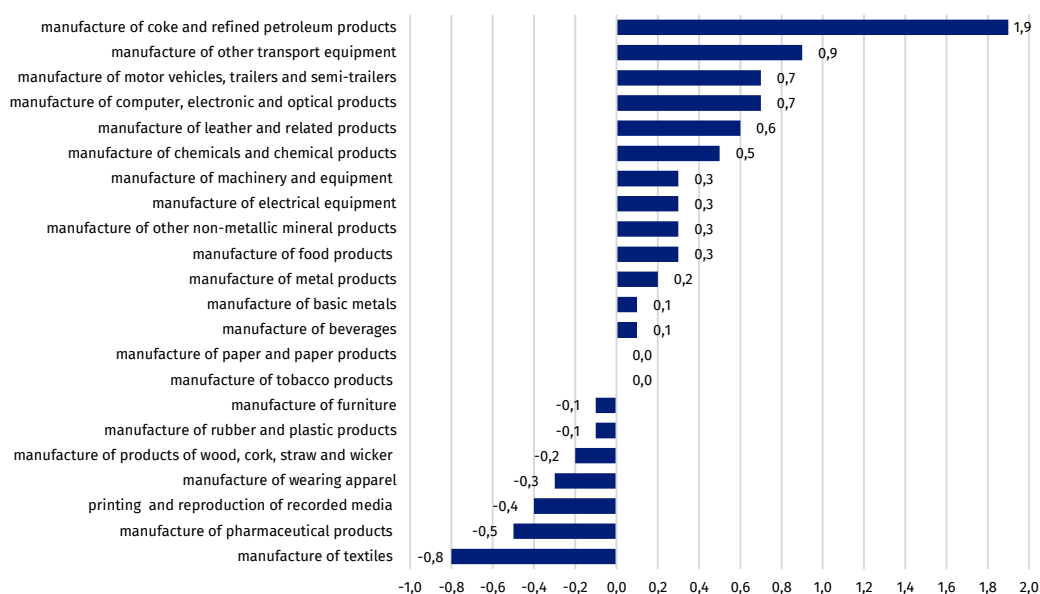
SPECIFICATION	10 2024		11 2024			01-11 2024
	09 2024=100	corresponding period 2023=100		10 2024=100	12 2023=100	01-11 2023=100
<b>TOTAL</b>	100.5*	94.9*	96.3	100.3	97.7	92.9
Mining and quarrying	101.6	93.3	95.5	100.3	96.0	92.0
Manufacturing	100.6*	95.8*	97.3	100.5	98.9	93.7
Electricity, gas, steam and air conditioning supply	98.5*	87.8*	88.6	99.1	89.2	85.7
Water supply; sewerage, waste management and remediation activities	99.9	102.8	103.0	100.1	103.1	102.7

\* Data revised.

## Prices changes of sold production of industry in November 2024 compared to October 2024

According to preliminary data, **the prices of sold production of industry** in November 2024 increased compared to October 2024 – by 0.3%. The prices rose the most **the manufacturing** section by 0.5%. The prices increased in **mining and quarrying** section – by 0.3%, of which in the mining of metal ores – by 0.3%, with a decrease in the mining of hard coal and lignite – by 0.2%. An increase in prices was observed also in **water supply; sewerage, waste management and remediation activities** – by 0.1%.

**Chart 1. Prices changes of sold production of industry by sections in November 2024 compared to the previous month**



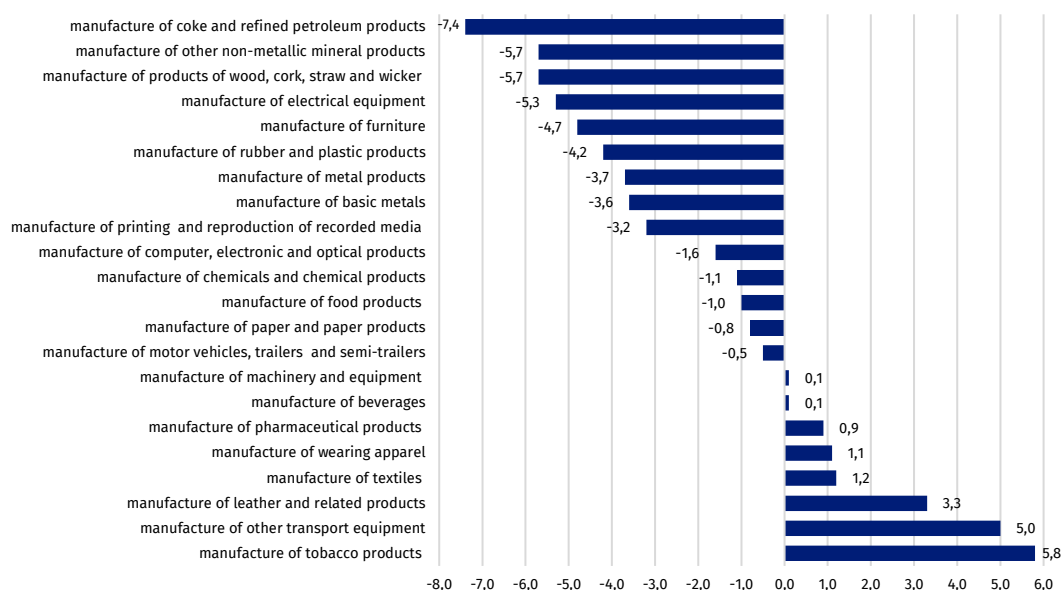
Among divisions of manufacturing in November 2024 in comparison to the previous month the prices increased the most in manufacture of coke and refined petroleum products

However, prices decreased in **the electricity, gas, steam and air conditioning supply** section –by 0.9%.

## Prices changes of sold production of industry in November 2024 compared to November 2023

In November 2024 the prices of sold production of industry compared to the corresponding month of the previous year decreased by 3.7%. The prices dropped the most in **electricity, gas, steam and air conditioning supply** section – by 11.4%. Prices dropped also in **mining and quarrying** section – by 4.5%, of which in mining of coal and lignite – by 23.7%, with an increase in the mining of metal ores – by 17.9%. In the **manufacturing** section prices have decreased by 2.7%.

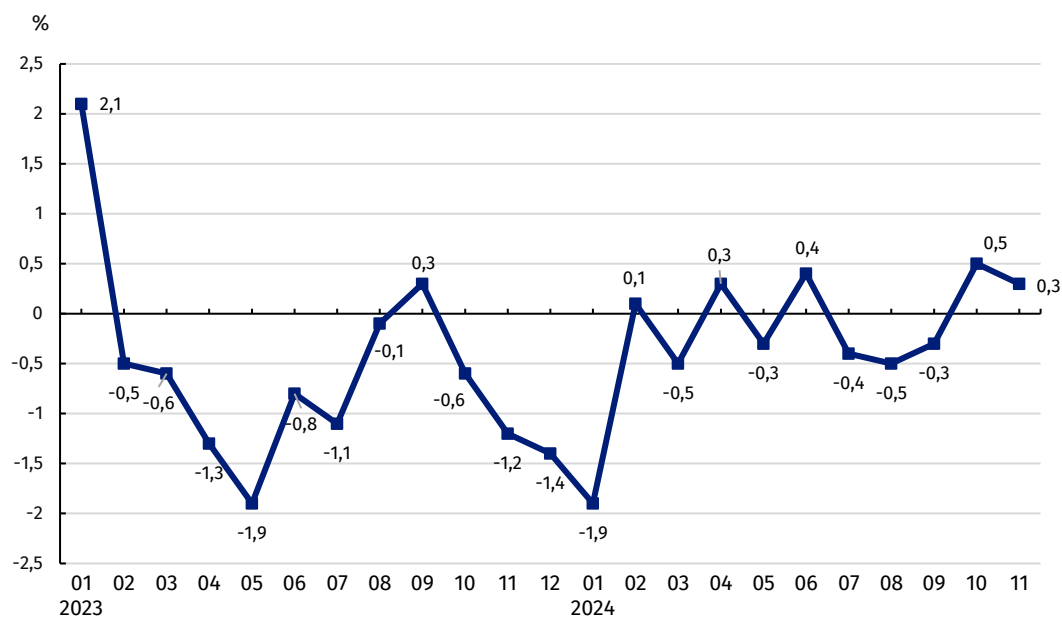
Chart 2. Prices changes of sold production of industry in November 2024 compared to the corresponding month of the previous year



In November 2024 in comparison to the corresponding month of the previous year, the prices decreased the most in manufacture of coke and refined petroleum products

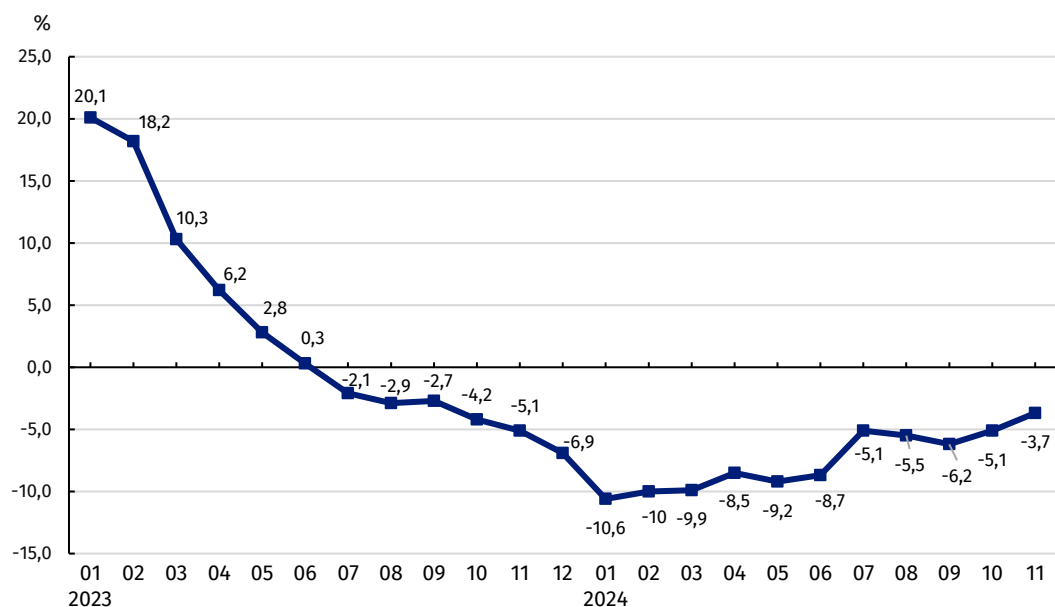
However, prices in **water supply; sewerage, waste management and remediation activities** section increased in annual terms – by 3.0%.

**Chart 3. Prices changes of sold production of industry in 2023-2024 in relation to the previous period**



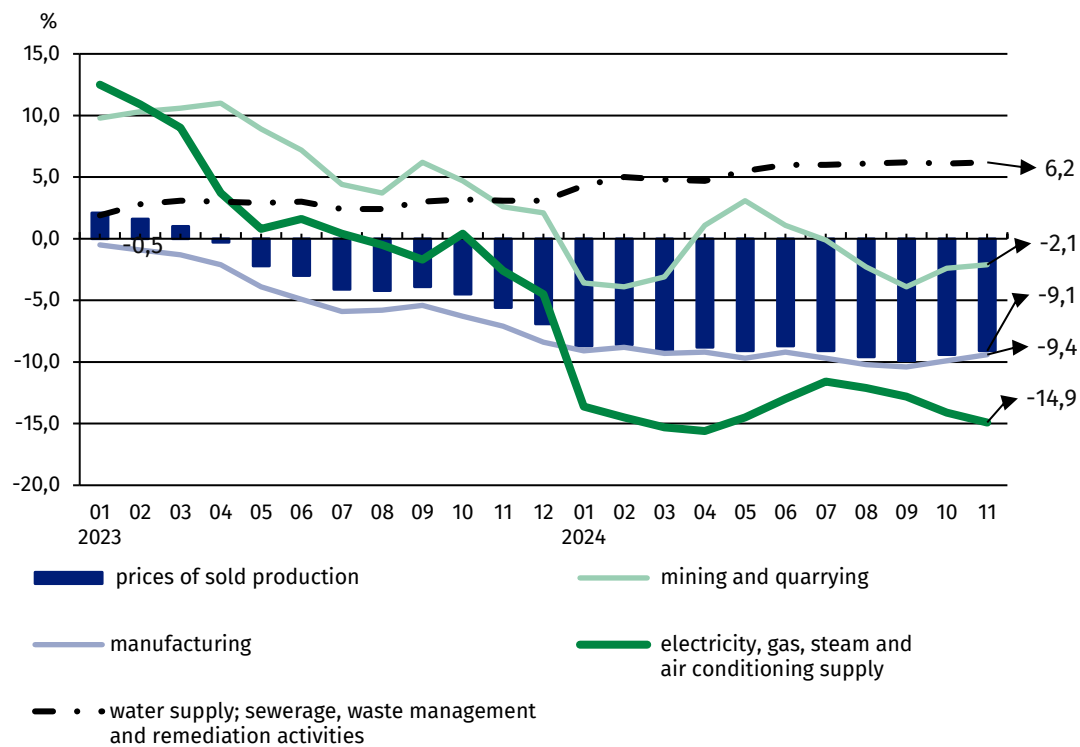
In November 2024 prices of sold production of industry increased by 0.3% compared to the previous month

**Chart 4. Prices changes of sold production of industry in 2023-2024 in relation to the corresponding period of the previous year**



In November 2024 a decline in the dynamics of prices of sold production of industry per year was observed by 3.7%







**Chart 5. Prices changes of sold production of industry by sections NACE in 2023-2024 in relation to December 2022**



In case of quoting Statistics Poland data, please provide information: "Source of data: Statistics Poland", and in case of publishing calculations made on data published by Statistics Poland, please include the following disclaimer: "Own study based on figures from Statistics Poland".

Prepared by:  
**The Trade and Services Department**  
**Director Ewa Adach-Stankiewicz**  
Phone: (+48 22) 608 31 24

Issued by:  
**Press Office**  
Mobile: (+48) 695 255 032  
Phone: (+48 22) 608 38 04, (+48 22) 449 41 45,  
(+48 22) 608 30 09  
**e-mail: [obslugaprasowa@stat.gov.pl](mailto:obslugaprasowa@stat.gov.pl)**

-  [stat.gov.pl/en/](https://stat.gov.pl/en/)
-  [@StatPoland](https://twitter.com/StatPoland)
-  [@GlownyUrzadStatystyczny](https://facebook.com/GlownyUrzadStatystyczny)
-  [gus\\_stat](https://instagram.com/gus_stat)
-  [glownyurządstatystycznygus](https://youtube.com/glownyurządstatystycznygus)
-  [glownyurządstatystyczny](https://linkedin.com/company/glownyurządstatystyczny)

#### **Related information**

[Statistical Bulletin](#)

[News Releases](#)

#### **Data available in databases**

[Analytical Platform - Knowledge Databases](#)

[Macroeconomic Data Bank](#)

[Prices indices \(Topics: Prices, Trade\)](#)

#### **Terms used in official statistics**

[Price index of sold production of industry](#)