

# Price indices of sold production of industry in October 2024

25.11.2024

 **5.2%**

the decrease of producer prices in industry compared to October 2023

According to preliminary data, the prices of sold production of industry in October 2024 increased compared to September 2024 – by 0.4%, and decreased compared to the corresponding month of the previous year – by 5.2%.

**Table 1. Price indices of sold production of industry in September and October 2024**

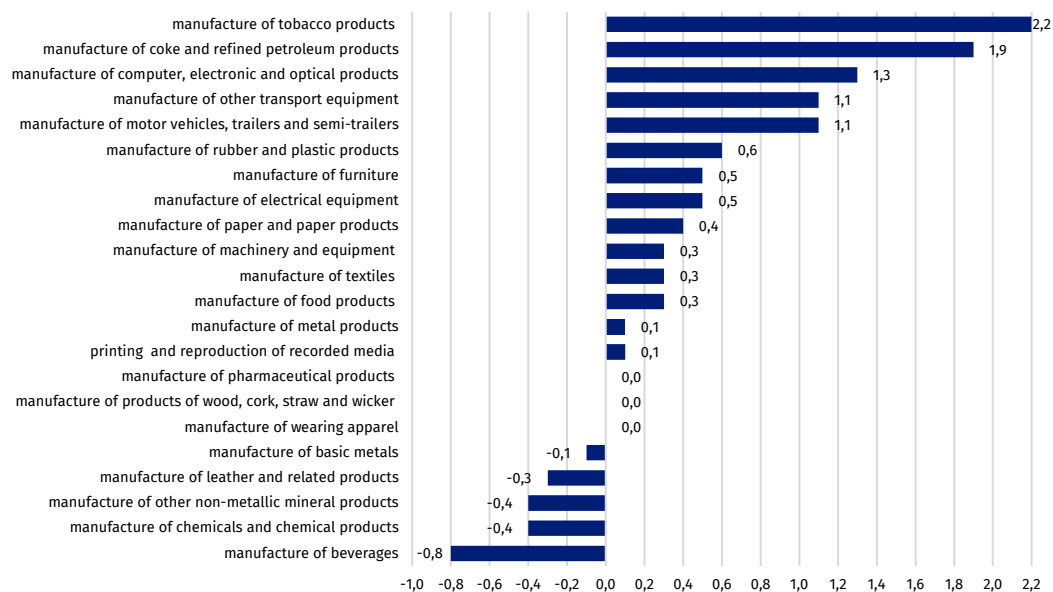
SPECIFICATION	09 2024		10 2024			01-10 2024
	08 2024=100	corresponding period 2023=100		09 2024=100	12 2023=100	01-10 2023=100
<b>TOTAL</b>	99.7*	93.8*	94.8	100.4	97.3	92.6
Mining and quarrying	98.4*	90.6*	93.3	101.6	95.7	91.6
Manufacturing	99.8*	94.6*	95.6	100.5	98.3	93.4
Electricity, gas, steam and air conditioning supply	99.2*	88.2*	87.9	98.6	90.1	85.4
Water supply; sewerage, waste management and remediation activities	100.1*	103.1*	102.8	99.9	103.0	102.6

\* Data revised.

## Prices changes of sold production of industry in October 2024 compared to September 2024

According to preliminary data, **the prices of sold production of industry** in October 2024 increased compared to September 2024 – by 0.4%. The prices rose the most in **mining and quarrying** section – by 1.6%, of which in the mining of metal ores – by 7,2%, with a decrease in the mining of hard coal and lignite – by 3.9%. An increase in prices was observed in **the manufacturing** section by 0.5%.

**Chart 1. Prices changes of sold production of industry by sections in October 2024 compared to the previous month**



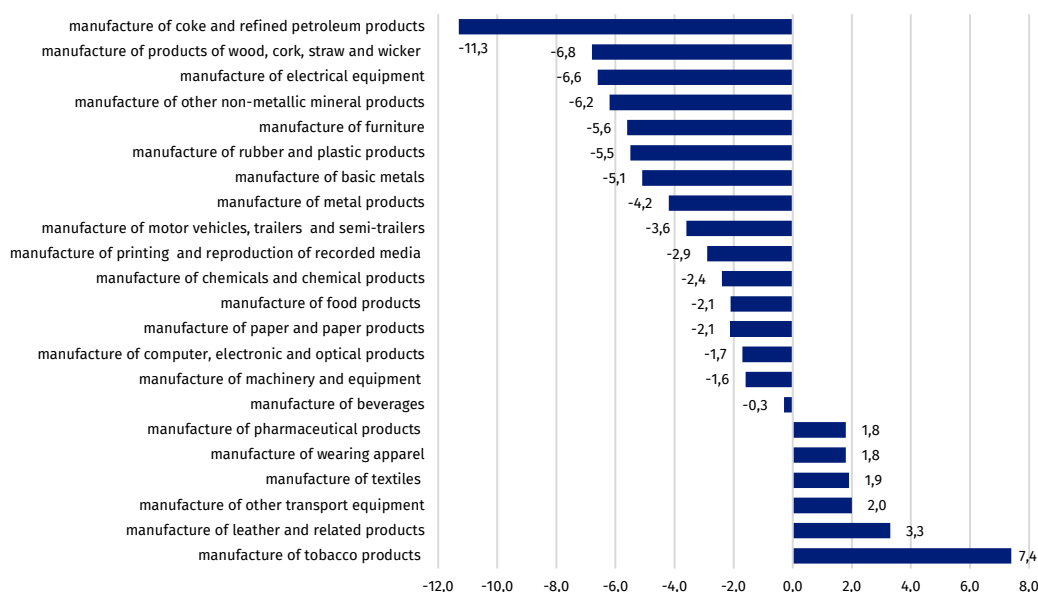
Among divisions of manufacturing in October 2024 in comparison to the previous month the prices increased the most in manufacture of tobacco products

However, prices decreased in **the electricity, gas, steam and air conditioning supply** section –by 1.4%, and in **water supply; sewerage, waste management and remediation activities** – by 0.1%.

## Prices changes of sold production of industry in October 2024 compared to October 2023

In October 2024 **the prices of sold production of industry** compared to the corresponding month of the previous year decreased by 5.2%. The prices dropped the most in **electricity, gas, steam and air conditioning supply** section – by 12%. Prices dropped also in **mining and quarrying** section – by 6.7%, of which in mining of coal and lignite – by 26.2%, with an increase in the mining of metal ores – by 15.6%. In the **manufacturing** section prices have decreased by 4.4%.

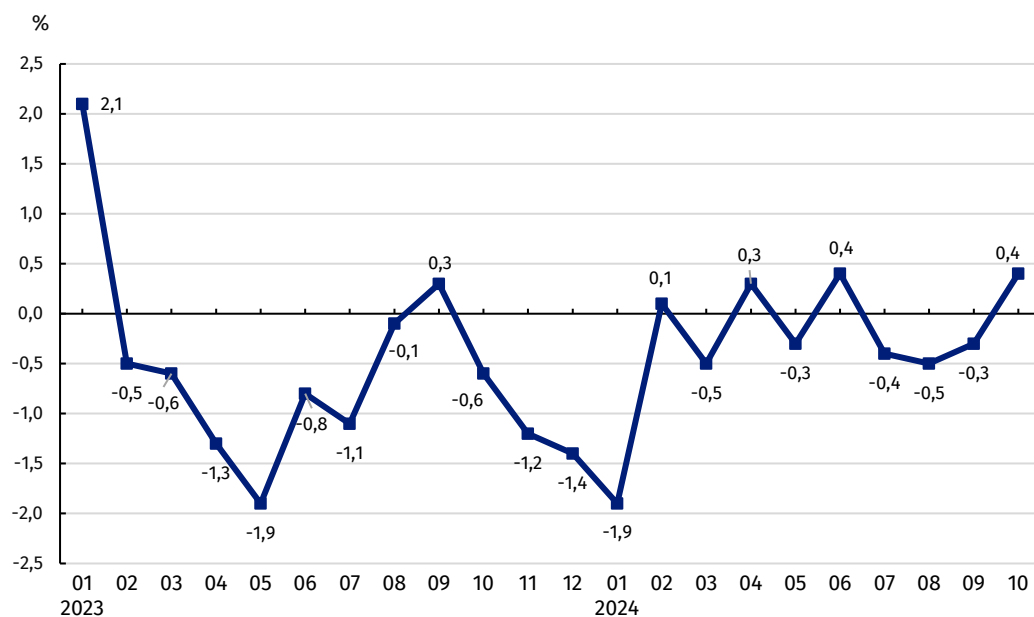
**Chart 2. Prices changes of sold production of industry in October 2024 compared to the corresponding month of the previous year**



In October 2024 in comparison to the corresponding month of the previous year, the prices decreased the most in manufacture of coke and refined petroleum products

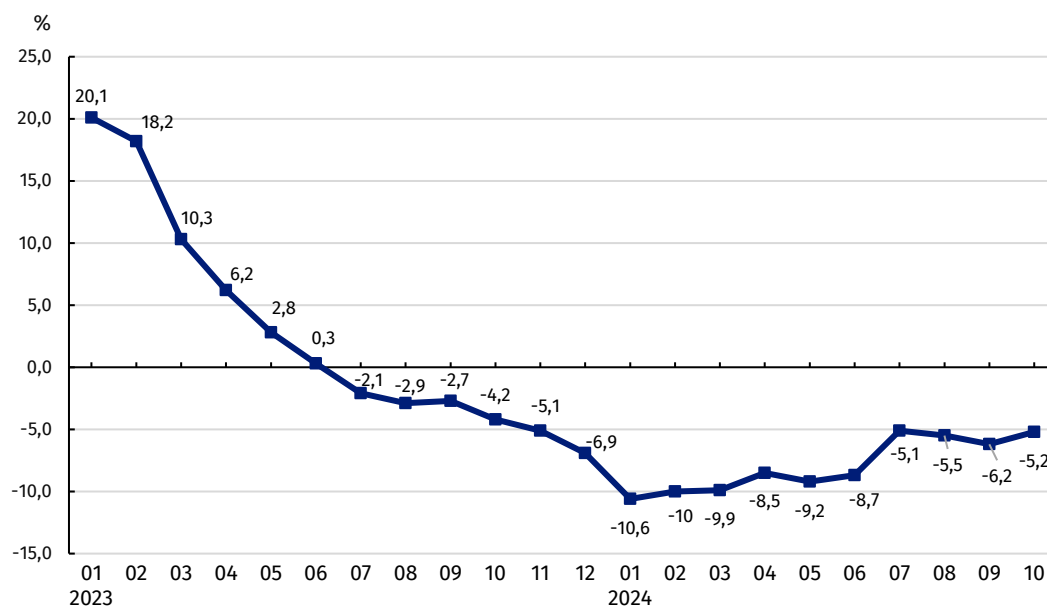
However, prices in **water supply; sewerage, waste management and remediation activities** section increased in annual terms – by 2.8%.

**Chart 3. Prices changes of sold production of industry in 2023-2024 in relation to the previous period**



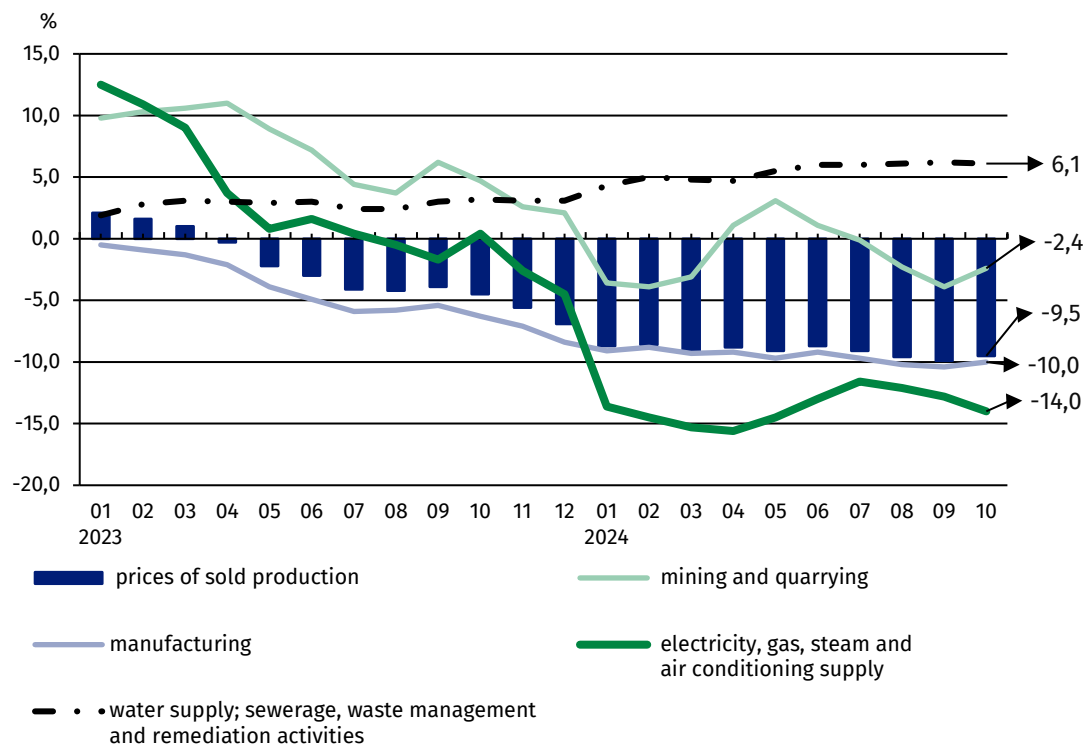
In October 2024 prices of sold production of industry increased by 0.4% compared to the previous month

**Chart 4. Prices changes of sold production of industry in 2023-2024 in relation to the corresponding period of the previous year**



In October 2024 a decline in the dynamics of prices of sold production of industry per year was observed by 5.2%







**Chart 5. Prices changes of sold production of industry by sections NACE in 2023-2024 in relation to December 2022**



In case of quoting Statistics Poland data, please provide information: "Source of data: Statistics Poland", and in case of publishing calculations made on data published by Statistics Poland, please include the following disclaimer: "Own study based on figures from Statistics Poland".

Prepared by:  
**The Trade and Services Department**  
**Director Ewa Adach-Stankiewicz**  
Phone: (+48 22) 608 31 24

Issued by:  
**Press Office**  
Mobile: (+48) 695 255 032  
Phone: (+48 22) 608 38 04, (+48 22) 449 41 45,  
(+48 22) 608 30 09  
**e-mail: [obslugaprasowa@stat.gov.pl](mailto:obslugaprasowa@stat.gov.pl)**

-  [stat.gov.pl/en/](https://stat.gov.pl/en/)
-  [@StatPoland](https://twitter.com/StatPoland)
-  [@GlownyUrzadStatystyczny](https://facebook.com/GlownyUrzadStatystyczny)
-  [gus\\_stat](https://instagram.com/gus_stat)
-  [glownyurządstatystycznygus](https://youtube.com/glownyurządstatystycznygus)
-  [glownyurządstatystyczny](https://linkedin.com/company/glownyurządstatystyczny)

#### **Related information**

[Statistical Bulletin](#)

[News Releases](#)

#### **Data available in databases**

[Analytical Platform - Knowledge Databases](#)

[Macroeconomic Data Bank](#)

[Prices indices \(Topics: Prices. Trade\)](#)

#### **Terms used in official statistics**

[Price index of sold production of industry](#)