

Price indices of sold production of industry in August 2024

19.09.2024

 **5.1%**

the decrease of producer prices in industry compared to August 2023

According to preliminary data, the prices of sold production of industry in August 2024 decreased compared to July 2024 - by 0.1%, as well as to the corresponding month of the previous year – by 5.1%.

Table 1. Price indices of sold production of industry in and July and August 2024

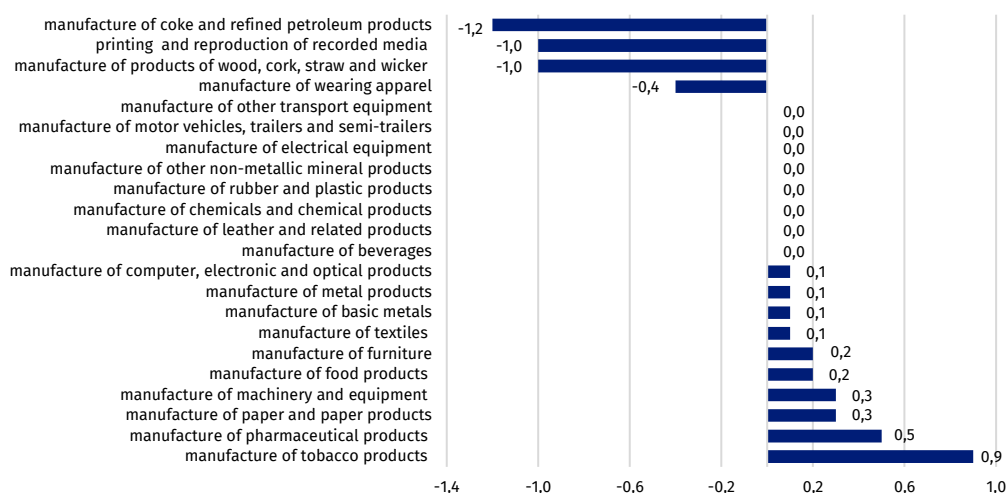
SPECIFICATION	07 2024		08 2024			01-08 2024
	06 2024=100	corresponding period 2023=100		07 2024=100	12 2023=100	01-08 2023=100
TOTAL	99.6*	94.9*	94.9	99.9	97.6	92.2
Mining and quarrying	98.8*	95.8*	94.9	98.4	96.3	91.6
Manufacturing	99.5*	95.7*	95.6	99.9	98.4	93.0
Electricity, gas, steam and air conditioning supply	101.6*	88.2*	89.2	100.4	93.1	84.9
Water supply; sewerage, waste management and remediation activities	100.0*	103.5*	103.5	100.0	102.9	102.5

* Data revised.

Prices changes of sold production of industry in August 2024 compared to July 2024

According to preliminary data, **the prices of sold production of industry** in August 2024 decreased compared to July 2024 - by 0.1%. A decline in prices was recorded in **mining and quarrying** section – by 1.6%, of which in the mining of metal ores – by 4.2%, and in the mining of hard coal and lignite they remained at a level similar to that recorded in the previous month. In **the manufacturing** section the prices dropped by 0.1%.

Chart 1. Prices changes of sold production of industry by sections in August 2024 compared to the previous month



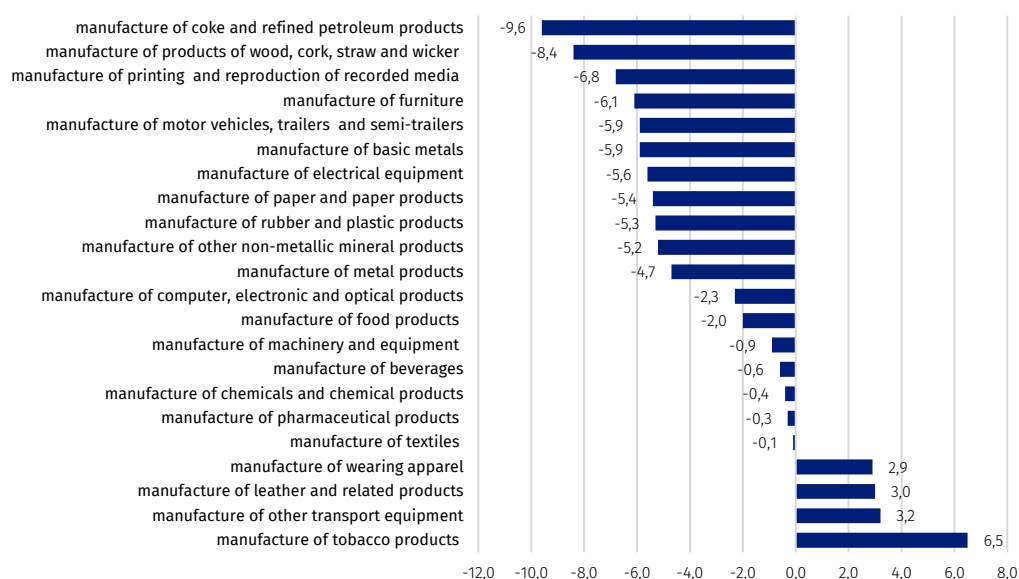
Among divisions of manufacturing in August 2024 in comparison to the previous month the prices decreased the most in manufacture of coke and refined petroleum products

An increase in prices was recorded in **the electricity, gas, steam and air conditioning supply** section –by 0.4%, and in **water supply; sewerage, waste management and remediation activities** the prices remained at a level similar to that recorded in the previous month

Prices changes of sold production of industry in August 2024 compared to August 2023

In August 2024 **the prices of sold production of industry** compared to the corresponding month of the previous year decreased by 5.1%. The prices dropped the most in **electricity, gas, steam and air conditioning supply** section – by 10.8%. In **mining and quarrying** section prices have also decreased – by 5.1%, of which in mining of coal and lignite – by 17.3%, with an increase in the mining of metal ores – by 7.7%. Prices dropped in the **manufacturing** section by 4.4%.

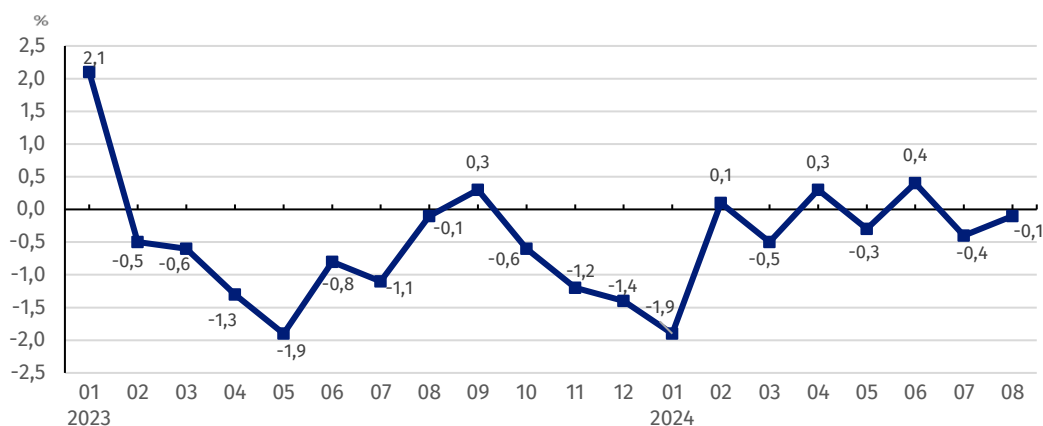
Chart 2. Prices changes of sold production of industry in August 2024 compared to the corresponding month of the previous year



In August 2024 in comparison to the corresponding month of the previous year, the prices decreased the most in manufacture of coke and refined petroleum products

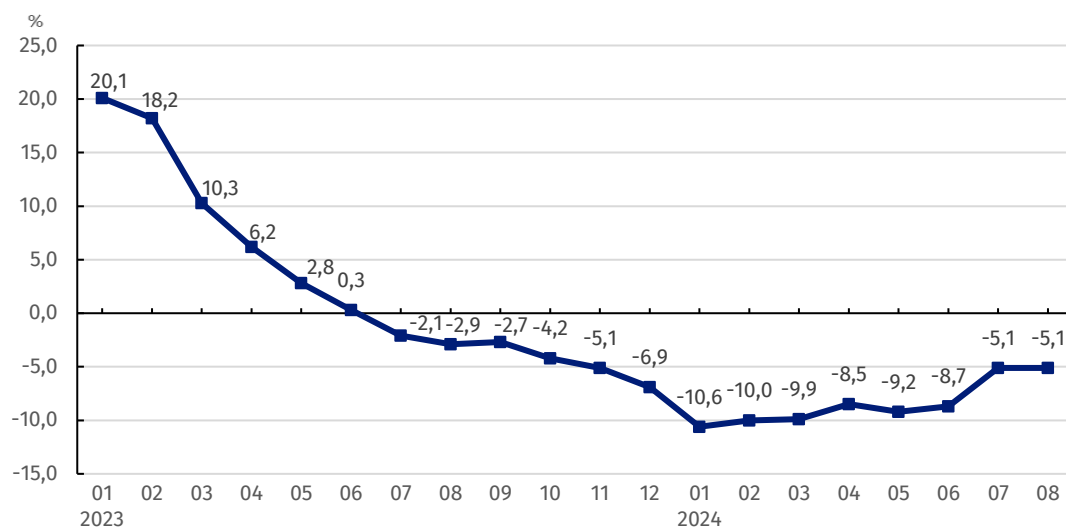
However, prices in **water supply; sewerage, waste management and remediation activities** section increased in annual terms – by 3.5%.

Chart 3. Prices changes of sold production of industry in 2023-2024 in relation to the previous period



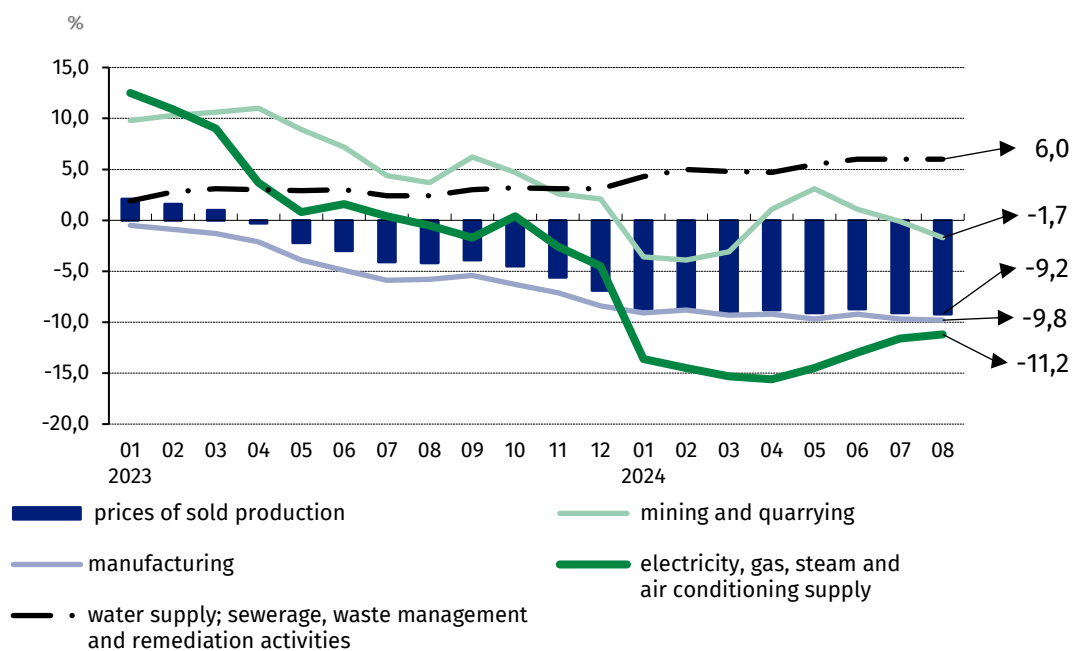
In August 2024 prices of sold production of industry decreased by 0.1% compared to the previous month.

Chart 4. Prices changes of sold production of industry in 2023-2024 in relation to the corresponding period of the previous year



In August 2024 a decline in the dynamics of prices of sold production of industry per year was observed by 5.1%







Chart 5. Prices changes of sold production of industry by sections NACE in 2023-2024 in relation to December 2022



In case of quoting Statistics Poland data, please provide information: "Source of data: Statistics Poland", and in case of publishing calculations made on data published by Statistics Poland, please include the following disclaimer: "Own study based on figures from Statistics Poland".

Prepared by:
The Trade and Services Department
Director Ewa Adach-Stankiewicz
Phone: (+48 22) 608 31 24

Issued by:
Press Office
Mobile: (+48) 695 255 032
Phone: (+48 22) 608 38 04, (+48 22) 449 41 45,
(+48 22) 608 30 09
e-mail: obslugaprasowa@stat.gov.pl

-  stat.gov.pl/en/
-  [@StatPoland](https://twitter.com/StatPoland)
-  [@GlownyUrzadStatystyczny](https://facebook.com/GlownyUrzadStatystyczny)
-  [gus_stat](https://instagram.com/gus_stat)
-  [glownyurządstatystycznygus](https://youtube.com/glownyurządstatystycznygus)
-  [glownyurządstatystyczny](https://linkedin.com/company/glownyurządstatystyczny)

Related information

[Statistical Bulletin](#)

[News Releases](#)

Data available in databases

[Analytical Platform - Knowledge Databases](#)

[Macroeconomic Data Bank](#)

[Prices indices \(Topics: Prices, Trade\)](#)

Terms used in official statistics

[Price index of sold production of industry](#)