

Price indices of sold production of industry in June 2024

18.07.2024

 **6.1%**

the decrease of producer prices
in industry compared to June
2023

According to preliminary data, the prices of sold production of industry in June 2024 increased compared to May 2024 by – 0.1%, and dropped compared to the corresponding month of the previous year – by 6.1%.

Table 1. Price indices of sold production of industry in May and June 2024

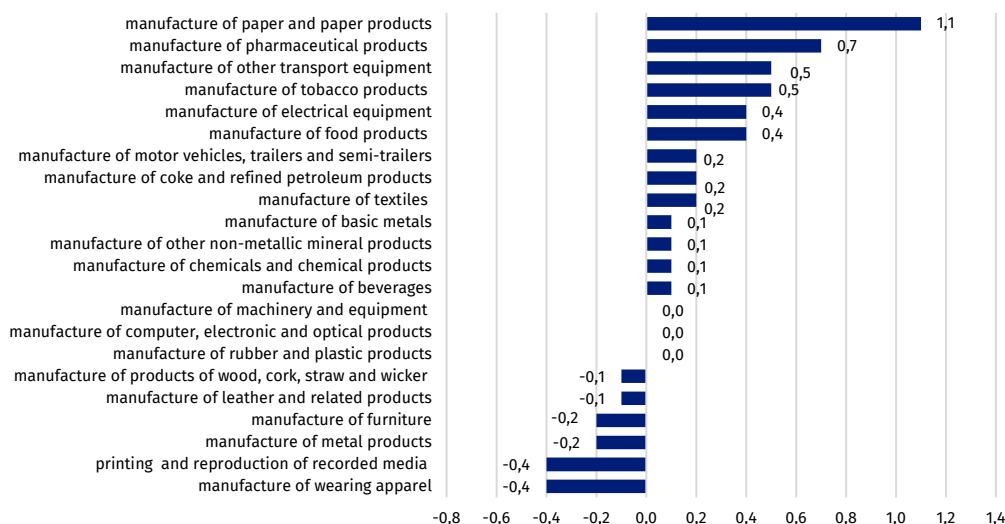
SPECIFICATION	05 2024		06 2024		01-06 2024	
	04 2024=100	corresponding period 2023=100		05 2024=100	12 2023=100	01-06 2023=100
TOTAL	99.7	93.0	93.9	100.1	97.8	91.3
Mining and quarrying	102.0*	94.8*	94.5	98.2	99.2	90.5
Manufacturing	99.4*	93.7*	94.8	100.2	98.7	92.1
Electricity, gas, steam and air conditioning supply	101.3*	85.3*	84.7	99.8	89.5	83.4
Water supply; sewerage, waste management and remediation activities	100.8*	102.5*	102.5	100.1	102.5	102.1

* Data revised.

Prices changes of sold production of industry in June 2024 compared to May 2024

According to preliminary data, **the prices of sold production of industry** in June 2024 were 0.1% higher than in May 2024. Price increases were recorded in **water supply; sewerage, waste management and remediation activities** – by 0.1%. The prices in the **manufacturing** section were also increased by 0.2%.

Chart 1. Prices changes of sold production of industry by sections in June 2024 compared to the previous month



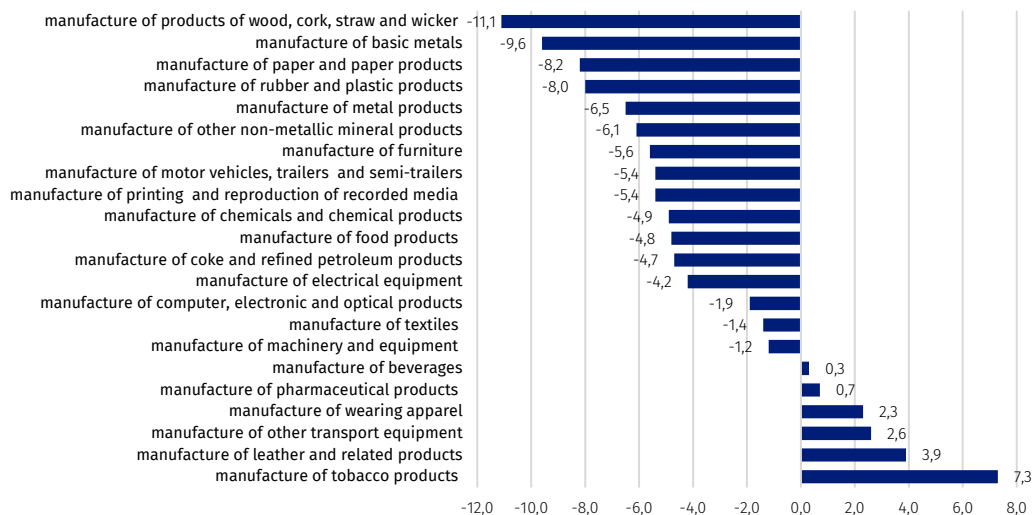
Among divisions of manufacturing in June 2024 in comparison to the previous month the prices increased the most in manufacture of paper and paper products

However, a decline in prices was recorded in **mining and quarrying** section – by 1.8%, of which in the mining of metal ores – by 2.1%, and in the mining of coal and lignite – by 2.5%, as well as in the **electricity, gas, steam and air conditioning supply** section – by 0.2%.

Prices changes of sold production of industry in June 2024 compared to June 2023

In June 2024 **the prices of sold production of industry** compared to the corresponding month of the previous year decreased – by 6.1%. The prices dropped the most in in **electricity, gas, steam and air conditioning supply** section – by 15.3%. In **mining and quarrying** section prices have also decreased – by 5.5%, of which in mining of coal and lignite – by 21.7%, with an increase in the mining of metal ores – by 14.5%. Prices dropped in the **manufacturing** section – by 5.2%.

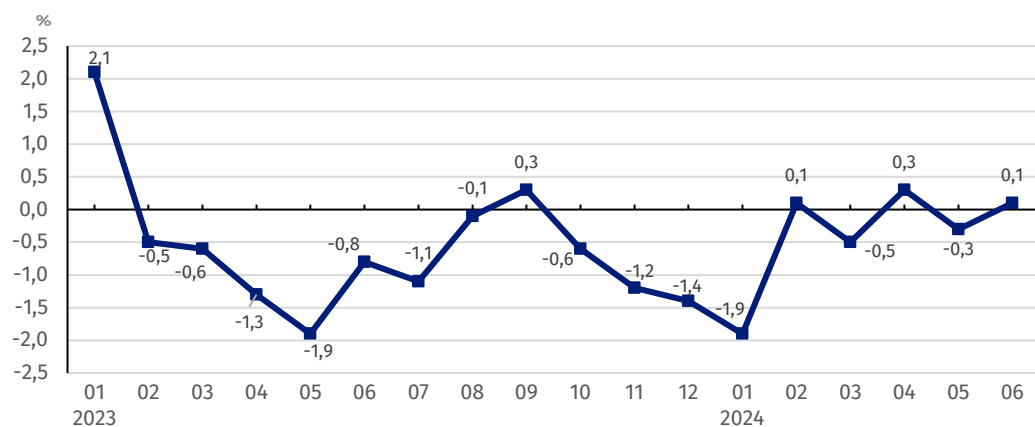
Chart 2. Prices changes of sold production of industry in June 2024 compared to the corresponding month of the previous year



In June 2024 in comparison to the corresponding month of the previous year, the prices decreased the most in manufacture of products of wood, cork, straw and wicker

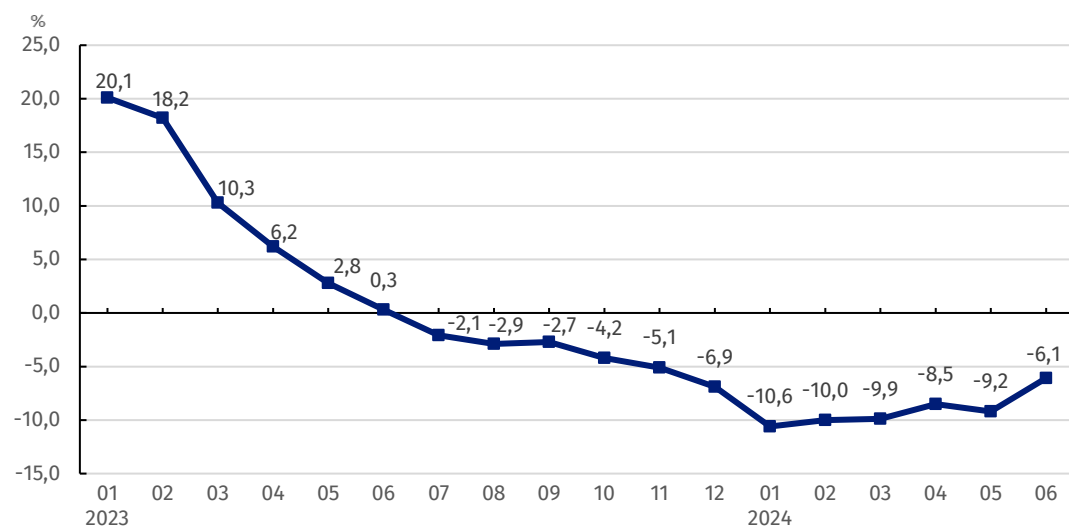
However, prices in **water supply; sewerage, waste management and remediation activities** section increased in annual terms – by 2.5%.

Chart 3. Prices changes of sold production of industry in 2023-2024 in relation to the previous period



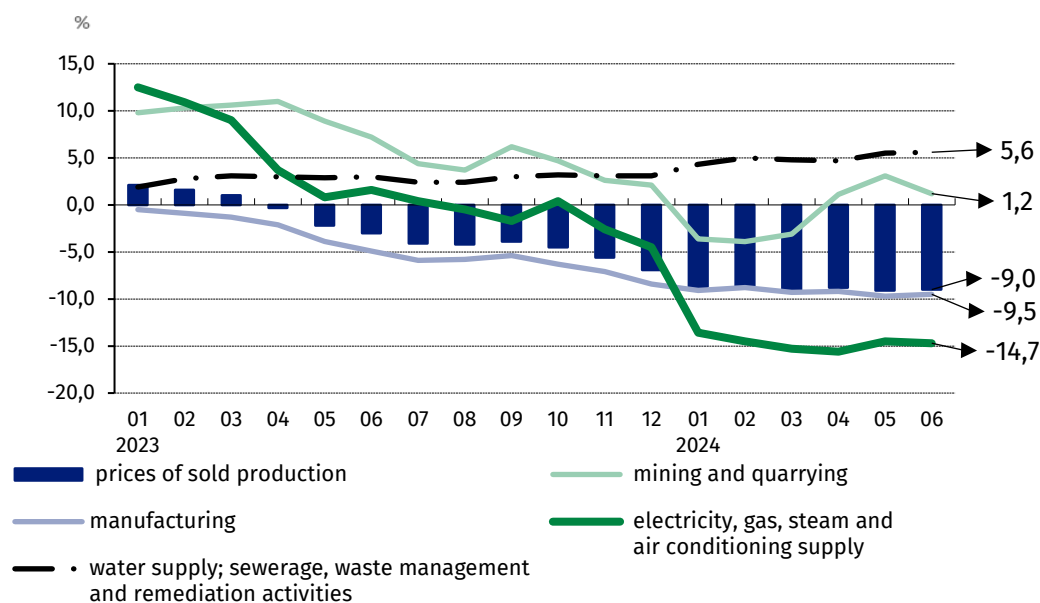
In June 2024, compared to the previous month, there was a slight increase in prices of industrial production sold by 0.1%

Chart 4. Prices changes of sold production of industry in 2023-2024 in relation to the corresponding period of the previous year



In June 2024, a decline in the dynamics of prices of sold production in industry per year was observed by 6.1%







Chart 5. Prices changes of sold production of industry by sections NACE in 2023-2024 in relation to December 2022



In case of quoting Statistics Poland data, please provide information: "Source of data: Statistics Poland", and in case of publishing calculations made on data published by Statistics Poland, please include the following disclaimer: "Own study based on figures from Statistics Poland".

Prepared by:
The Trade and Services Department
Director Ewa Adach-Stankiewicz
Phone: (+48 22) 608 31 24

Issued by:
Press Office
Mobile: (+48) 695 255 032
Phone: (+48 22) 608 38 04, (+48 22) 449 41 45,
(+48 22) 608 30 09
e-mail: obslugaprasowa@stat.gov.pl

-  stat.gov.pl/en/
-  [@StatPoland](https://twitter.com/StatPoland)
-  [@GlownyUrzadStatystyczny](https://facebook.com/GlownyUrzadStatystyczny)
-  [gus_stat](https://instagram.com/gus_stat)
-  [glownyurządstatystycznygus](https://youtube.com/glownyurządstatystycznygus)
-  [glownyurządstatystyczny](https://linkedin.com/company/glownyurządstatystyczny)

Related information

[Statistical Bulletin](#)

[News Releases](#)

Data available in databases

[Analytical Platform - Knowledge Databases](#)

[Macroeconomic Data Bank](#)

[Prices indices \(Topics: Prices. Trade\)](#)

Terms used in official statistics

[Price index of sold production of industry](#)