

Employed persons, wages and salaries in the national economy in 2020 – preliminary data

17.06.2021

↓ 1.8%
 Decrease in the number of employed persons in the national economy in 2020 (as at 31 December) as compared with the previous year

According to preliminary data, at the end of 2020, the number of employed persons in the national economy was 15.8 million persons. It was 1.8% lower than at the end of 2019.

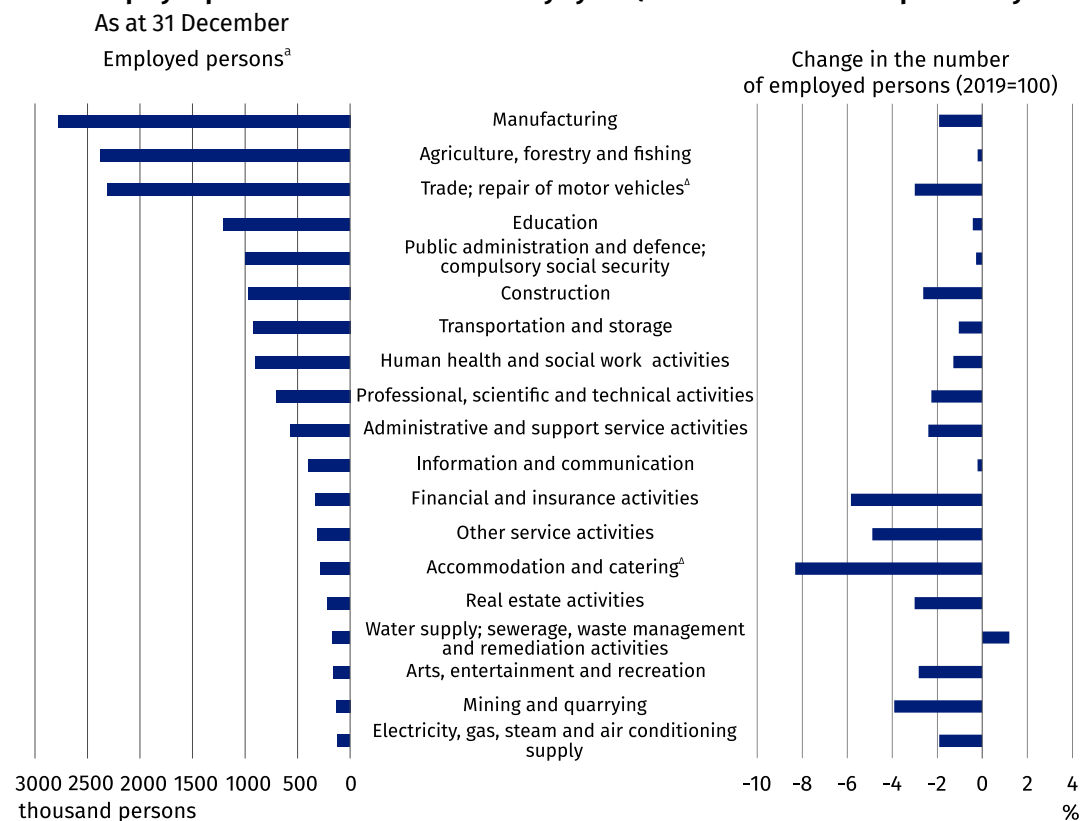
Employed persons in the national economy

In 2020, the number of employed persons in the national economy decreased in most sections when compared to 31 December 2019. This is the opposite situation to that observed in 2019 – then the number of employed persons increased in relation to 2018 in the majority of sections – an increase of 1% in the number of employed persons in the entire national economy was recorded. According to preliminary data, the sections with the greatest decrease in the number of employed persons were Accommodation and catering^a (8.3%) and Financial and insurance activities (5.8%). When compared to the last day of 2019, the number of employed persons increased in one section – Water supply; sewerage, waste management and remediation activities – it was an increase of 1.2%.

On the last day of 2020, the Manufacturing section continued to have the largest number of employed persons. Employed persons in this section constituted 17.6% of the total number of employed persons in the national economy.

On the last day of 2020, the largest decrease in the number of employed persons compared to the last day of 2019 was recorded in the Accommodation and catering^a section

Chart 1. Employed persons in the national economy by PKD/ NACE section in 2020 – preliminary data



^a Sorted by the number of employed persons.

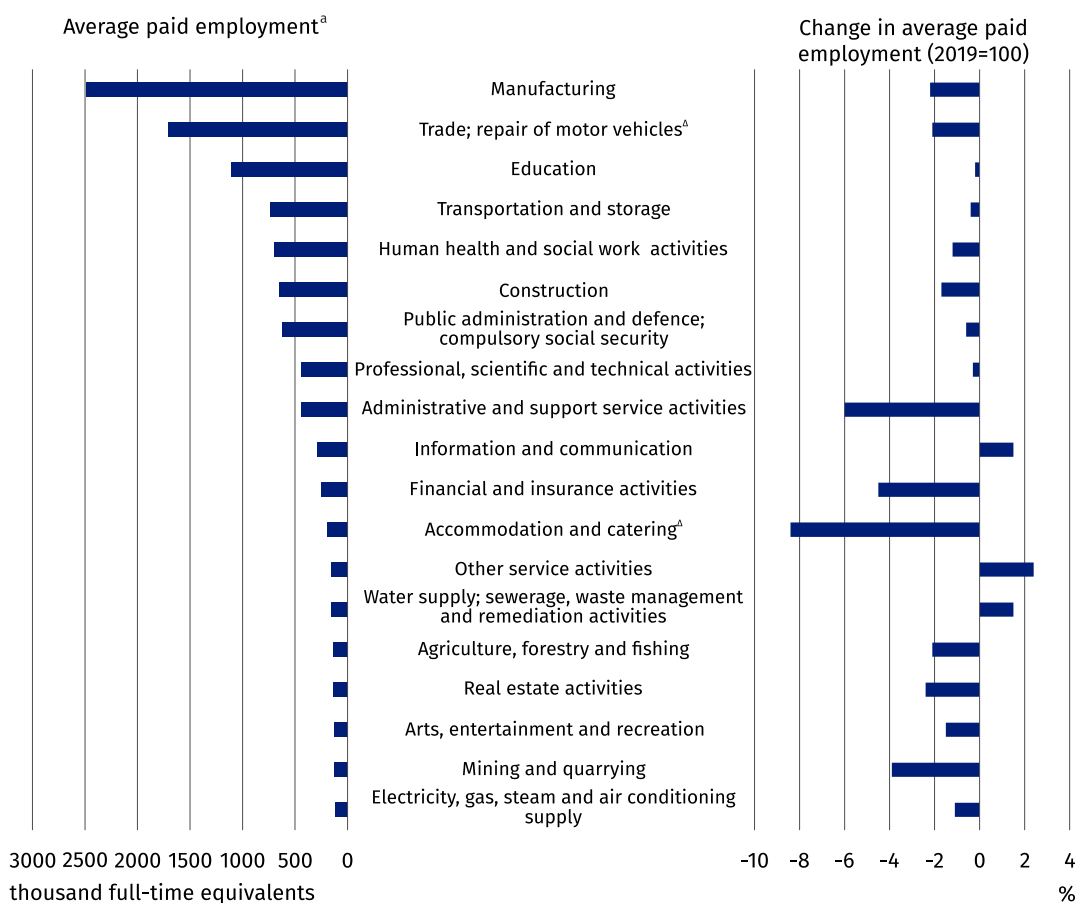
Average paid employment

In 2020, the average paid employment in Poland was 10.6 million full-time equivalent employees. It was 1.7% lower compared with the previous year. This is the opposite situation to that observed in 2019 – then a nearly 2% increase in the average paid employment in comparison with 2018 was recorded. In the analysed period, according to preliminary data, the average paid employment decreased in most sections – the highest decrease in the average paid employment – by 8.4% was recorded in the Accommodation and catering^Δ section, then in the Financial and insurance activities section (4.5%).

The average paid employment increased in three sections when compared with 2019, with the largest increase in the Other service activities section (2.4%). Increases in the other two sections were 1.5%.

Average paid employment contains full-time employees and part-time employees in full-time equivalents

Chart 2. Average paid employment in the national economy by PKD/ NACE section in 2020 – preliminary data

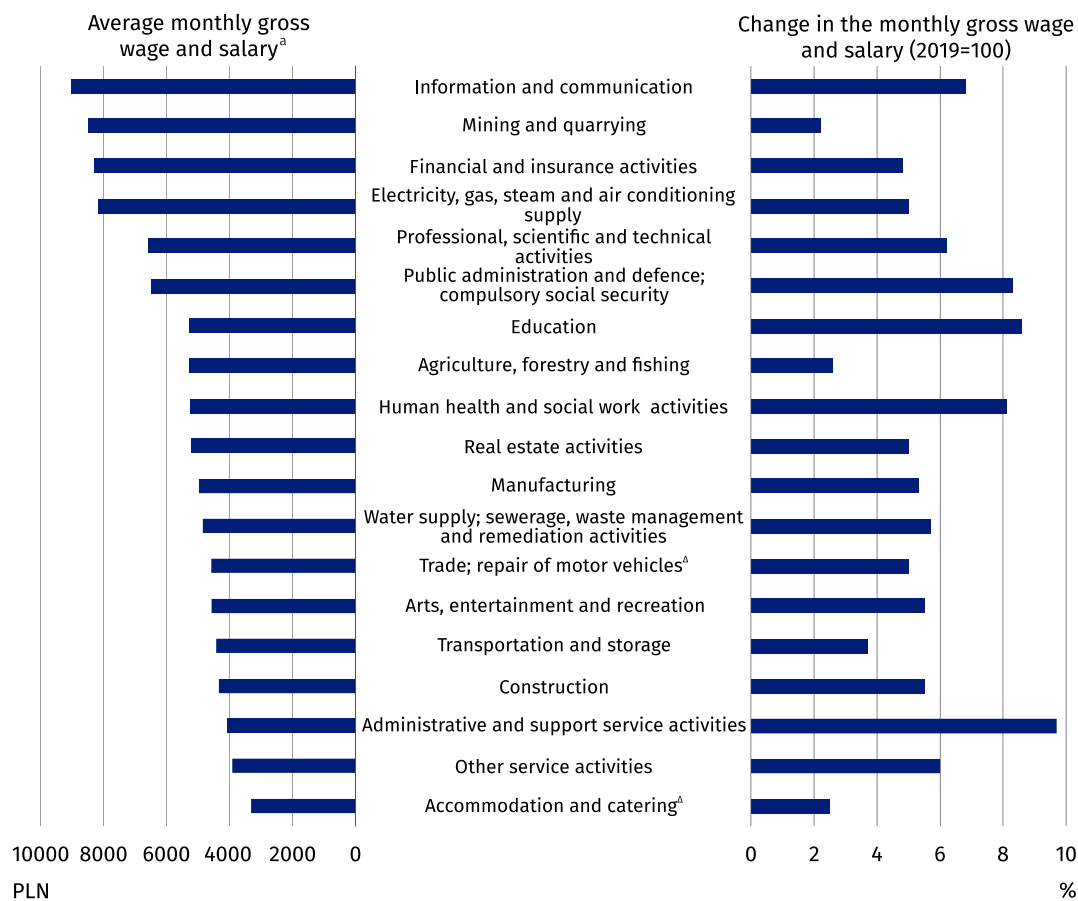


a Sorted by the number of full-time equivalents.

Average monthly gross wage and salary in the national economy

According to preliminary data, the average monthly gross wage and salary in the national economy in Poland, was PLN 5 167.47. It increased by 5.0% compared with 2019. This is a lower increase than that recorded in 2019 – then, compared to 2018, the average monthly gross wage and salary increased by 7.2%. The average monthly gross wage and salary remained diverse when broken down by PKD/ NACE section. In 2020, they ranged from PLN 3 310.93 in the Accommodation and catering^Δ section to PLN 9 014.97 in the Information and communication section. They were respectively 35.9% lower and 74.5% higher than the average monthly gross wage and salary in Poland.

Chart 3. Average monthly gross wage and salary in the national economy by PKD/ NACE section in 2020 – preliminary data



a Sorted by the amount of wage and salary.

In all PKD/NACE sections, when compared to 2019, there were increases in the average monthly gross wage and salary. These increases ranged from 2.2% in the Mining and quarrying section to 9.7% in the Administrative and support service activities section.

Minimum gross wage and salary

In 2020, the minimum gross wage and salary increased by PLN 350.00 compared with 2019 and amounted to PLN 2 600.00. After the increase, it constituted 50.3% of the average monthly gross wage and salary recorded in the national economy in 2020. In December 2020, 484.7 thousand employees¹ received remuneration that was equal to or lower than the minimum gross wage and salary set in Poland. They were 14.4% higher than a year ago.

In 2020, the average monthly gross wage and salary in the national economy increased by 5.0% compared with 2019

Symbol (Δ) means that abbreviated names of NACE, Rev. 2 sections were used; their full names are available on the Eurostat website at: <https://ec.europa.eu/eurostat/data/classifications>.

In the case of quoting Statistics Poland data, please provide information: "Source of data: Statistics Poland", and in the case of publishing calculations made on data published by Statistics Poland, please provide information: "Own elaboration based on Statistics Poland data."

¹ In units with more than 9 employed persons and in budgetary sphere units regardless of the number of employed persons.

Prepared by:

The Statistical Office in Bydgoszcz
Director Wiesława Gierańczyk, Ph.D.
Office: tel. (+48 52) 366 93 90

Issued by:

The Spokesperson for the President
of Statistics Poland
Karolina Banaszek
Mobile: (+48) 695 255 011

Press Office

Tel: +48 22 608 34 91, +48 22 608 38 04

e-mail: obslugaprasowa@stat.gov.pl



<https://stat.gov.pl/en/>



@GUS_STAT



@GlownyUrządStatystyczny

Related information

[Employment in national economy in 2019](#)

[Yearbook of Labour Statistics 2019](#)

[Other publications related to the labour market](#)

Data available in databases

[Local Data Bank -> Labour market](#)

[Strateg -> Themes -> Labour market](#)

[Knowledge databases >> Labour market](#)

Terms used in official statistics

[Average paid employment](#)

[Employment in national economy](#)