

17.06.2020

Employment, wages and salaries in the national economy in 2019 – preliminary data

↑ 1.0%

increase in the number of employed persons in the national economy, in 2019 as compared with the previous year

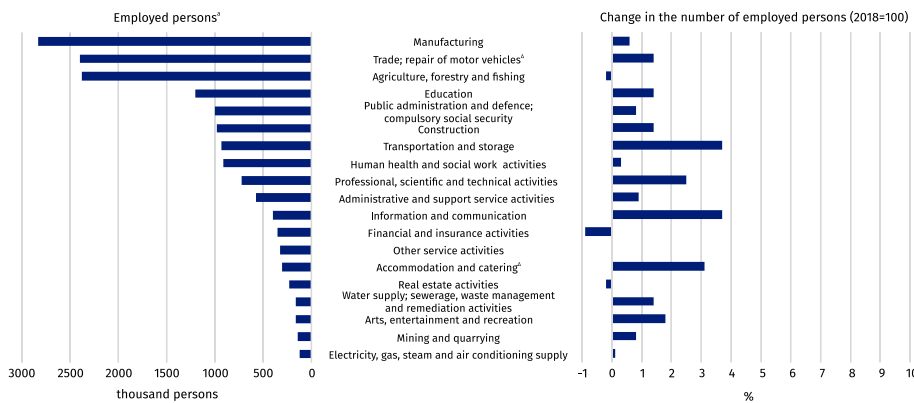
According to preliminary data, at the end of 2019, the number of employed persons in the national economy was 16.1 million persons. Compared to 2018 this means an increase of 1.0%.

In 2019, the number of employed persons increased compared to 2018 in most sections. The sections with the largest increase in the number of employed (by 3.7% each) included Transportation and storage and Information and communication. The number of employed persons in Accommodation and catering^a increased by over 3% to just over 0.3 million working. Relative to the previous year, the number of employed persons decreased in three sections. In the Financial and insurance activities – a decrease of 0.9% and in Real estate activities and Agriculture, forestry and fishing, in which decreases of 0.2% were noted. In 2019 the highest number of employed persons continued to be in Manufacturing section. Those employed in this section constituted 17.6% of the total employed in the national economy.

In 2019 the highest increase in the number of employed persons compared to 2018 was recorded in the Transportation and storage section

Chart 1. Employment in the national economy in PKD (NACE Rev.2) sections in 2019 – preliminary data

As of 31 December

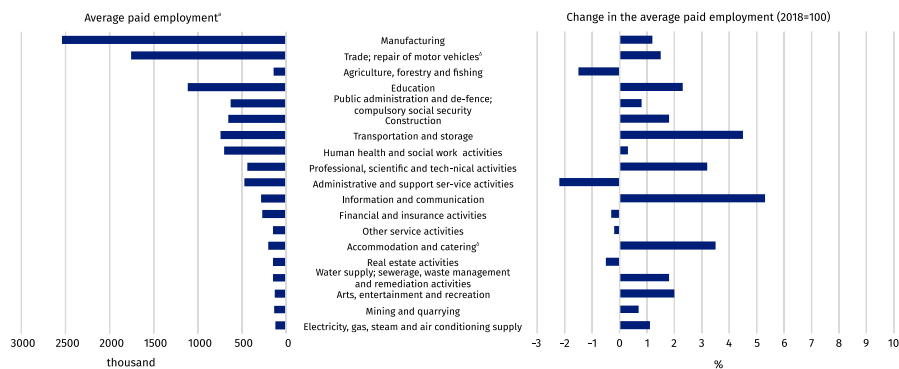


^a Order by the number of employed persons.

In 2019, the average paid employment in Poland was 10.8 million people. It was 1.5% more compared with the previous year. In most sections, average employment increased. In the analysed period, in the PKD (NACE) sections with the highest increase in the average paid employment were the Information and communication as well as Transportation and storage sections, where it amounted to 5.3% and 4.5%, respectively. From among PKD (NACE) sections, only in five, a decrease in average paid employment as compared with 2018 was recorded, with the highest in the Administrative and support service activities section (2.2%). Among other sections, this decrease was not larger than 1.5%.

Average paid employment in an analysed period contains full-time employees and part-time employees in full-time equivalents

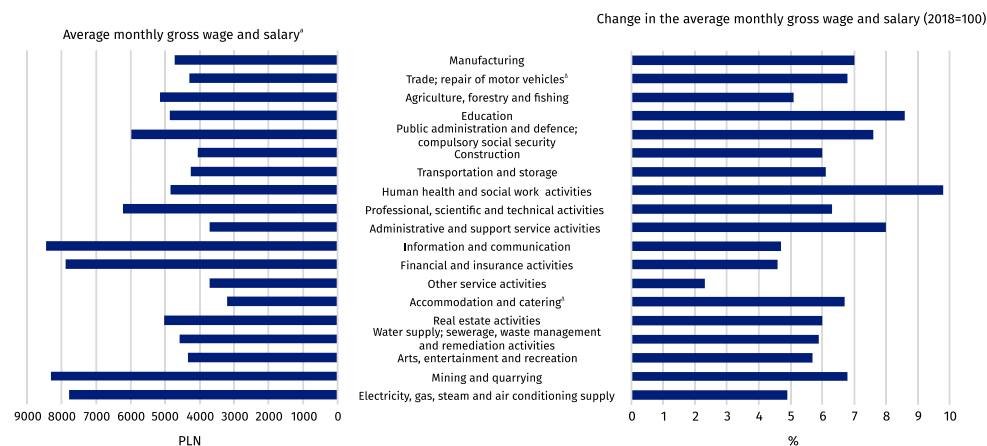
Chart 2. Average paid employment in the national economy in PKD (NACE Rev.2) sections in 2019 – preliminary data



a Order by the number of employed persons.

According to preliminary data, the average monthly gross wage and salary in the national economy in Poland, in 2019, was PLN 4 918.17. Compared to 2018, it was 7.2% higher. The pay gap is perceptible by PKD (NACE) sections. In 2019, it ranged from PLN 3 195.98 in the Accommodation and catering^Δ section to PLN 8 438.91 in the Information and communication section. It was respectively 35.0% lower and 71.6% higher than the average monthly gross wage and salary in Poland.

Chart 3. Average monthly gross wage and salary in the national economy in PKD (NACE Rev.2) sections in 2019 – preliminary data



a Order by the number of employed persons.

In all PKD (NACE) sections, when compared to 2018, there were increases in the average monthly gross wage and salary. These increases ranged from 2.3% in the Other service activities section to 9.8% in the Human health and social work activities section. In 2019, the minimum gross wage and salary was increased by PLN 150.00 compared to 2018 and amounted to PLN 2 250.00. After the increase, it constituted 45.7% of the average monthly gross wage and salary recorded in the national economy in 2019. In December 2019, the remuneration, that was equal to or lower than the minimum gross wage and salary established in Poland was received by 423.7 thousand employees¹. It was 0.2% more than a year ago.

In 2019, when compared with 2018, the average monthly gross wage and salary in the national economy increased by 7.2%

Symbol (Δ) means that abbreviated names of NACE, Rev. 2 sections were used; their full names are available on the Eurostat website at: <https://ec.europa.eu/eurostat/data/classifications>.

In the case of quoting Statistics Poland data, please provide information: "Source of data: Statistics Poland", and in the case of publishing calculations made on data published by Statistics Poland, please provide information: "Own elaboration based on Statistics Poland data."

¹ In units with more than 9 employed persons and in budgetary units regardless of the number of employed persons.

Prepared by:

The Statistical Office in Bydgoszcz
Director Wiesława Gierańczyk, Ph.D.
Office: tel. (+48 52) 366 93 90

Issued by:

**The Spokesperson for the President
of Statistics Poland**
Karolina Banaszek
Mobile: (+48) 695 255 011

Press Office

Tel: 22 608 34 91, 22 608 38 04

e-mail: obslugaprasowa@stat.gov.pl



www.stat.gov.pl



[@GUS_STAT](https://twitter.com/GUS_STAT)



[@GlownyUrzadStatystyczny](https://www.facebook.com/GlownyUrzadStatystyczny)

Related information

[Employment in national economy in 2018](#)

[Yearbook of Labour Statistics 2019](#)

[Other publications related to the labour market](#)

Data available in databases

[Local Data Bank -> Labour market](#)

[Strateg -> Themes -> Labour market](#)

[Knowledge databases >> Labour market](#)

Terms used in official statistics

[Average paid employment](#)

[The number of employed persons](#)