

Producer price indices for business services in the third quarter of 2025

04.12.2025

 **3.7%**

Increase in producer prices for business services compared to the third quarter of 2024

In the third quarter of 2025, the producer prices for business services increased compared to the previous quarter by 0.8% and compared to the third quarter of 2024 - by 3.7%.

Table 1. Producer price indices for business services

SPECIFICATION	3 quarter 2025			1-3 quarter 2025
	2 quarter 2025=100	4 quarter 2024=100	3 quarter 2024=100	1-3 quarter 2024=100
Total	100.8	103.1	103.7	103.7
Publishing activities	99.6	100.4	102.5	103.3
Motion picture, video and television programme production, sound recording and music publishing activities	100.1	102.2	103.8	104.9
Programming and broadcasting activities	111.2	102.0	102.4	99.0
Computer programming, consultancy and related activities	100.8	102.5	103.4	103.6
Information service activities	101.7	105.0	105.3	104.4
Real estate activities	100.7	104.1	104.4	104.7
Legal and accounting activities	101.1	103.7	104.5	104.6
Management consultancy activities	100.3	103.0	103.4	104.0
Architectural and engineering activities; technical testing and analysis	100.3	102.0	102.3	102.3
Advertising and market research	101.0	101.2	102.2	102.5
Other professional, scientific and technical activities	101.6	103.3	105.0	104.7

SPECIFICATION	3 quarter 2025			1-3 quarter 2025
	2 quarter 2025=100	4 quarter 2024=100	3 quarter 2024=100	1-3 quarter 2024=100
Rental and leasing activities	99.8	101.0	101.0	100.5
Employment activities	101.2	104.9	105.5	105.0
Travel agency, tour operator and other reservation service and related activities	102.1	101.7	98.7	99.3
Security and investigation activities	100.1	107.0	107.4	107.6
Services to buildings and landscape activities	100.0	103.7	104.2	105.1
Office administrative, office support and other business support activities	99.7	102.8	103.9	104.5

In the third quarter of 2025 the highest increase of prices compared to the previous quarter was recorded in programming and broadcasting activities (by 11.2%). Next, there was noticed the rise of prices in travel agency, tour operator and other reservation service and related activities (by 2.1%), information service activities (by 1.7%) and other professional, scientific and technical activities (by 1.6%). The lowest growths in prices were noticed in the case of motion picture, video and television programme production, sound recording and music publishing activities and security and investigation activities (by 0.1% each).

Prices of services to buildings and landscape activities remained at the same level as in the second quarter of 2025.

Price decrease compared to the previous quarter were recorded in publishing activities (by 0.4%), office administrative, office support and other business support activities (by 0.3%) and rental and leasing activities (by 0.2%).

Compared to the third quarter of 2024, the highest increase of service prices occurred in security and investigation activities (by 7.4%), employment activities (by 5.5%), information service activities (by 5.3%) and other professional, scientific and technical activities (by 5.0%). The lowest increase of prices were noticed in the case of rental and leasing activities (by 1.0%), advertising and market research (by 2.2%), architectural and engineering activities; technical testing and analysis (by 2.3%), programming and broadcasting activities (by 2.4%) and publishing activities (by 2.5%).

Price decrease compared to the third quarter of 2024 year occurred in travel agency, tour operator reservation service and related activities (by 1.3%).

In the 3th quarter of 2025, the highest increase of prices compared to the previous quarter was recorded in programming and broadcasting activities

Chart 1. Producer price changes of business services in 2021-2025 (the previous quarter = 100)¹

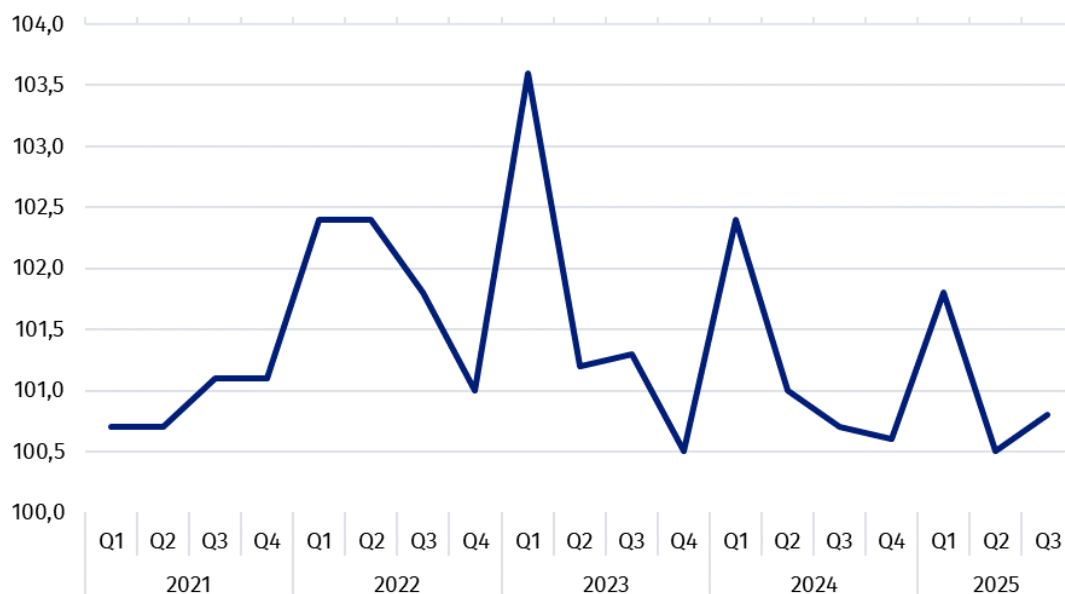
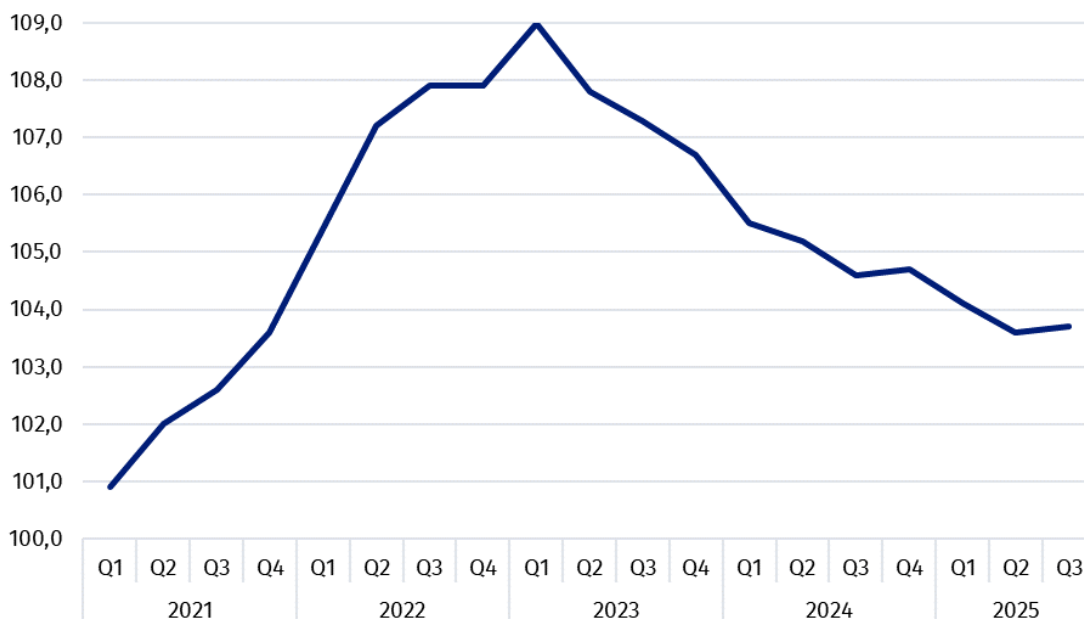


Chart 2. Producer price changes of business services in 2021-2025 (corresponding period of the previous year = 100)²









In case of quoting Statistics Poland data, please provide information: “Source of data: Statistics Poland”, and in case of publishing calculations made on data published by Statistics Poland, please include the following disclaimer: “Own study based on figures from Statistics Poland”.

^{1,2} Producer price indices for business services are presented using a weighting system prepared based on turnover in 2021.

Prepared by:
Trade and Services Department
Director Ewa Adach-Stankiewicz
Phone: (+48 22) 608 31 24

Issued by:
Press Office
Mobile +48 695 255 032
Phone +48 22 608 38 04, +48 22 449 41 45,
+48 22 608 30 09
e-mail: obslugaprasowa@stat.gov.pl

-  www.stat.gov.pl/en/
-  [@StatPoland](https://twitter.com/StatPoland)
-  [@GlownyUrzadStatystyczny](https://www.facebook.com/GlownyUrzadStatystyczny)
-  [gus_stat](https://www.instagram.com/gus_stat)
-  [glownyurządstatystycznygus](https://www.youtube.com/glownyurządstatystycznygus)
-  [glownyurządstatystyczny](https://www.linkedin.com/company/glownyurządstatystyczny)

Related information

[News releases](#)

[Prices in the national economy](#)

Data available in databases

[Knowledge Databases](#)

[Prices indices \(Topics: Prices, Trade\)](#)

Terms used in official statistics

[Producer price indices for business services](#)