

Price indices of construction and assembly production in November 2025¹

18.12.2025

 **3.1%**

the growth of producer prices in construction in comparison with November 2024

According to preliminary data, in November 2025 the prices of construction and assembly production increased both compared to November 2024 (by 3.1%) as well as to the previous month (by 0.3%).

In November 2025, compared to the previous month, prices for building construction and specialized construction activities both (by 0.4%), and prices for civil engineering increased (by 0.2%).

Compared to November 2024, there was an increase in prices for construction of buildings , and the specialized construction activities both (by 3.2%) as well as the construction of civil engineering (by 3.0%).

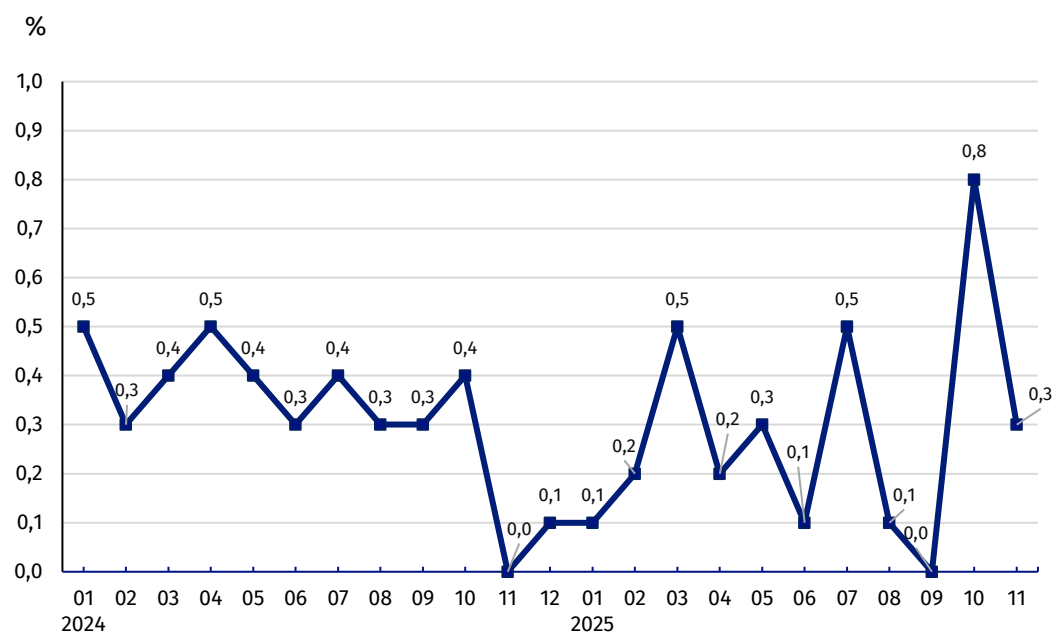
Table 1. Price indices of construction and assembly production

Specification	10 2025		11 2025		01-11 2025
	09 2025=100	corresponding period 2024 = 100	10 2025=100	12 2024=100	01-11 2024=100
TOTAL	100.8	102.8*	103.1	100.3	103.2
Construction of buildings	100.8	102.8	103.2	100.4	103.1
Civil engineering	100.7*	102.9*	103.0	100.2	103.3
Specialised construction activities	100.8*	102.8*	103.2	100.4	103.1

* Data revised

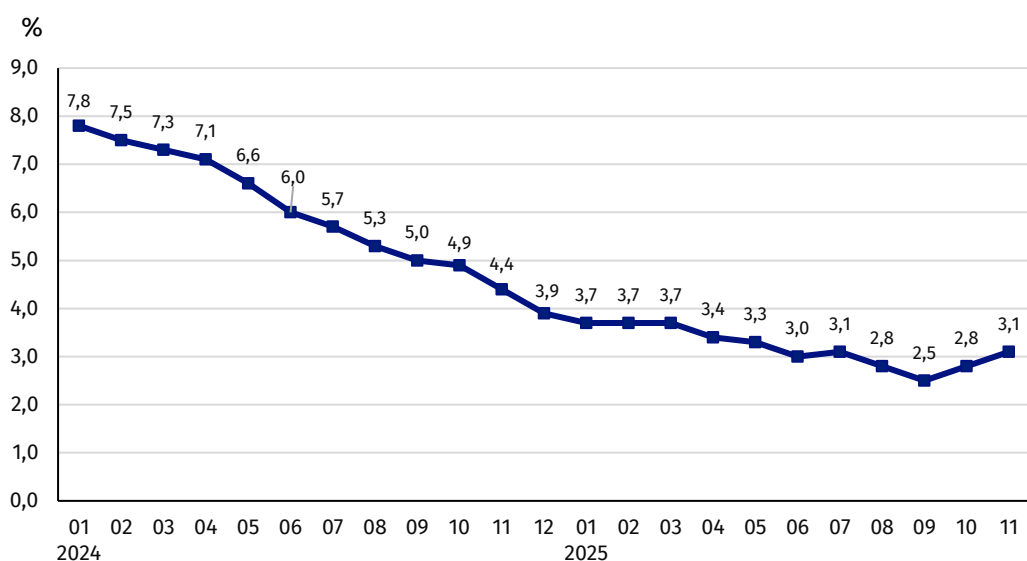
¹ Preliminary data for November 2025, final data for October 2025

Chart 1. Prices changes of construction and assembly production compared to the previous month



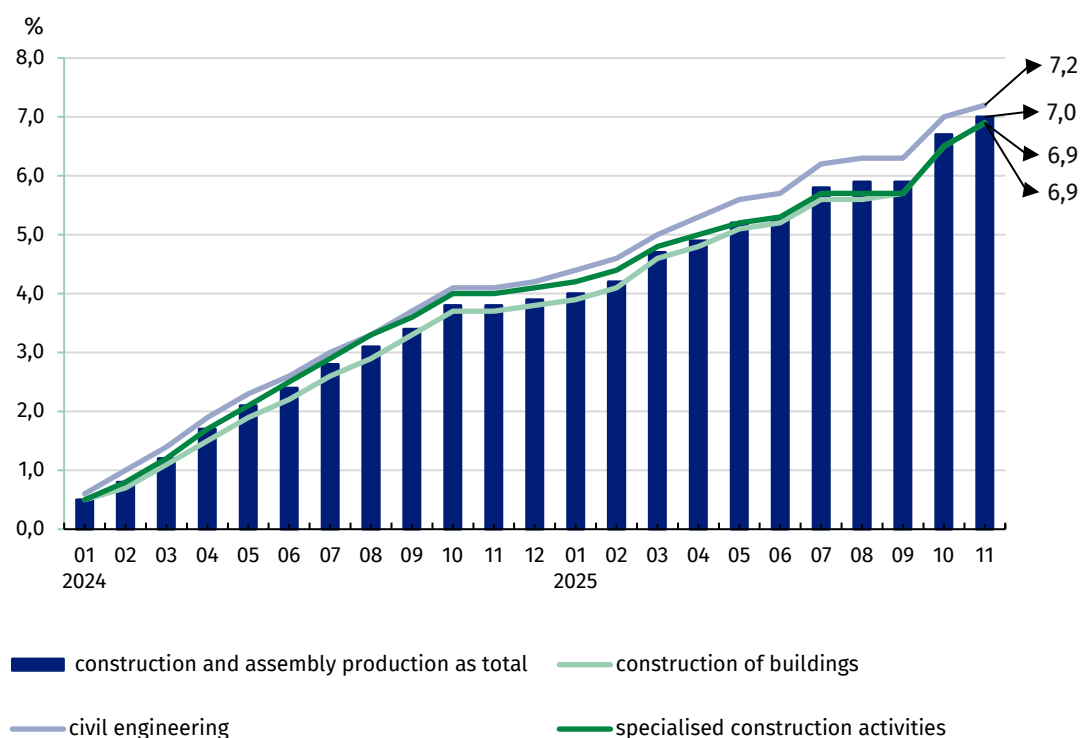
The prices of construction and assembly production in November 2025 increased compared to the previous month by 0,3%

Chart 2. Prices changes of construction and assembly production compared to the corresponding period of the previous year



In November 2025 increase in construction and assembly production prices on an annual terms was 3.1%

Chart 3. Prices changes of production and assembly construction by divisions NACE compared to December 2023









Among the construction divisions, in November 2025 compared to December 2023, the prices increased the most in the construction of civil engineering (by 7.2%)

In case of quoting Statistics Poland data. please provide information: "Source of data: Statistics Poland". and in case of publishing calculations made on data published by Statistics Poland. please include the following disclaimer: "Own study based on figures from Statistics Poland".

Prepared by:
The Trade and Services Department
Director Ewa Adach-Stankiewicz
Phone: (+48 22) 608 31 24

Issued by:
Press Office
Mobile: (+48) 695 255 032
Phone: (+48 22) 608 38 04, (+48 22) 449 41 45,
(+48 22) 608 30 09
e-mail: obslugaprasowa@stat.gov.pl

-  stat.gov.pl/en/
-  [@StatPoland](https://twitter.com/StatPoland)
-  [@GlownyUrzadStatystyczny](https://facebook.com/GlownyUrzadStatystyczny)
-  [gus_stat](https://instagram.com/gus_stat)
-  [glownyurządstatystycznygus](https://youtube.com/glownyurządstatystycznygus)
-  [glownyurządstatystyczny](https://linkedin.com/company/glownyurządstatystyczny)

Related information

[Statistical Bulletin](#)

[News Releases](#)

[Socio-economic situation of the country](#)

Data available in databases

[Analytical Platform - Knowledge Databases](#)

[Macroeconomic Data Bank](#)

[Prices indices \(Topics: Prices. Trade\)](#)

Terms used in official statistics

[Price index of construction and assembly production](#)