

# Price indices of sold production of industry in December 2025<sup>1</sup>

22.01.2026

 **2.5%**

the decrease of producer prices in industry compared to December 2024

According to preliminary data, the prices of sold production of industry in December 2025 decreased compared to December 2024 – by 2.5%, as well as compared to November 2025 – by 0.4%.

**Table 1. Price indices of sold production of industry**

Specification	11 2025		12 2025		01–12 2025
	10 2025=100	corresponding period 2024=100		11 2025=100	01-12 2024=100
<b>TOTAL</b>	<b>100.1</b>	<b>97.7*</b>	<b>97.5</b>	<b>99.6</b>	<b>98.4</b>
Mining and quarrying	101.7*	95.7*	98.3	100.8	94.6
Manufacturing	100.1	97.6	97.3	99.6	98.4
Electricity, gas, steam and air conditioning supply	99.6*	98.7*	98.4	98.8	99.4
Water supply; sewerage, waste management and remediation activities	99.9*	101.4*	101.7	100.3	102.4

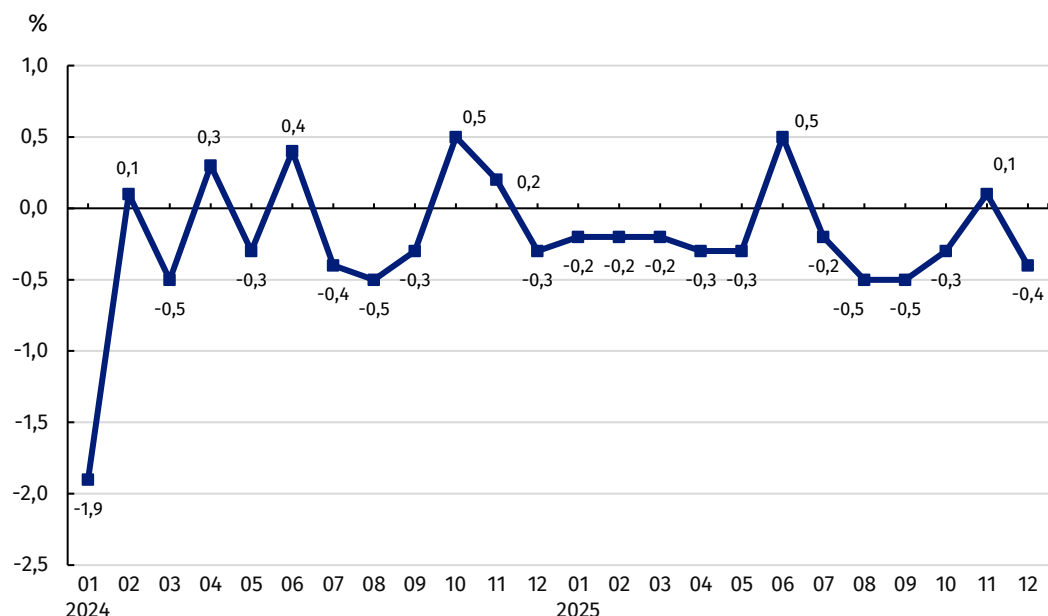
\* Data revised.

<sup>1</sup> Preliminary data for December 2025, final data for November 2025.

## Prices changes of sold production of industry in December 2025 compared to the previous month

According to preliminary data the prices of sold production of industry in December 2025 increased compared to November 2025 – by 0.4%. In the following months of this year, apart from June and November, slight price declines were recorded.

Chart 1. Prices changes of sold production of industry compared to the previous month

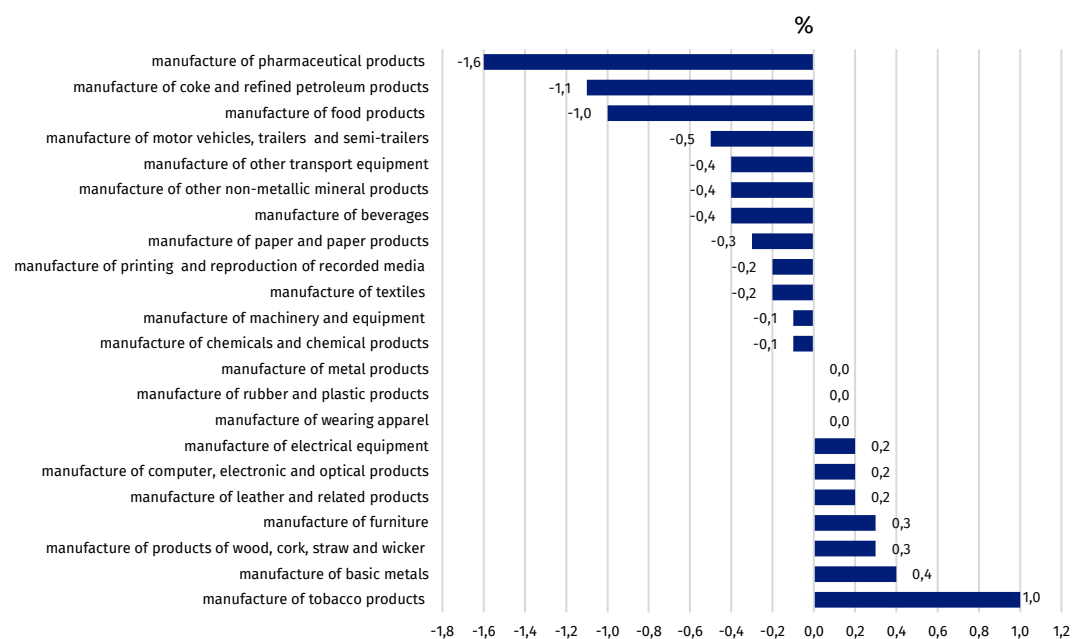


In December 2025 prices of sold production of industry decreased by 0.4% compared to the previous month

The price decreases were recorded in **electricity, gas, steam and air conditioning supply**– by 1.2% as well as in **manufacturing** - by 0.4%.

The prices have increased in **mining and quarrying** - by 0.8% (including the mining of metal ores – by 2.1%, with a decline in the mining of hard coal and lignite– by 0.8%). In the **water supply; sewerage, waste management and remediation activities** section, prices increased – by 0.3%.

Chart 2. Prices changes of sold production of industry by divisions in December 2025 compared to the previous month

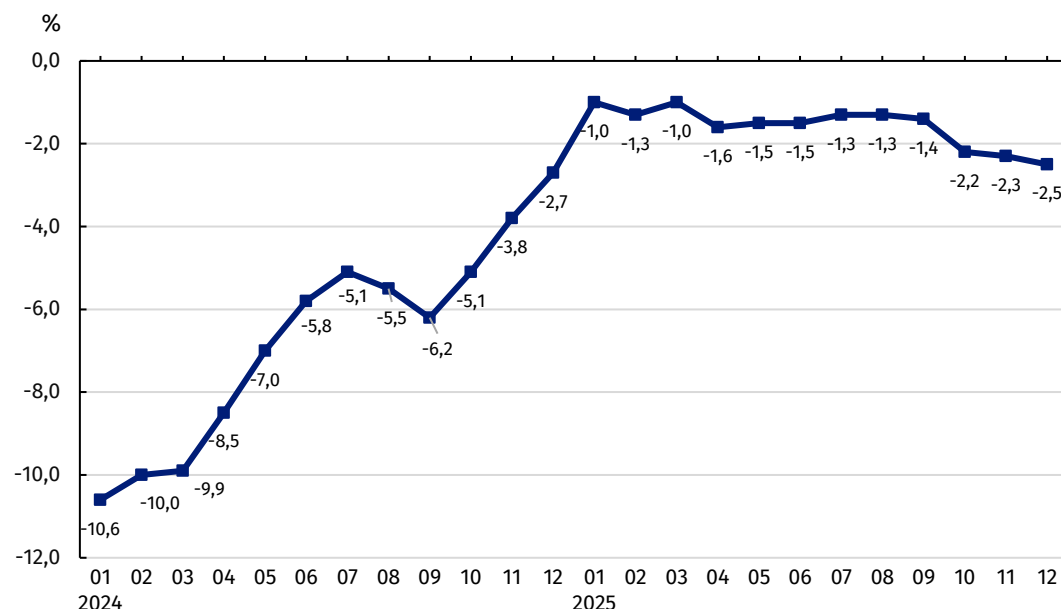


In December 2025 among divisions of manufacturing in comparison to the previous month the prices decreased the most in manufacture of pharmaceuticals products – by 1.6%. The largest price increase was recorded in the manufacture of tobacco products - by 1.0%

## Prices changes of sold production of industry in December 2025 compared to the corresponding month of the previous year

In December 2025 the prices of sold production of industry compared to the corresponding month of the previous year decreased by 2.5%. The downward trend has been observed since July 2023. However, in 2025 the rate of price changes remains lower than last year.

**Chart 3. Prices changes of sold production of industry compared to the corresponding period of the previous year**

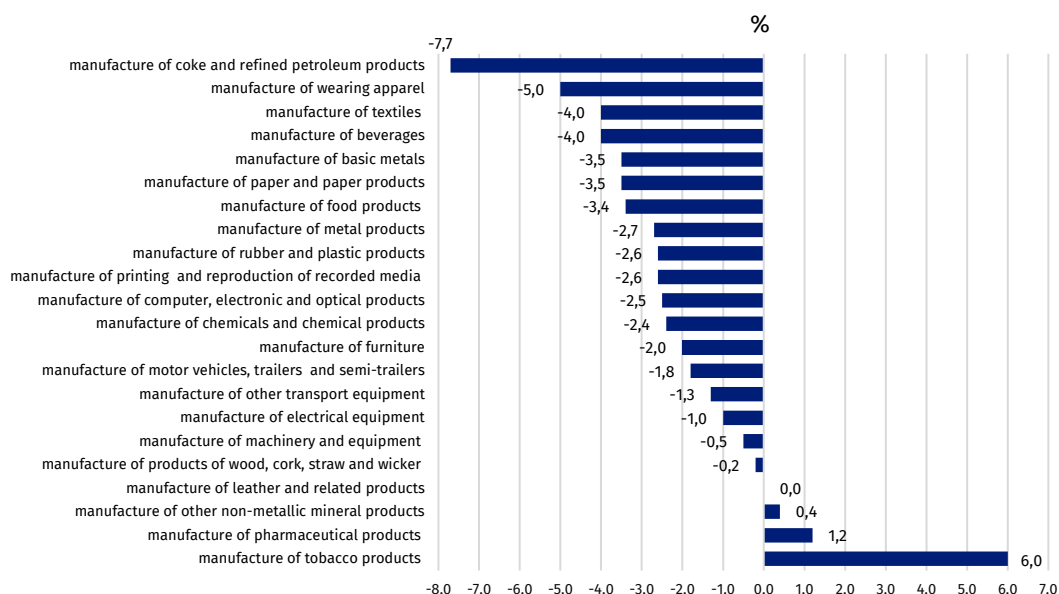


In December 2025 a decline in the dynamics of prices of sold production of industry per year was observed by 2.5%

Among the sections the biggest prices drop was recorded in **manufacturing** section – by 2.7%. A drop in prices was also recorded in **mining and quarrying** section – by 1.7% (including in the mining of coal and lignite prices dropped by 13.7%, with an increase in the mining of metal ores – by 8.2%) as well as in **electricity, gas, steam and air conditioning supply** section – by 1.6%.

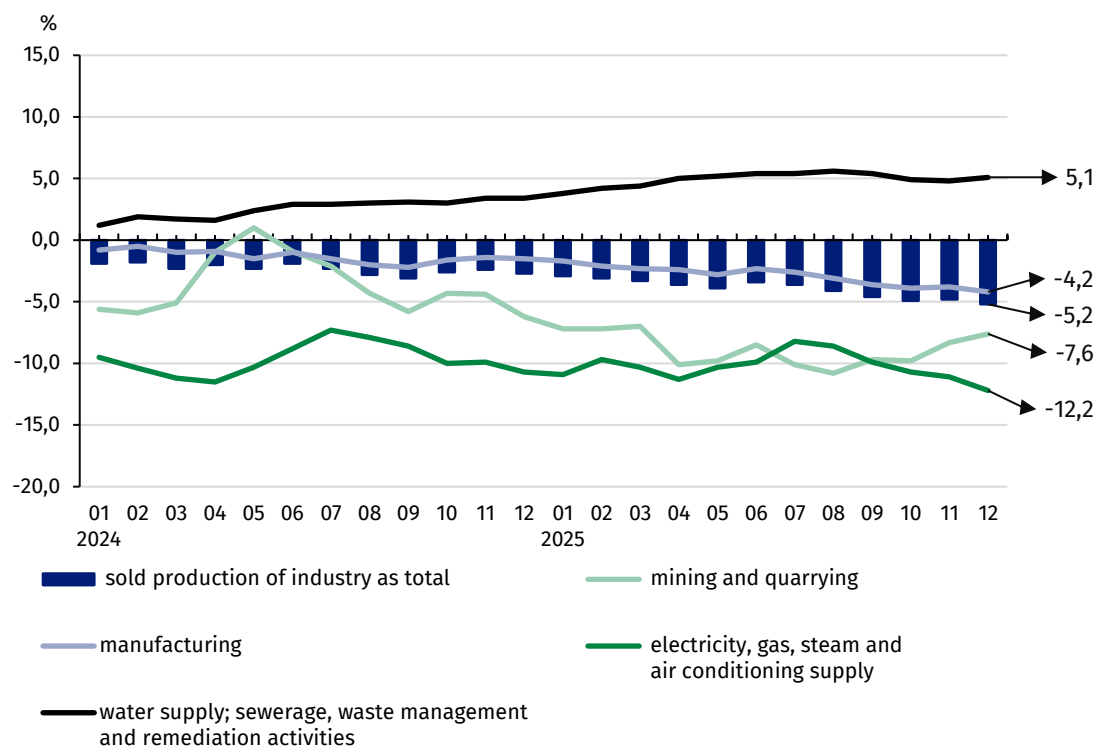
Prices in **water supply; sewerage, waste management and remediation activities** section were higher than in December last year – by 1.7%.

**Chart 4. Prices changes of sold production of industry by divisions in December 2025 compared to the corresponding month of the previous year**



In December 2025 in comparison to the corresponding month of the previous year, the prices decreased the most in manufacture of coke and refined petroleum products – by 7.7%, and increased the most in manufacture of tobacco products – by 6.0%







**Chart 5. Prices changes of sold production of industry by sections NACE rev. 2 compared to December 2023**



In case of quoting Statistics Poland data. please provide information: "Source of data: Statistics Poland". and in case of publishing calculations made on data published by Statistics Poland. please include the following disclaimer: "Own study based on figures from Statistics Poland".

Prepared by:  
**Prices and Services Department**  
**Director Ewa Adach-Stankiewicz**  
Phone: (+48 22) 608 31 24

Issued by:  
**Press Office**  
Mobile: (+48) 695 255 032  
Phone: (+48 22) 608 38 04. (+48 22) 449 41 45.  
(+48 22) 608 30 09  
**e-mail: [obslugaprasowa@stat.gov.pl](mailto:obslugaprasowa@stat.gov.pl)**

-  [stat.gov.pl/en/](https://stat.gov.pl/en/)
-  [@StatPoland](https://twitter.com/StatPoland)
-  [@GlownyUrzadStatystyczny](https://facebook.com/GlownyUrzadStatystyczny)
-  [gus\\_stat](https://instagram.com/gus_stat)
-  [glownyurządstatystycznygus](https://youtube.com/glownyurządstatystycznygus)
-  [glownyurządstatystyczny](https://linkedin.com/company/glownyurządstatystyczny)

#### **Related information**

[Statistical Bulletin](#)

[News Releases](#)

[Socio-economic situation of the country](#)

#### **Data available in databases**

[Analytical Platform - Knowledge Databases](#)

[Macroeconomic Data Bank](#)

[Prices indices \(Topics: Prices, Trade\)](#)

#### **Terms used in official statistics**

[Price index of sold production of industry](#)