

Employed persons in the national economy in Poland in August 2025¹

28.01.2026

15.0 million

number of employed persons in the national economy as at 31 August 2025

On the last day of August 2025, the population of employed persons in the national economy was 15 038.8 thousand, i.e. 0.2% fewer than in August 2024. Compared with the previous month, their number decreased by 0.3%.

The data refer to employed persons in the national economy, living in Poland or abroad. Each employed person is identified once – in the main job.

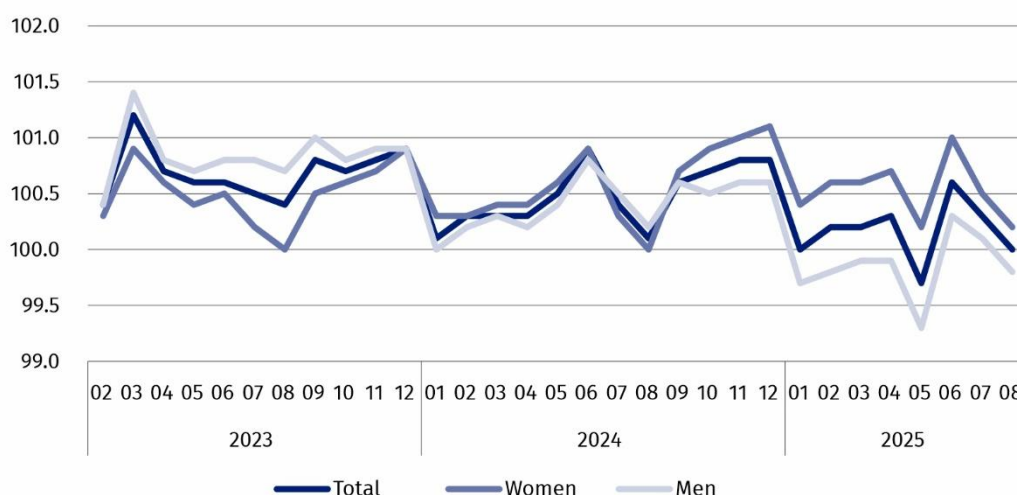
Number of employed persons in the national economy

Among all employed persons in the national economy, men constitute the majority. At the end of August 2025, their share was 52.7%, which was 0.1 percentage points (pp) lower than a year earlier and the same as a month earlier.

Compared with August 2024, the number of employed women increased by 0.1%, while the number of employed men decreased by 0.4%. Compared with the end of July 2025, the number of both employed women and employed men decreased by 0.3%.

On the last day of August 2025, men accounted for 52.7% of the total number of employed persons in the national economy

Chart 1. Indices of the number of employed persons in the national economy
(01 2023 = 100)



¹ The 22 tables attached to this publication provide detailed data on employed persons in the national economy.

Mean age and median age

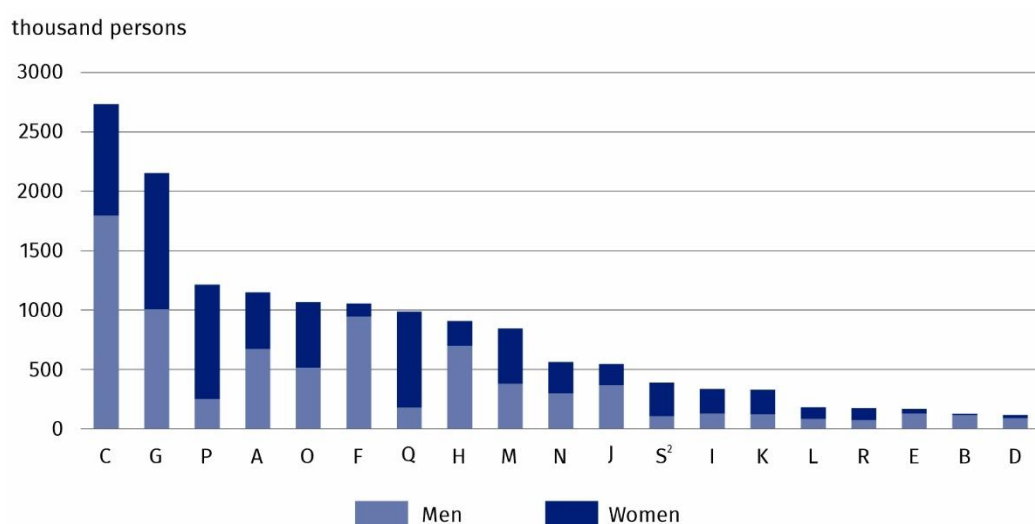
At the end of August 2025, the mean age of employed persons (calculated in years) was 43.0 (42.8 at the end of August 2024, 43.0 at the end of July 2025). The median age of employed persons also increased during the year. In August 2025, it was 43.0 years, a year higher than at the end of August 2024.

PKD 2007/NACE Rev. 2 sections

The structure of employed persons in the national economy by PKD 2007/NACE Rev. 2 section doesn't change significantly from month to month. As at the end of August 2025, the most employed persons worked in the Manufacturing section – 2 735.0 thousand, which accounted for 18.2% of the total number of employed persons in the national economy. This share was 0.1 pp lower than at the end of August 2024 and the same as on the last day of July 2025. At the end of August 2025, the second section in terms of the number of employed persons – Trade; repair of motor vehicles^A concentrated 14.3% of the total number of employed persons – 0.4 pp fewer than a year earlier and 0.1 pp fewer than at the end of July 2025.

Chart 2. Employed persons in the national economy by sex and PKD 2007/NACE Rev. 2 section in August 2025

As at the end of the month



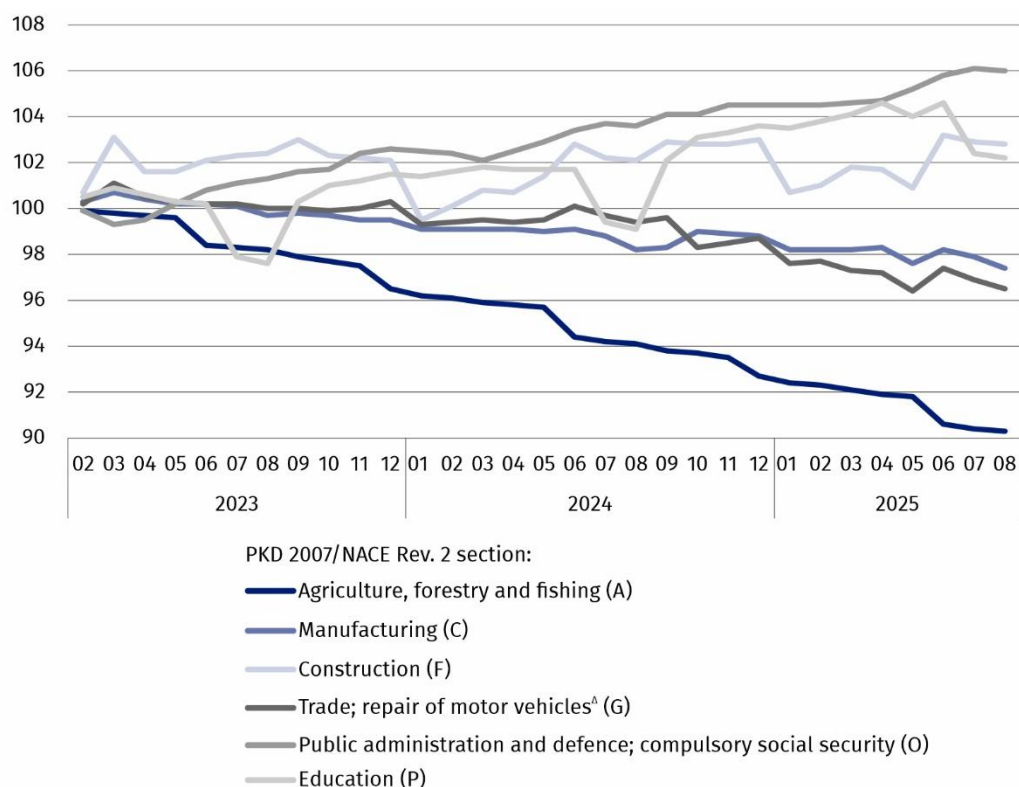
At the end of August 2025 – similarly to previous months – the Human health and social work activities and Education sections were most feminised, while the greatest share of men was in Mining and quarrying and Construction sections

Among six PKD 2007/NACE Rev. 2 sections³ the largest decrease in the number of the employed persons relative to 31 August 2024, was in the Agriculture, forestry and fishing section – by 4.0%. Decreases in the number of employed persons were also recorded in the Trade; repair of motor vehicles^A and Manufacturing sections – by 2.9% and 0.8%, respectively. Among the PKD 2007/NACE Rev. 2 sections³ the highest increase of the number of employed persons compared with June 2024 occurred in Education section – by 3.1% and in Public administration and defence; compulsory social security section – by 2.3%. There was also a 0.7% increase in the number of employed persons in the Construction section.

² The data for the Other service activities (S) section also cover employed persons in the Activities of households as employers; undifferentiated goods- and services-producing activities of households for own use (T) and Activities of extraterritorial organisations and bodies (U) sections.

³ PKD 2007/NACE Rev. 2 sections, in which the number of the employed persons has exceeded one million.

Chart 3. Indices of the number of employed persons in the national economy by selected PKD 2007/NACE Rev. 2 sections
(01 2023 = 100)



Employment status

The dominant group of employed persons were employees – there were 11 860.4 thousand of them. At the end of August 2025, they accounted for 78.9% of the total number of employed persons in the national economy. This was the same as in August 2024 and in July 2025. The next largest subpopulation of employed persons in the national economy are self-employed persons including contributing family workers. As at 31 August 2025, they accounted for 20.9% of the total number of employed persons in the national economy – the same as a year earlier and at the end of July 2025.

On the last day of August 2025 – as in the earlier months – the shares of men and women in the population of employees were similar

In this publication symbols and abbreviated names of PKD 2007/NACE Rev. 2 sections were used marking abbreviations with a 'Δ' symbol. The full names can be found in the list of PKD 2007/NACE Rev. 2 sections below.

Full names of PKD 2007/NACE Rev. 2 sections:







- A – Agriculture, forestry and fishing;
- B – Mining and quarrying;
- C – Manufacturing;
- D – Electricity, gas, steam and air conditioning supply;
- E – Water supply; sewerage, waste management and remediation activities;
- F – Construction;
- G – Wholesale and retail trade; repair of motor vehicles and motorcycles;
- H – Transportation and storage;
- I – Accommodation and food service activities;
- J – Information and communication;
- K – Financial and insurance activities;
- L – Real estate activities;
- M – Professional, scientific and technical activities;
- N – Administrative and support service activities;
- O – Public administration and defence; compulsory social security;
- P – Education;
- Q – Human health and social work activities;
- R – Arts, entertainment and recreation;
- S – Other service activities.

The data for the Other service activities (S) section also cover employed persons in the Activities of households as employers; undifferentiated goods- and services-producing activities of households for own use (T) and Activities of extraterritorial organisations and bodies (U) sections.

In the case of quoting Statistics Poland data, please provide information: 'Source of data: Statistics Poland', and in the case of publishing calculations made on data published by Statistics Poland, please provide information: 'Own work based on Statistics Poland data.'

Prepared by:
Statistical Office in Bydgoszcz
Acting Director Katarzyna Klamrowska
Phone: (+48 52) 366 93 90

Issued by:
Press Office
Mobile phone: (+48) 695 255 032
Landline phones: (+48 22) 608 38 04, (+48 22) 449 41 45,
(+48 22) 608 30 09
e-mail: obslugaprasowa@stat.gov.pl

-  stat.gov.pl/en/
-  [@StatPoland](https://twitter.com/StatPoland)
-  [@GlownyUrzadStatystyczny](https://facebook.com/GlownyUrzadStatystyczny)
-  [gus_stat](https://instagram.com/gus_stat)
-  [glownyurządstatystycznygus](https://youtube.com/glownyurządstatystycznygus)
-  [glownyurządstatystyczny](https://linkedin.com/company/glownyurządstatystyczny)

Related information

[Methodological report Employment in the national economy](#)

[Methodological report Employment in the national economy according to administrative data sources](#)

Data available in databases

[Knowledge Databases → Database → Society → Labour Market](#)

[Local Data Bank → Labour Market](#)

[Strateg → Statistics by theme → Labour Market](#)

[Platform SDG – national indicators](#)

[Geostatistics Portal](#)

Terms used in official statistics

[Employed persons in the national economy](#)