

Gminas' dwelling stock in 2025 – preliminary results

2.03.2026


1.6 %

The number of existing rental agreements for residential premises was lower than in 2024.

According to preliminary data, as of the end of 2025, the number of existing rental agreements for residential premises from gmina's dwelling stock decreased by 1.6 %, compared to 2024

Rental of residential premises from gmina's dwelling stock

Gmina's dwelling stock should be understood as premises used to meet the housing needs, owned by gmina.

The number of residential premises for which lease agreements from the gmina's dwelling stock (excluding replacement premises and temporary premises) were in force as of the end of 2025 amounted to 586.2 thousand. Compared to 2024, their number decreased by 1.6%, with a decrease of 1.6% in urban areas and a decrease of 2.1% in rural areas. The useful floor area of rented premises in Poland amounted to 27 067.8 thousand m², an increase, compared to 2024, of 524.4 thousand m², i.e. of 2.0%.

The useful floor area of rented premises from gminas' dwelling stock was higher by 2.0% , compared to 2024.

Table 1. Rental of residential premises from gminas' dwelling stock in the years 2023–2025

Specification	2023 ^a			2024 ^a			2025 ^b		
	Total	Signed	Terminated	Total	Signed	Terminated	Total	Signed	Terminated
Number of rental agreements									
Poland	603 241	41 192	39 441	595 796	40 074	41 072	586 174	39 950	39 493
Urban areas	552 139	36 629	34 412	545 666	35 600	36 044	537 094	35 393	34 549
Rural areas	51 102	4 563	5 029	50 130	4 474	5 028	49 080	4 557	4 944
Useful floor area in thousand m ²									
Poland	26 836.2	1 585.6	1 527.0	26 543.4	1 573.6	1 616.3	27 067.8	1 568.2	1 545.6
Urban areas	24 465.8	1 404.7	1 322.0	24 215.1	1 396.6	1 411.8	24 780.1	1 387.2	1 343.9
Rural areas	2 370.4	180.9	205.0	2 328.3	177,0	204.5	2 287.7	181.0	201.7

a Final data.

b Preliminary data.

As of the end of 2025, the useful floor area of rented residential premises in urban areas amounted to 24 780.1 thousand m², and in rural areas to 2 287.7 thousand m². Compared to

previous year, the useful floor area of rented premises in urban areas increased by 2.3%, while in rural areas decreased by 1.7%. The number of rental contracts decreased by 0.3%, compared to 2024, and amounted to 39 950. In urban areas was noted an decrease of 0.6%, however in rural areas increase of 1.9%.

Table 2. Social rental of premises from gmina's dwelling stock in the years 2023–2025

Specification	2023 ^a			2024 ^a			2025 ^b		
	Total	Signed	Terminated	Total	Signed	Terminated	Total	Signed	Terminated
Number of social rental contracts of premises									
Poland	63 779	19 481	14 366	63 851	18 579	15 853	64224	17768	14776
Urban areas	55 923	17 171	12 146	56 140	16 231	13 493	56630	15429	12519
Rural areas	7 856	2 310	2 220	7 711	2 348	2 360	7594	2339	2257
Useful floor area in thousand m ²									
Poland	2 220.3	654.7	470.6	2 234.4	638.6	524.2	2 267.9	606.1	479.4
Urban areas	1 945.3	574.8	394.1	1 962.2	554.4	440.8	1 995.0	525.0	401.9
Rural areas	275.0	79.9	76.5	272.2	84.2	83.4	272.9	81.1	77.5

a Final data.

b Preliminary data.

The number of contracts for social rental of a residential premise from the gmina's dwelling stock in 2025 amounted to 64.2 thousand, with a total useful floor area of 2 267.9 thousand m². Compared to 2024, the number of social rental agreements in force increased by 0.6%, and the useful floor area increased by 1.5%. Compared to 2024, the number of existing social rental contracts for residential premises in urban areas increased by 0.5 thousand, i.e. by 0.9%, and in rural areas decreased by 0.1 thousand, i.e. by 1.5%.

Households awaiting the rental of premises

Households awaiting the rental of premises from a gmina are understood as the households that meet the requirements of the gmina council resolution determining the rules for renting premises that are part of the gmina's dwelling stock. As of the end of 2025, 117.8 thousand households were waiting for the rental of residential premises in Poland. Most of them concerned urban areas - 100.9 thousand, i.e. 85.7% of the total number of waiting. Compared to 2024, the number of households awaiting decreased in urban areas by 1.5%, while in rural areas by 0.1%.

The number of existing social rental contracts in Poland in 2025 amounted to 64.2 thousand

The number of households awaiting the rental of premises in rural areas decreased by only 0.1%, compared to 2024

Table 3. Households awaiting rental of residential premises from the gminas' dwelling stock in the years 2023–2025

Specification	2023 ^a	2024 ^a	2025 ^b	2024 = 100
Poland	123 805	119 373	117 805	98.7
Urban areas	106 188	102 495	100 942	98.5
Rural areas	17 617	16 878	16 863	99.9

a Final data.

b Preliminary data.

In case of quoting Statistics Poland data, please provide information: "Source of data: Statistics Poland", and in case of publishing calculations made on data published by Statistics Poland, please include the following disclaimer: "Own study based on figures from Statistics Poland".

Prepared by:
Statistical Office in Lublin

Director dr Krzysztof Markowski







Phone: (+48 81) 465 20 18

Issued by:
Press Office

Mobile: (+48) 695 255 032

Phone: (+48 22) 608 38 04, (+48 22) 449 41 45,
(+48 22) 608 30 09

e-mail: obslugaprasowa@stat.gov.pl

-  stat.gov.pl/en/
-  [@StatPoland](#)
-  [@GlownyUrządStatystyczny](#)
-  [gus_stat](#)
-  [glownyurządstatystycznygus](#)
-  [glownyurządstatystyczny](#)

Related information

[Housing Economy in 2024](#)

[Housing Economy and Municipal Infrastructure in 2024](#)

Data available in databases

[Local Data Bank](#)

[Knowledge Database Municipal and Dwelling Infrastructure](#)

Terms used in official statistics

[Premises](#)

[Dwelling](#)

[Dwellings owned by a gmina](#)

[Social renting](#)

[Dwelling stocks](#)