

Residential construction¹ in the period of January–September 2025

21.10.2025


0.4%

Decrease in the number of dwellings completed compared to the corresponding period of 2024

In the period January–September 2025, there was slightly fewer dwellings completed compared to the same period in the previous year. The number of dwellings for which permits have been granted or which have been registered with a construction project as well as dwellings in which construction has begun also decreased (by 13.4% and 8.5%, respectively).

Dwellings completed

According to the preliminary data, 144.4 thousand dwellings were completed in the period January–September 2025, i.e. by 0.4% less than in the corresponding period of 2024. Developers² completed 90.3 thousand dwellings – by 1.1% more than a year ago, whereas private investors completed 49.0 thousand dwellings, i.e. by 4.8% less. Within these two forms of construction, 96.4% of the total number of new dwellings was completed. In the other forms, 5.1 thousand dwellings were completed.

The total useful floor area of newly completed dwellings amounted to 12.8 million m², i.e. by 1.8% less than a year ago and its average value for 1 dwelling was 88.6 m².

Developers and private investors completed respectively: 62.5% and 33.9% of the total number of dwellings

Table 1. Dwellings completed

SPECIFICATION	09 2025			01-09 2025	
	number of dwellings	08 2025=100	09 2024=100	number of dwellings	01-09 2024=100
TOTAL	19 063	125.8	122.1	144 381	99.6
Private	5 685	115.6	111.9	48 984	95.2
For sale or rent	12 042	123.9	116.4	90 290	101.1
of which for rent	56	109.8	34.1	622	94.5
Cooperative	202	808.0	561.1	621	70.9
Municipal	228	108.6	242.6	1 257	92.8
Public building society	906	322.4	almost 19-fold more	3 188	163.8
Company	–	.	.	41	141.4

¹ Preliminary data.

² The form of construction - “For sale or rent”.

Dwellings for which permits have been granted³

In the period January–September 2025, building permits were issued for 191.0 thousand dwellings, i.e. by 13.4% less than a year ago, of which 120.1 thousand permits to developers (a decrease of 22.6% y/y) and 64.8 thousand to private investors (an increase of 7.6%). Within these two forms of construction, permits were granted for 96.8% of dwellings in total. In other forms of construction, building permits were issued for 6.1 thousand dwellings.

Table 2. Dwellings for which permits have been granted

SPECIFICATION	09 2025			01-09 2025	
	number of dwellings	08 2025=100	09 2024=100	number of dwellings	01-09 2024=100
TOTAL	23 646	123.2	101.5	191 041	86.6
Private	7 791	110.1	115.3	64 756	107.6
For sale or rent	15 436	136.7	93.8	120 154	77.4
Cooperative	–	.	.	333	160.9
Municipal	84	52.2	84-fold more	1 928	156.6
Public building society	334	59.0	407.3	3 807	103.2
Company	1	.	.	63	700.0

Dwellings in which construction has begun

In the period January–September 2025, the number of dwellings in which construction has begun was 166.0 thousand, i.e. by 8.5% less than a year before. Developers have started construction of 100.1 thousand dwellings (by 14.4% less than in the previous year), and private investors of 62.8 thousand (by 2.3% more). Altogether the share of these forms of construction amounted to 98.1% of the total number of dwellings. In other forms of construction the number of dwellings in which construction has begun was 3.1 thousand.

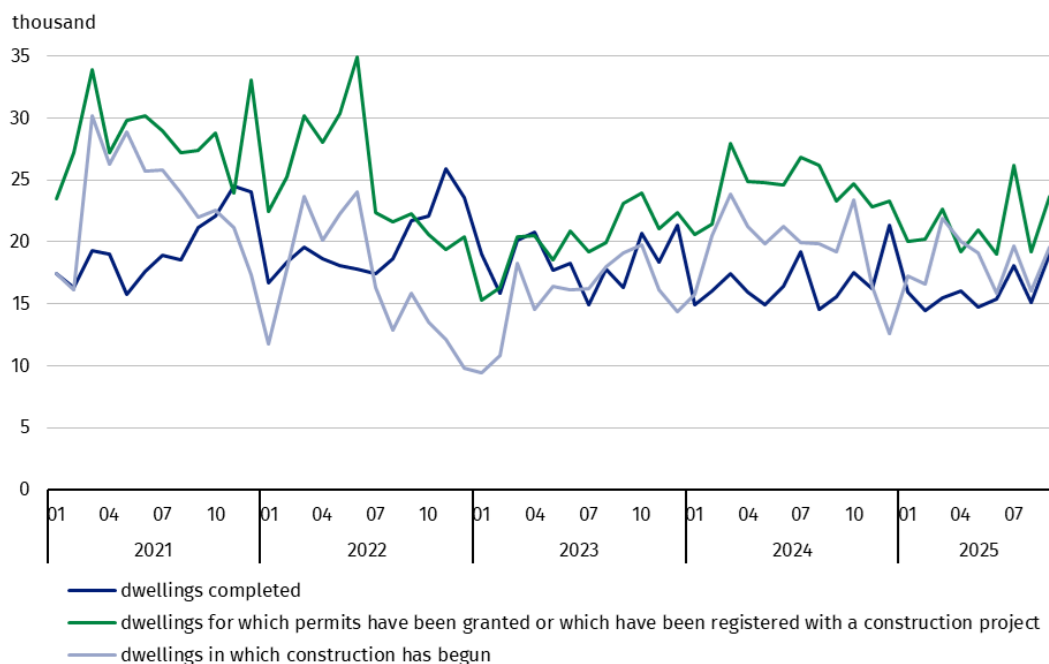
Table 3. Dwellings in which construction has begun

SPECIFICATION	09 2025			01-09 2025	
	number of dwellings	08 2025=100	09 2024=100	number of dwellings	01-09 2024=100
TOTAL	19 563	121.8	101.7	166 012	91.5
Private	7 565	107.9	108.2	62 814	102.3
For sale or rent	11 598	139.2	98.3	100 113	85.6
of which for rent	3	over 32-fold less	almost 15-fold less	741	286.1
Cooperative	65	.	49.2	233	43.1
Municipal	30	29.4	100.0	749	162.1
Public building society	305	50.1	103.7	2 066	97.9
Company	–	.	.	37	217.6

³ Including registrations with a construction project and a simplified procedure for single-family residential buildings.

It is estimated that at the end of September 2025, there were 856.3 thousand dwellings under construction, i.e. by 2.2% more than in the corresponding month of 2024.

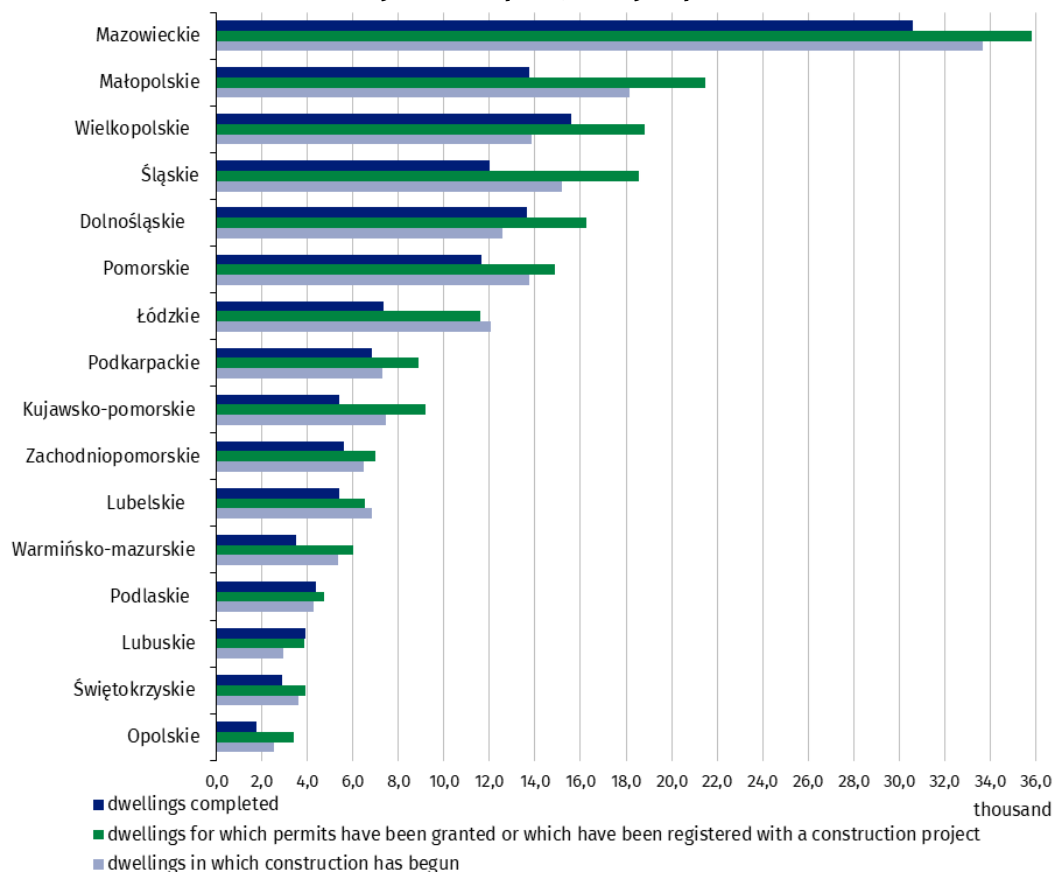
Chart 1. Residential construction in Poland



In September 2025, compared to the previous month, the number of dwellings for which permits have been granted, the number of dwellings in which construction has begun as well as the number of dwellings completed decreased (by 23.2%, 21.8% and 25.8%, respectively)

In the period January-September 2025, the highest total number of dwellings completed, as well as construction started and building permits granted was recorded in Mazowieckie voivodship (30.6 thousand, 33.6 thousand and 35.8 thousand dwellings, respectively), Małopolskie (13.7 thousand, 18.1 thousand and 21.5 thousand), Wielkopolskie (15.6 thousand, 13.9 thousand and 18.8 thousand), and Śląskie (12.0 thousand, 15.2 thousand and 18.6 thousand).

Chart 2. Residential construction by voivodships in January-September 2025



Meaning of symbols:

Dash (–) – means magnitude zero.

Dot (.) – means: data not available, classified data (statistical confidentiality) or providing data impossible or purposeless.

In case of quoting Statistics Poland data, please provide information: “Source of data: Statistics Poland” and in case of publishing calculations made on data published by Statistics Poland, please include the following disclaimer: “Own study based on figures from Statistics Poland”.

Prepared by:
Statistical Office in Lublin

Director Krzysztof Markowski, Ph.D.







Phone: (+48) 695 255 301

Issued by:
Press Office

Mobile +48 695 255 032

Phone +48 22 608 38 04, +48 22 449 41 45,
+48 22 608 30 09

e-mail: obslugaprasowa@stat.gov.pl

-  www.stat.gov.pl/en/
-  [@StatPoland](https://twitter.com/StatPoland)
-  [@GlownyUrzadStatystyczny](https://www.facebook.com/GlownyUrzadStatystyczny)
-  [gus_stat](https://www.instagram.com/gus_stat)
-  [glownyurządstatystycznygus](https://www.youtube.com/glownyurządstatystycznygus)
-  [glownyurządstatystyczny](https://www.linkedin.com/company/glownyurządstatystyczny)

Related information

[Statistical Bulletin](#)

[Socio-economic situation of the country](#)

[Construction results](#)

Data available in databases

[Macroeconomic Data Bank](#)

[Knowledge Databases - Construction](#)

[Local Data Bank](#)

Terms used in official statistics

[Dwellings for which permits have been granted or which have been registered with a construction project](#)

[Dwellings in which construction has begun](#)

[Dwellings completed](#)