

# Residential construction<sup>1</sup> in the period of January–October 2025

24.11.2025


**1.1%**

Increase in the number of dwellings completed compared to the corresponding period of 2024

In the period January–October 2025, there was more by 1.1% dwellings completed compared to the same period in the previous year. The number of dwellings for which permits have been granted or which have been registered with a construction project as well as dwellings in which construction has begun decreased (by 12.1% and 9.0%, respectively).

## Dwellings completed

According to the preliminary data, 164.2 thousand dwellings were completed in the period January–October 2025, i.e. by 1.1% more than in the corresponding period of 2024. Developers<sup>2</sup> completed 103.5 thousand dwellings – by 3.7% more than a year ago, whereas private investors completed 55.2 thousand dwellings, i.e. by 4.4% less. Within these two forms of construction, 96.6% of the total number of new dwellings was completed. In the other forms, 5.6 thousand dwellings were completed.

The total useful floor area of newly completed dwellings amounted to 14.5 million m<sup>2</sup>, i.e. by 0.6% less than a year ago and its average value for 1 dwelling was 88.4 m<sup>2</sup>.

Developers and private investors completed respectively: 63.0% and 33.6% of the total number of dwellings

**Table 1. Dwellings completed**

SPECIFICATION	10 2025			01-10 2025	
	number of dwellings	09 2025=100	10 2024=100	number of dwellings	01-10 2024=100
<b>TOTAL</b>	<b>19 850</b>	<b>104.1</b>	<b>113.4</b>	<b>164 231</b>	<b>101.1</b>
Private	6 169	108.5	98.8	55 153	95.6
For sale or rent	13 166	109.3	125.7	103 456	103.7
of which for rent	23	41.1	22.1	645	84.6
Cooperative	–	.	.	621	56.0
Municipal	154	67.5	48.7	1 411	84.5
Public building society	361	39.8	154.9	3 549	162.9
Company	–	.	.	41	128.1

<sup>1</sup> Preliminary data.

<sup>2</sup> The form of construction - “For sale or rent”.

### Dwellings for which permits have been granted<sup>3</sup>

In the period January–October 2025, building permits were issued for 215.4 thousand dwellings, i.e. by 12.1% less than a year ago, of which 136.2 thousand permits to developers (a decrease of 20.8% y/y) and 72.8 thousand to private investors (an increase of 7.6%). Within these two forms of construction, permits were granted for 97.0% of dwellings in total. In other forms of construction, building permits were issued for 6.5 thousand dwellings.

**Table 2. Dwellings for which permits have been granted**

SPECIFICATION	10 2025			01-10 2025	
	number of dwellings	09 2025=100	10 2024=100	number of dwellings	01-10 2024=100
<b>TOTAL</b>	<b>24 401</b>	<b>103.2</b>	<b>98.7</b>	<b>215 442</b>	<b>87.9</b>
Private	8 008	102.8	108.0	72 764	107.6
For sale or rent	15 997	103.6	96.2	136 151	79.2
Cooperative	12	.	.	345	166.7
Municipal	79	94.0	42.2	2 007	141.5
Public building society	305	91.3	61.2	4 112	98.2
Company	–	.	.	63	700.0

### Dwellings in which construction has begun

In the period January–October 2025, the number of dwellings in which construction has begun was 186.3 thousand, i.e. by 9.0% less than a year before. Developers have started construction of 112.9 thousand dwellings (by 15.0% less than in the previous year), and private investors of 69.9 thousand (by 2.2% more). Altogether the share of these forms of construction amounted to 98.1% of the total number of dwellings. In other forms of construction the number of dwellings in which construction has begun was 3.5 thousand.

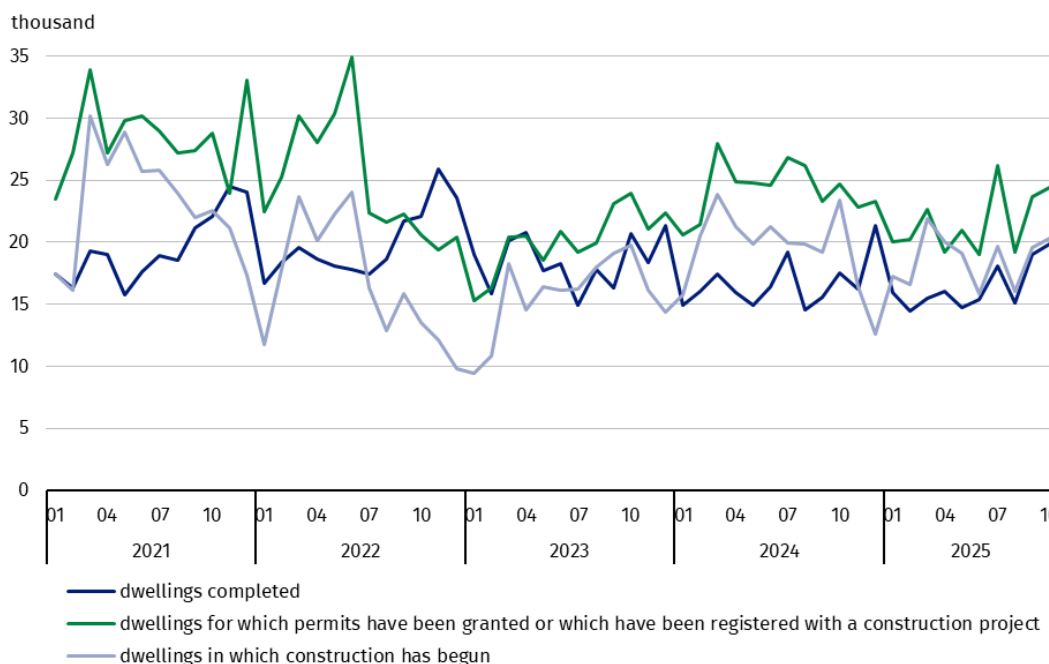
**Table 3. Dwellings in which construction has begun**

SPECIFICATION	10 2025			01-10 2025	
	number of dwellings	09 2025=100	10 2024=100	number of dwellings	01-10 2024=100
<b>TOTAL</b>	<b>20 304</b>	<b>103.8</b>	<b>86.9</b>	<b>186 316</b>	<b>91.0</b>
Private	7 135	94.3	100.7	69 949	102.2
For sale or rent	12 793	110.3	80.4	112 906	85.0
of which for rent	17	566.7	65.4	758	266.0
Cooperative	–	.	.	233	37.6
Municipal	93	310.0	.	842	182.3
Public building society	283	92.8	101.4	2 349	98.3
Company	–	.	.	37	205.6

<sup>3</sup> Including registrations with a construction project and a simplified procedure for single-family residential buildings.

It is estimated that at the end of October 2025, there were 856.8 thousand dwellings under construction, i.e. by 1.6% more than in the corresponding month of 2024.

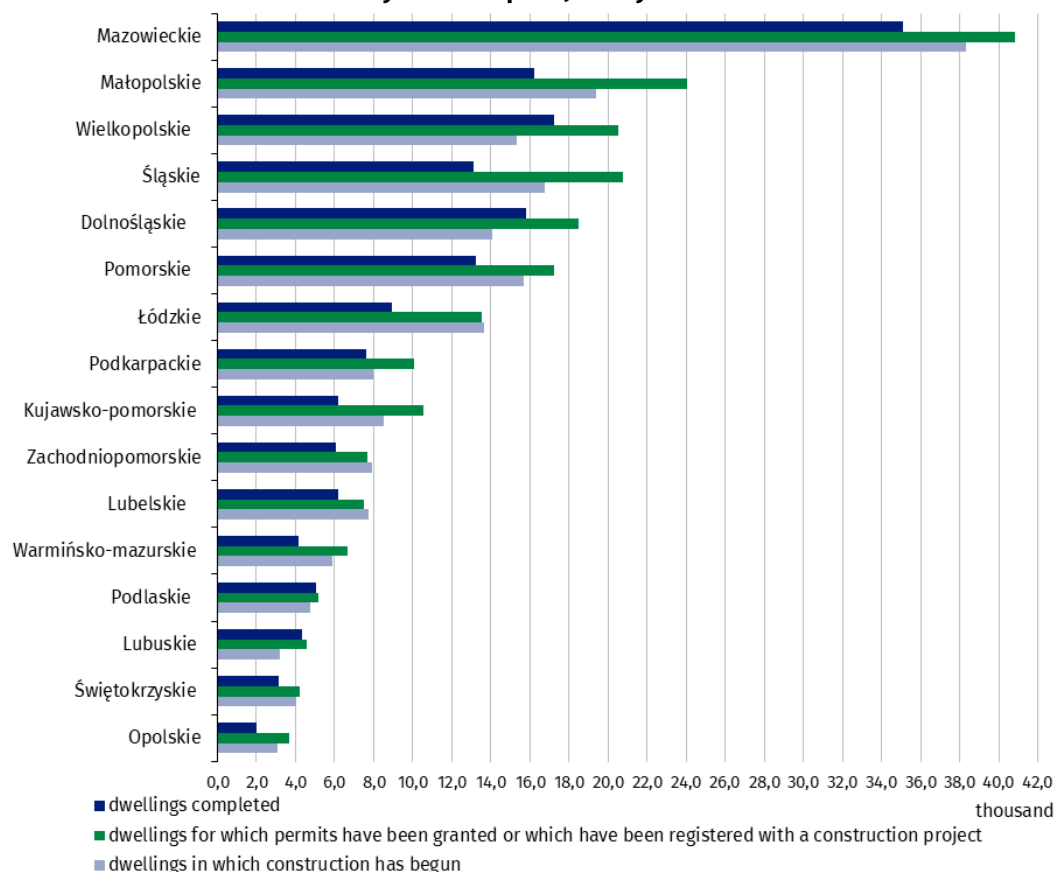
**Chart 1. Residential construction in Poland**



In October 2025, compared to the previous month, the number of dwellings for which permits have been granted, the number of dwellings in which construction has begun as well as the number of dwellings completed increased (by 3.2%, 3.8% and 4.1%, respectively)

In the period January-October 2025, the highest total number of dwellings completed, as well as construction started and building permits granted was recorded in Mazowieckie voivodship (35.1 thousand, 38.3 thousand and 40.9 thousand dwellings, respectively), Małopolskie (16.2 thousand, 19.4 thousand and 24.0 thousand), Wielkopolskie (17.2 thousand, 15.3 thousand and 20.5 thousand), and Śląskie (13.1 thousand, 16.7 thousand and 20.8 thousand).

**Chart 2. Residential construction by voivodships in January-October 2025**



**Meaning of symbols:**

Dash (-) – means magnitude zero.

Dot ( . ) – means: data not available, classified data (statistical confidentiality) or providing data impossible or purposeless.

In case of quoting Statistics Poland data, please provide information: “Source of data: Statistics Poland” and in case of publishing calculations made on data published by Statistics Poland, please include the following disclaimer: “Own study based on figures from Statistics Poland”.

Prepared by:  
**Statistical Office in Lublin**

**Director Krzysztof Markowski, Ph.D.**







Phone: (+48) 695 255 301

Issued by:  
**Press Office**

Mobile +48 695 255 032

Phone +48 22 608 38 04, +48 22 449 41 45,  
+48 22 608 30 09

**e-mail: [obslugaprasowa@stat.gov.pl](mailto:obslugaprasowa@stat.gov.pl)**

-  [www.stat.gov.pl/en/](http://www.stat.gov.pl/en/)
-  [@StatPoland](https://twitter.com/StatPoland)
-  [@GlownyUrzadStatystyczny](https://www.facebook.com/GlownyUrzadStatystyczny)
-  [gus\\_stat](https://www.instagram.com/gus_stat)
-  [glownyurządstatystycznygus](https://www.youtube.com/glownyurządstatystycznygus)
-  [glownyurządstatystyczny](https://www.linkedin.com/company/glownyurządstatystyczny)

#### **Related information**

[Statistical Bulletin](#)

[Socio-economic situation of the country](#)

[Construction results](#)

#### **Data available in databases**

[Macroeconomic Data Bank](#)

[Knowledge Databases - Construction](#)

[Local Data Bank](#)

#### **Terms used in official statistics**

[Dwellings for which permits have been granted or which have been registered with a construction project](#)

[Dwellings in which construction has begun](#)

[Dwellings completed](#)