

Price indices of residential premises in the fourth quarter of 2025

02.04.2026

 **4.3%**

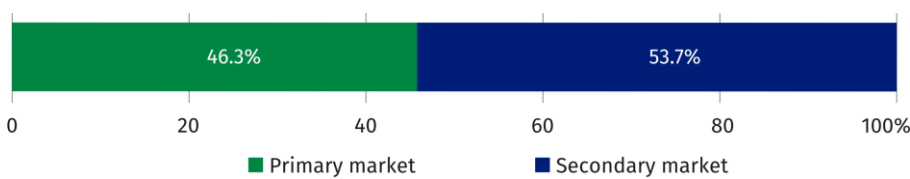
Increase in prices of residential premises compared to the 4th quarter of 2024

In Poland, in the fourth quarter of 2025, an increase in the prices of residential premises of 1.5% was recorded compared to the third quarter of 2025. On the primary market, this increase amounted to 2.1%, while on the secondary market it was 1.0%. Compared to the corresponding period in 2024, residential property premises increased by 4.3% (including 5.7% on the primary market and 3.1% on the secondary market).

Table 1. Price indices of residential premises in the fourth quarter of 2025

Specification	Q4 2025		
	Q3 2025=100	Q4 2024=100	2015=100
Total	101.5	104.3	220.8
Primary market	102.1	105.7	212.0
Secondary market	101.0	103.1	226.9

Chart 1. Weighting system used in the compilations of price indices of residential premises in 2025



For compiling price indices of residential premises in 2025, the primary market is assigned a weight of 46.3% and the secondary market 53.7%

Chart 2. Changes in prices of residential premises compared to the previous quarter

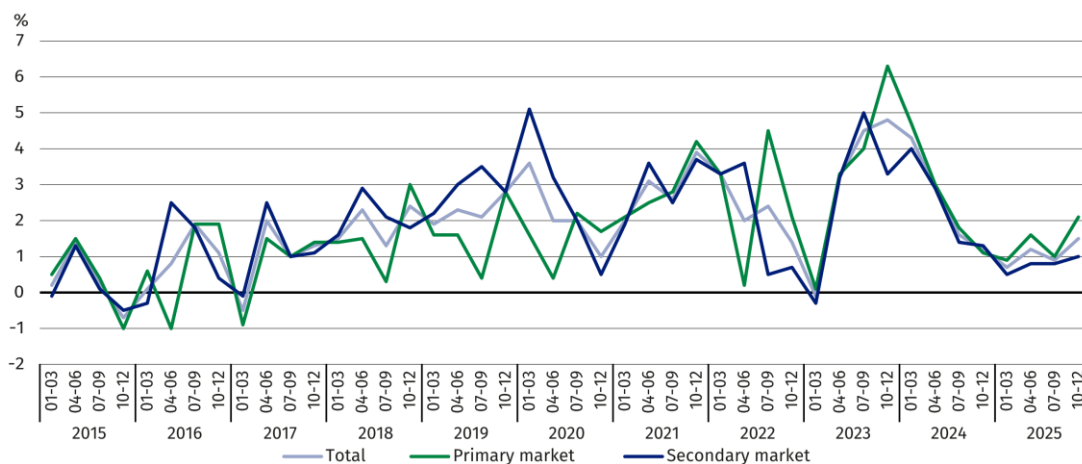


Chart 3. Changes in prices of residential premises compared to the corresponding quarter of the previous year

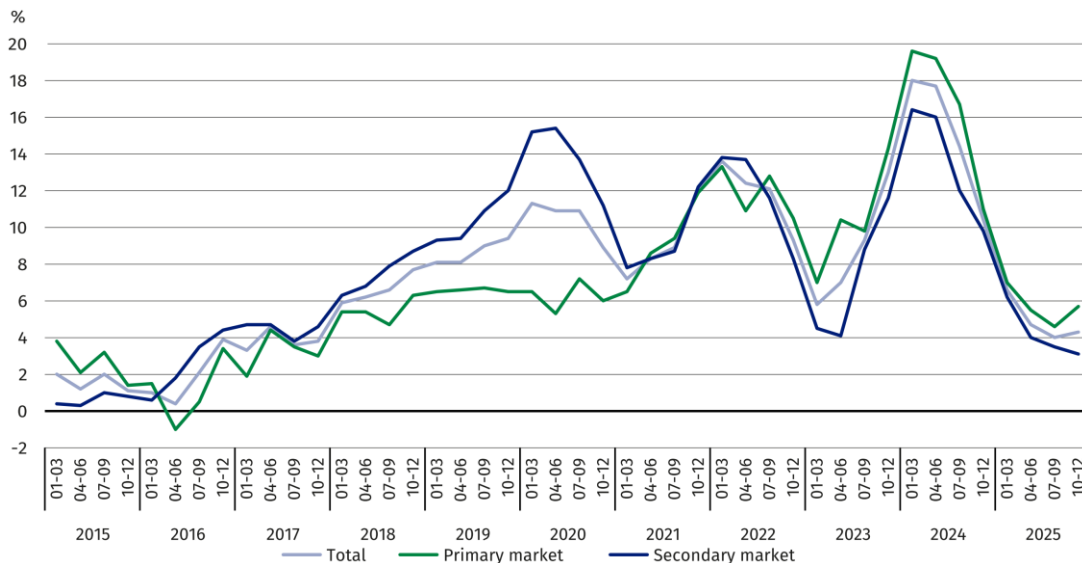
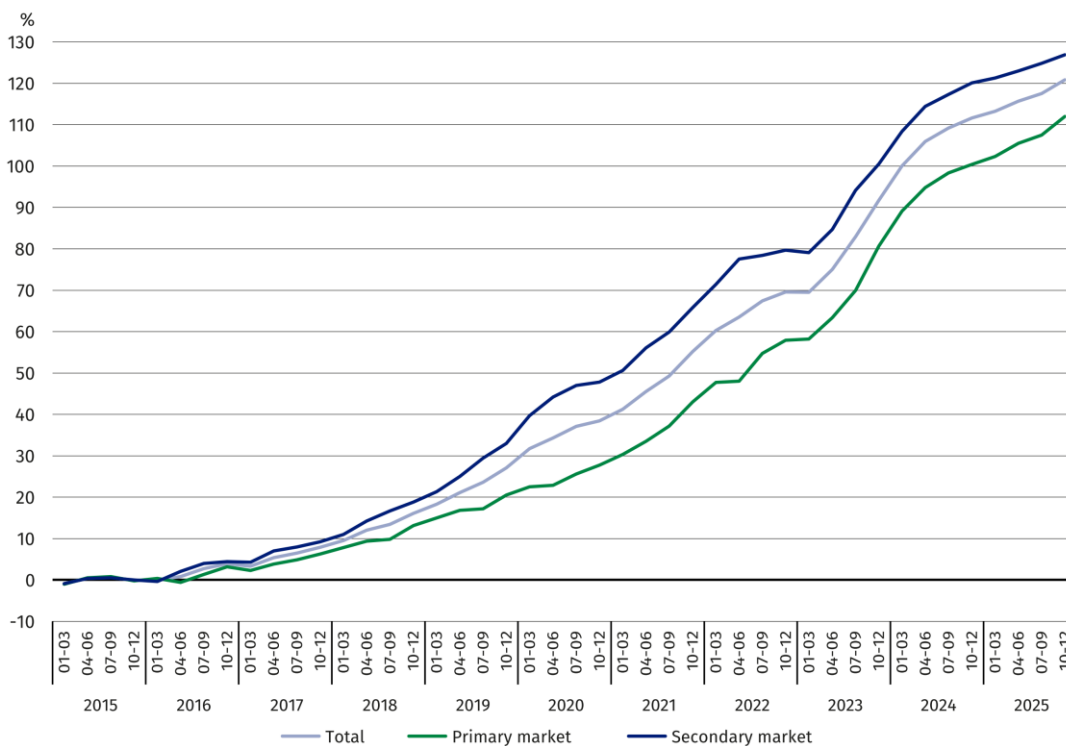


Chart 4. Changes in prices of residential premises compared to 2015



In the fourth quarter of 2025 prices of residential premises were by 120.8% higher compared to the average price for 2015 (of which on the primary market – by 112.0% and on the secondary market – by 126.9%)

Table 2. Price indices of residential premises by voivodships

Specification	Q4 2025	
	Q3 2025=100	Q4 2024=100
Poland	101.5	104.3
Dolnośląskie	99.9	102.4
Kujawsko-pomorskie	102.6	106.5
Lubelskie	101.1	104.2
Lubuskie	102.2	105.7
Łódzkie	100.0	102.5
Małopolskie	101.5	103.8
Mazowieckie	102.1	105.2
Opolskie	101.6	104.1
Podkarpackie	102.3	106.1
Podlaskie	101.7	105.3
Pomorskie	101.5	104.5
Śląskie	101.0	102.2
Świętokrzyskie	101.7	103.9
Warmińsko-mazurskie	101.8	105.1
Wielkopolskie	102.1	105.6
Zachodniopomorskie	102.3	105.1

In the fourth quarter of 2025, the highest increase in price of residential premises, compared to the corresponding period in 2024, was recorded in the Kujawsko-pomorskie Voivodship (by 6.5%)

In case of quoting Statistics Poland data, please provide information: "Source of data: Statistics Poland", and in case of publishing calculations made on data published by Statistics Poland, please include the following disclaimer: "Own study based on figures from Statistics Poland".

Prepared by:
Statistical Office in Szczecin

Director Magdalena Wegner

Phone: (+48 91) 459 77 00

Issued by:
Press Office

Mobile: (+48) 695 255 032


Phone: (+48 22) 608 38 04, (+48 22) 449 41 45,
(+48 22) 608 30 09

e-mail: obslugaprasowa@stat.gov.pl


 stat.gov.pl/en/

 @StatPoland

 @GlownyUrzadStatystyczny

 gus_stat

 glownyurządstatystycznygus

 glownyurządstatystyczny

Related information

[Price indices of residential premises by voivodships](#)

[Price of one square meter of usable floor space of a residential building in the fourth quarter of 2025](#)

[Real estate sales in 2024](#)

Data available in databases

[Knowledge Databases \(DBW\) – Economy – Prices – Real estate prices](#)

[Local Data Bank – Real estate market](#)

Terms used in official statistics

[Real estate turnover](#)

[Real Estate Price Register](#)

[Premises](#)

[Price indices of residential premises](#)