

Gross domestic product: updated quarterly estimate for the years 2024-2025

16.04.2026

Statistics Poland presents updated GDP estimate (annual and quarterly) for years 2024-2025.

The released data on GDP and its elements was revised in comparison with the previously published estimates on 02.03.2026. in accordance with making the final estimate of GDP for 2024, taking into account more complete information about the results for the whole 2025 year in terms of corporate finance, foreign trade in goods and services, developing data for April general government deficit and debt needs and the related revision of the non-financial quarterly accounts as well as the use of available data from administrative sources.

The result of the revised estimate of gross domestic product (annual and quarterly) are changes in absolute levels and growth rates of real GDP and its components.

The table 1 shows level of changes for growth rate of GDP seasonally unadjusted compared to data published on 02.03.2026.

Table 1. Seasonally unadjusted GDP growth rate, constant average prices of the previous year

Specification	2024					2025				
	Q1	Q2	Q3	Q4	Q1-4	Q1	Q2	Q3	Q4	Q1-4
GDP growth rate of 02.03.2026	102.3	103.4	102.8	103.5	103.0	103.2	103.3	103.8	104.0	103.6
GDP growth rate of 16.04.2026	102.5	103.6	103.0	103.7	103.2	103.2	103.3	103.8	104.1	103.6
Differences	+0.2	+0.2	+0.2	+0.2	+0.2	0.0	0.0	0.0	+0.1	0.0

The table 2 shows level of changes for growth rate of GDP seasonally adjusted compared to data published on 02.03.2026.

Table 2. Seasonally adjusted GDP growth rate, constant prices at reference year 2020

Specification	2024				2025			
	Q1	Q2	Q3	Q4	Q1	Q2	Q3	Q4
	Previous quarter = 100							
GDP growth rate of 02.03.2026	100.9	101.5	100.0	101.4	100.7	100.9	100.9	101.0
GDP growth rate of 16.04.2026	101.0	101.6	99.9	101.4	100.7	100.9	101.2	101.1
Differences	+0.1	+0.1	-0.1	0.0	0.0	0.0	+0.3	+0.1
	Corresponding period of the previous year = 100							
GDP growth rate of 02.03.2026	101.8	104.0	102.1	103.9	103.7	103.0	104.0	103.6
GDP growth rate of 16.04.2026	102.0	104.2	102.2	104.0	103.6	102.9	104.2	103.9
Differences	+0.2	+0.2	+0.1	+0.1	-0.1	-0.1	+0.2	+0.3

The revision did not have an impact on the growth rate in 2025 which amounted to 3.6%. A slight upward change in the growth rate (0.1 percentage points) was noted only in fourth quarter in 2025.

The table 3 presents level of changes in the volume growth rates of selected categories seasonally unadjusted compared to data published on 02.03.2026.

Table 3. Seasonally unadjusted growth rates of selected GDP categories, constant average prices of the previous year

Specification	2024					2025				
	Q1	Q2	Q3	Q4	Q1-4	Q1	Q2	Q3	Q4	Q1-4
Gross value added growth rate of 02.03.2026	101.8	102.1	102.0	102.3	102.1	102.2	102.9	103.4	103.5	103.0
Gross value added growth rate of 16.04.2026	102.0	102.3	102.3	102.5	102.3	102.3	103.0	103.4	103.7	103.1
Differences	+0.2	+0.2	+0.3	+0.2	+0.2	+0.1	+0.1	0.0	+0.2	+0.1
Domestic uses growth rate of 02.03.2026	102.2	105.4	104.3	105.7	104.5	104.3	104.1	103.7	104.3	104.1
Domestic uses growth rate of 16.04.2026	102.1	105.5	105.1	106.4	104.8	104.2	104.3	103.9	104.6	104.2
Differences	-0.1	+0.1	+0.8	+0.7	+0.3	-0.1	+0.2	+0.2	+0.3	+0.1
Household expenditure growth rate of 02.03.2026	103.9	104.2	100.2	103.6	102.9	102.6	104.5	103.5	104.2	103.7
Household expenditure growth rate of 16.04.2026	103.7	104.1	100.2	103.6	102.9	102.6	104.5	103.5	104.3	103.7
Differences	-0.2	-0.1	0.0	0.0	0.0	0.0	0.0	0.0	+0.1	0.0
Investments growth rate of 02.03.2026	104.0	105.0	97.2	94.9	99.1	106.4	99.3	107.1	104.7	104.3
Investments growth rate of 16.04.2026	105.2	106.3	98.6	96.2	100.4	105.9	97.5	106.8	106.6	104.4
Differences	+1.2	+1.3	+1.4	+1.3	+1.3	-0.5	-1.8	-0.3	+1.9	+0.1

The table 4 presents changes in the share of individual factors of economic growth compared to data published on 02.03.2026.

Table 4. Changes in the impact of the main factors of economic growth (percentage points)

Specification	2024					2025				
	Q1	Q2	Q3	Q4	Q1-4	Q1	Q2	Q3	Q4	Q1-4
GDP. data from 02.03.2026	2.3	3.4	2.8	3.5	3.0	3.2	3.3	3.8	4.0	3.6
GDP. data from 16.04.2026	2.5	3.6	3.0	3.7	3.2	3.2	3.3	3.8	4.1	3.6
Differences	+0.2	+0.2	+0.2	+0.2	+0.2	0.0	0.0	0.0	+0.1	0.0
Domestic uses. data from 02.03.2026	2.0	5.0	4.2	5.4	4.2	4.1	4.0	3.6	4.2	4.0
Domestic uses. data from 16.04.2026	2.0	5.1	4.8	6.0	4.5	4.0	4.1	3.7	4.4	4.1
Differences	0.0	+0.1	+0.6	+0.6	+0.3	-0.1	+0.1	+0.1	+0.2	+0.1
Household expenditure. data from 02.03.2026	2.3	2.4	0.2	1.8	1.7	1.6	2.6	2.0	2.1	2.1
Household expenditure. data from 16.04.2026	2.3	2.4	0.1	1.8	1.6	1.6	2.6	2.0	2.1	2.1
Differences	0.0	0.0	-0.1	0.0	-0.1	0.0	0.0	0.0	0.0	0.0
Investments. data from 02.03.2026	0.5	0.8	-0.5	-1.3	-0.2	0.8	-0.1	1.1	1.0	0.8
Investments. data from 16.04.2026	0.7	1.0	-0.2	-0.9	0.1	0.8	-0.4	1.1	1.5	0.8
Differences	+0.2	+0.2	+0.3	+0.4	+0.3	0.0	-0.3	0.0	+0.5	0.0
Net exports. data from 02.03.2026	0.3	-1.6	-1.4	-1.9	-1.2	-0.9	-0.7	0.2	-0.2	-0.4
Net exports. data from 16.04.2026	0.5	-1.5	-1.8	-2.3	-1.3	-0.8	-0.8	0.1	-0.3	-0.5
Differences	+0.2	+0.1	-0.4	-0.4	-0.1	+0.1	-0.1	-0.1	-0.1	-0.1

The attached Excel tables present quarterly data for 2022-2025.

The tables 1 and 2 presents volume growth rate of GDP and main aggregates at constant prices of 2020 seasonally unadjusted, seasonally adjusted as well as trend figures.

Detailed data for GDP time series and its elements at current prices as well as volume growth rates at constant average prices of the previous year (corresponding quarter of the previous year = 100) is presented in tables 3 and 4.

Table 5 includes contribution of individual components to GDP growth.

The full set of data are available on the website of Statistics Poland in the Poland macroeconomic indicators database: <https://stat.gov.pl/en/poland-macroeconomic-indicators/>

When quoting Statistics Poland data, please provide information: "Source of Statistics Poland", and when publishing calculations made on data published by Statistics Poland, please include the following disclaimer: "Own study based on figures Statistics Poland".







Prepared by:
National Accounts Department

Director Ewa Soroczyńska
Phone: (+48 22) 608 31 17

Issued by:
Press Office

Mobile: (+48) 695 255 032
Phone: (+48 22) 608 38 04, (+48 22) 449 41 45,
(+48 22) 608 30 09

e-mail: obslugaprasowa@stat.gov.pl

-  stat.gov.pl/en/
-  [@StatPoland](#)
-  [@GlownyUrzadStatystyczny](#)
-  [gus_stat](#)
-  [glownyurządstatystycznygus](#)
-  [glownyurządstatystyczny](#)

Related information

[Gross Domestic Product in the 4th quarter of 2025. Preliminary estimate](#)

Data available in databases

[Knowledge database-National Accounts](#)

Terms used in official statistics

[Gross domestic product](#)

[Gross value added](#)

[Gross capital formation](#)