

Public libraries in 2025

26.05.2026

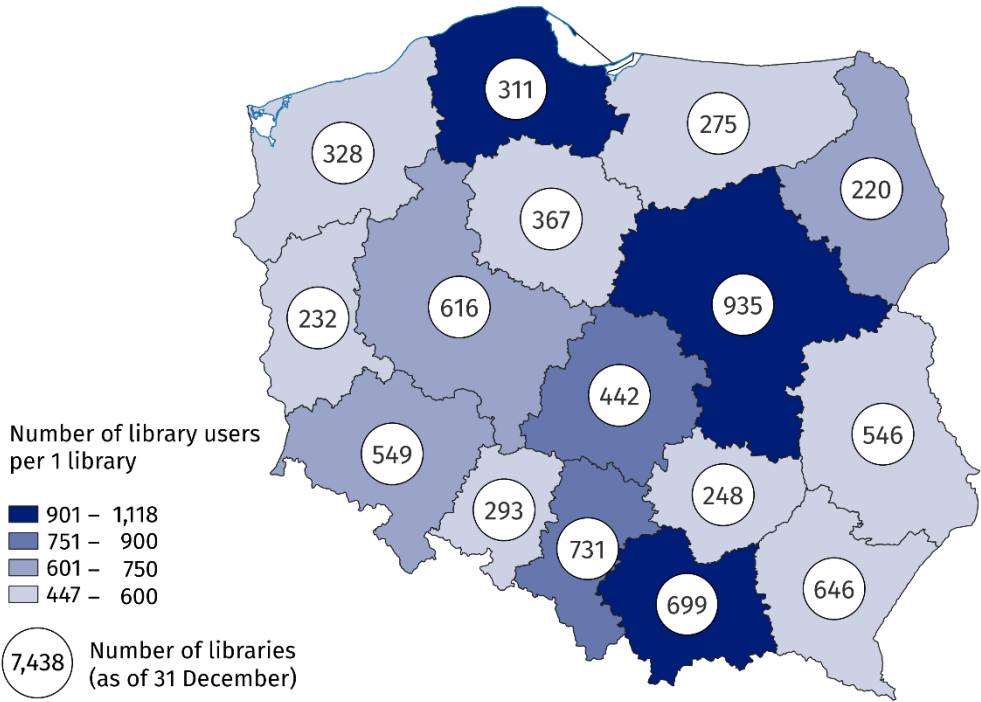
↑ 3.0%
 Increase in library users aged 60 years or more compared to 2024

As of the end of 2025, 7,438 public libraries¹ were operating, including 4,825 library branches. During the year, 5.4 million library users² (0.3% more than in 2024) borrowed 99.5 million volumes of the collection (0.6% more than in 2024).

The largest number of public libraries operated in Mazowieckie Voivodship (935), and the smallest number in Podlaskie Voivodship (220). Libraries also operated 675 library points, most of which were located in Lubelskie Voivodship (112). Nearly two-thirds of libraries (63.7%) operated in rural areas.

On average, one library had 164 square meters of library space and offered 16 seats in the reading room.

Map 1. Public libraries and library users in 2025



On average, there were 724 library users per one public library

¹ Including branches.

² A registered user in the library who borrowed at least one volume of collection during the reporting period.

Library collections

At the end of 2025, public libraries had a collection consisting of 123.9 million volumes, of which books accounted for the largest share (98.5%).

Libraries also had 6.2 million special collections, of which audio-visual materials were the largest group (56.6%). Compared to 2024, the number of audio-visual materials increased by 0.7%.

Library users and loans

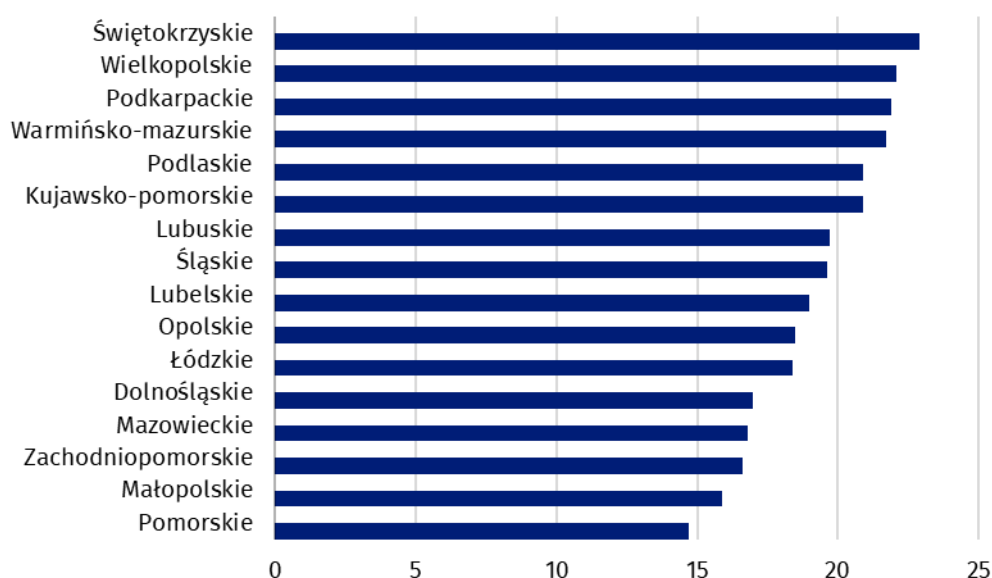
The number of registered users in the library, i.e. people who had an active account and a valid library card during the year, amounted to 6.5 million and remained at a similar level to the previous year.

In 2025, public libraries recorded 5.4 million library users, who borrowed 99.5 million volumes of the collection and 2.6 million library materials constituting special collections.

There were 19 volumes of loans of collection per library user, on average. The highest rate was recorded in Świętokrzyskie Voivodship (23), and the lowest in Pomorskie Voivodship (15).

On average, each library user borrowed 19 books from the collection

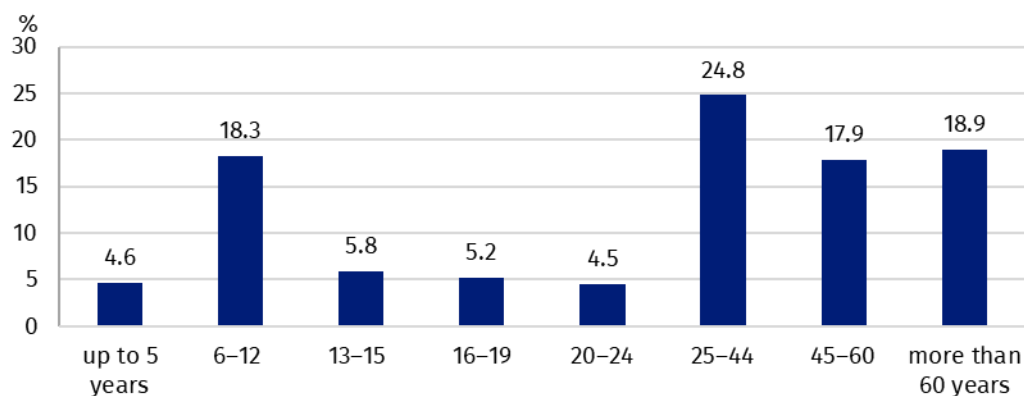
Chart 1. Loans of collection in volumes per 1 library user in public libraries by voivodeship in 2025



On average, there were 724 library users per one library – the highest rate was recorded in Pomorskie Voivodship (1,118) and the lowest in Podkarpackie Voivodship (447).

The largest group of library users in public libraries were people aged 25–44 (24.7%). The smallest share was among people aged 20–24 (4.5%). Compared to 2024, the largest increase in the number of library users was observed among people aged 60 years or more (by 3.0%), while the largest decrease was among people aged 20–24 (by 5.7%).

Chart 2. Public library users by age group in 2025



Other activities of libraries

In 2025, 168.5 thousand stationary events³ were held in public libraries, attended by 5.6 million participants. In addition, the average library spent 57 hours over the course of the year on various training and educational activities. Nationwide 4.5 million people participated in these trainings and educational activities.

Computerisation and electronic services

By the end of 2025, nearly all public libraries were equipped with computers (96.3%). Of the 48.7 thousand computers used by libraries, 43.6% were made available to users, and nearly all of them were connected to the Internet (96.8%). The computer library program was used by the majority of public libraries (87.4%).

The majority of libraries (89.8%) provide access to their offer through electronic services. These included, among others: an on-line catalogue (93.4%), remote placement of orders for library materials (74.1%), electronic notification of deadlines for the return of library materials (70.1%) and on-line registration of new library users (26.6%).

Employees in libraries

At the end of 2025, public libraries employed 22.1 thousand employees, including 15.0 thousand people in librarian positions. The majority of librarians (62.6%) had secondary or tertiary librarian education. Out of all library employees, 68.2% took part in trainings to improve their professional qualifications⁴.

On average, there was one employee with tertiary librarian education per one public library

Data presented in this study were compiled using the Library Report (symbol K-03). Information on the survey methodology can be found in the [Methodological report – Culture Statistics](#).

In the case of quoting data from the Statistics Poland, please provide information: "Statistics Poland data source", and in the case of publishing calculations made on data published by the Statistics Poland, please provide information: "Own study based on Statistics Poland data".

³ Library events of a community, special – occasion, or literary nature, organised for users.

⁴ Improving professional qualifications does not include training courses paid for by the employee.

Prepared by:
Statistical Office in Kraków

Director Agnieszka Szlubowska
Phone: (+48 12) 420 40 50

Issued by:
Press Office

Mobile: (+48) 695 255 032
Phone: (+48 22) 608 38 04, (+48 22) 449 41 45,
(+48 22) 608 30 09

e-mail: obslugaprasowa@stat.gov.pl

 stat.gov.pl/en/

 [@StatPoland](https://twitter.com/StatPoland)

 [@GlownyUrzadStatystyczny](https://www.facebook.com/GlownyUrzadStatystyczny)

 [@gus_stat](https://www.instagram.com/gus_stat)

 [@GlownyUrzadStatystycznyGUS](https://www.youtube.com/@GlownyUrzadStatystycznyGUS)

 [@Glowny Urząd Statystyczny](https://www.linkedin.com/company/Glowny-Urzad-Statystyczny)

Related information

[Culture and national heritage in 2024](#)

[Public libraries in 2024](#)

[Methodological report. Culture statistics](#)

Topic available in databases

[Knowledge Databases – Society – Culture](#)

[Local Data Bank – Culture – Libraries](#)

Terms used in the official statistics

[Library](#)

[Branch](#)

[Library collections](#)

[Collection](#)

[Audiovisual materials](#)

[Library user \(user actively borrowing items\)](#)