



Labour market in January 2026

Data on Mazowieckie Voivodship and m.st. Warszawa

Average employment and average monthly gross wages and salaries in the business enterprise sector

Average employment total



Mazowieckie Voivodship

1576
thousand ↓

m.st. Warszawa

1118
thousand ↓

Average wages and salaries total



Mazowieckie Voivodship

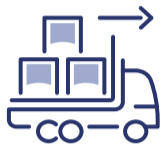
PLN 10345 ↑

m.st. Warszawa

PLN 10847 ↑

Highest decrease in wages and salaries (in %)

3



Transportation and storage

4

Highest increase in wages and salaries (in %)

9



Accommodation and catering

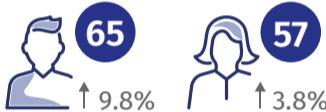
12



Transportation and storage

Registered unemployed persons at the end of month by sex and age

Mazowieckie Voivodship (in thousands)



Highest percentage of unemployed persons

24% men: 35-44 and 45-54 years
28% women: 35-44 years

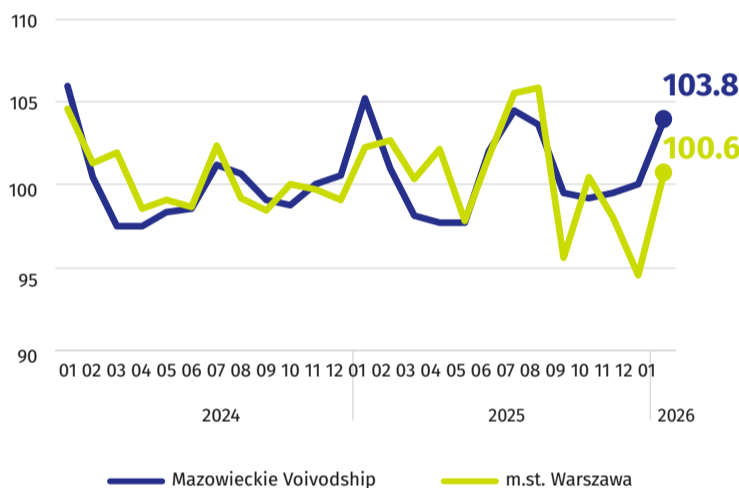
m.st. Warszawa (in thousands)



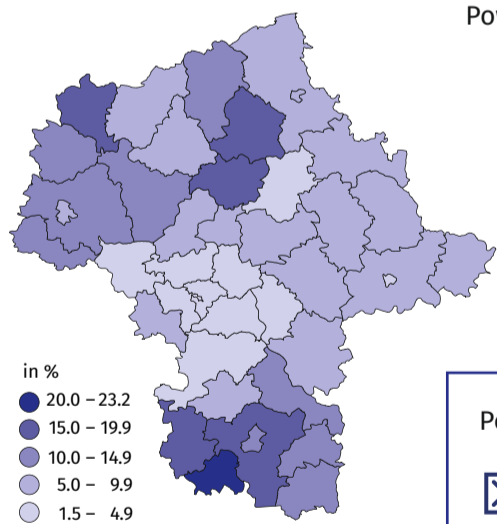
Highest percentage of unemployed persons

29% men: 45-54 years
31% women: 35-44 years

Indices of the number of registered unemployed persons at the end of month (previous month=100)



Registered unemployment rate



Powiats with highest unemployment rate

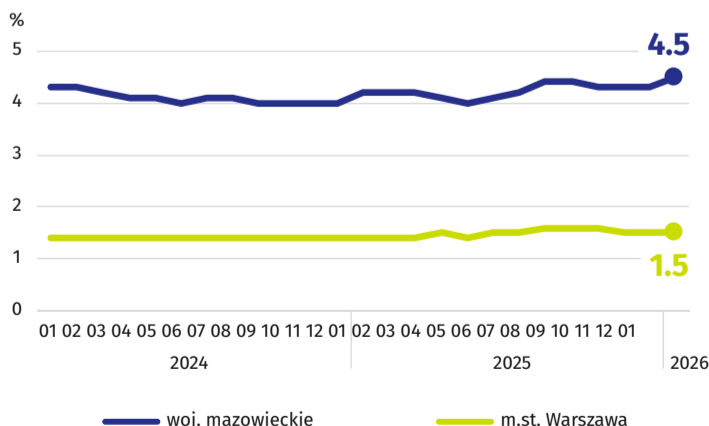
	in %	in pp
sztytowiecki	23.2	↓ 1.3
przysuski	19.0	↓ 0.2
radomski	17.4	↑ 0.6

Powiats with lowest unemployment rate


	in %	in pp
m.st. Warszawa	1.5	↑ 0.1
warszawski zachodni	2.0	↑ 0.3
pruszkowski	2.7	↑ 0.5

Powiats with highest increases in unemployment rate (in pp)

wołomiński	1.3	wyszowski	1.1	legionowski	1.0
------------	------------	-----------	------------	-------------	------------



Registered unemployment rate in regions of Mazowieckie Voivodship



Cities with powiat status with lowest and highest unemployment rate in Poland



Poznań
1.4%



Przemysł
10.5%

Rate the study



↑ ↓ increase/decrease compared to January 2025
* In enterprises employing more than 9 persons.

When publishing Statistical Office data - please indicate the source.