



Labour market in February 2026

Data on Mazowieckie Voivodship and m.st. Warszawa

Average employment and average monthly gross wages and salaries in the business enterprise sector*

Average employment total



Mazowieckie Voivodship

1573 ↓
thousand

Highest decrease in wages and salaries (in %)

3



Transportation and storage

4

Average wages and salaries total



Mazowieckie Voivodship

PLN 10618 ↑

m.st. Warszawa

PLN 11201 ↑

Highest increase in wages and salaries (in %)

10



Real estate activities

11

Registered unemployed persons at the end of month by sex and age

Mazowieckie Voivodship (in thousands)

67 ↑ 10.7% (men)
58 ↑ 4.7% (women)

Highest percentage of unemployed persons

24% men 35-44 and 45-54 years
28% women 35-44 years

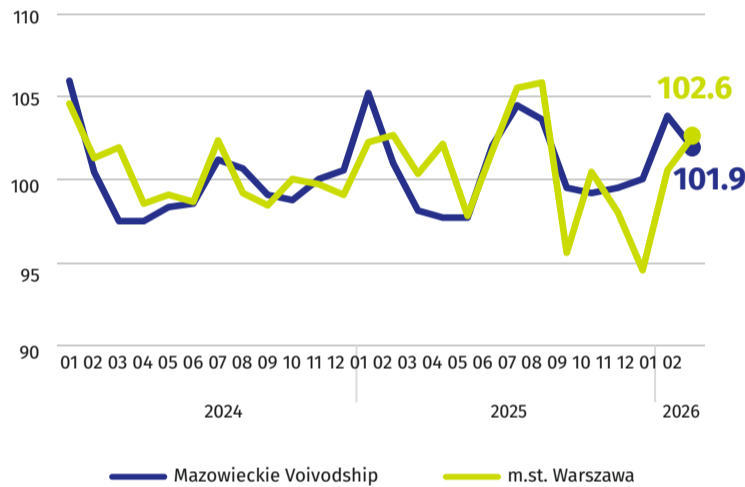
m.st. Warszawa (in thousands)

11 ↑ 4.0% (men)
10 ↑ 5.7% (women)

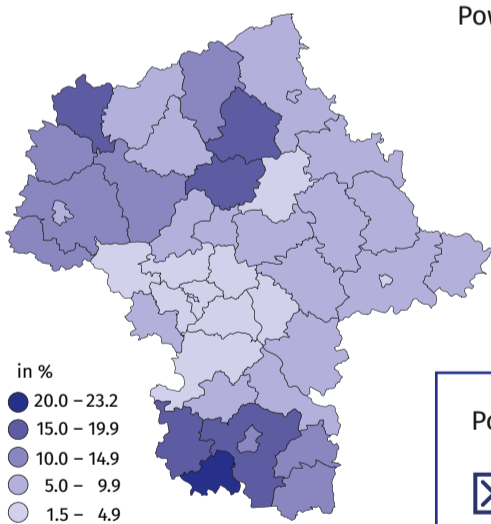
Highest percentage of unemployed persons

29% men 45-54 years
30% women 35-44 years

Indices of the number of registered unemployed persons at the end of month (previous month=100)



Registered unemployment rate



Powiaty with highest unemployment rate

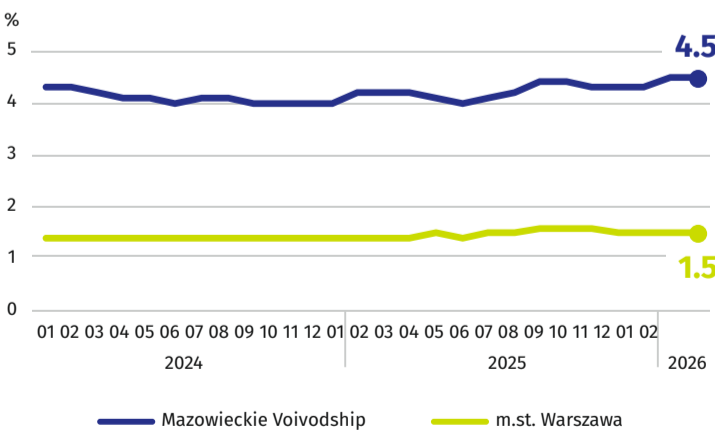
	in %	in pp
szydłowiecki	23.2	↓ 0.7
przysuski	18.9	↔
radomski	17.4	↑ 0.6

Powiaty with lowest unemployment rate


	in %	in pp
m.st. Warszawa	1.5	↑ 0.1
warszawski zachodni	2.0	↑ 0.2
pruszkowski	2.8	↑ 0.5

Powiaty with highest increases in unemployment rate (in pp)

wołomiński	1.3
pułtowski	1.2
płoński	0.9



Registered unemployment rate in regions of Mazowieckie Voivodship



Cities with powiat status with lowest and highest unemployment rate in Poland



Poznań; m.st. Warszawa
1.5%



Przemysł
11.2%

Rate the study



↑ ↓ ↔ increase/decrease/no changes compared to February 2025

* In enterprises employing more than 9 persons.

When publishing Statistical Office data - please indicate the source.