



Labour market in March 2026

Data on Mazowieckie Voivodship and m.st. Warszawa

Average employment and average monthly gross wages and salaries in the business enterprise sector*

Average employment total



Mazowieckie Voivodship

1569 ↓
thousand

m.st. Warszawa

1111 ↓
thousand

Average wages and salaries total



Mazowieckie Voivodship

PLN 11502 ↑

m.st. Warszawa

PLN 12411 ↑

Highest decrease in wages and salaries (in %)

2



Real estate activities

3



Accommodation and catering

Highest increase in wages and salaries (in %)

10



Industry

12

Registered unemployed persons at the end of month by sex and age

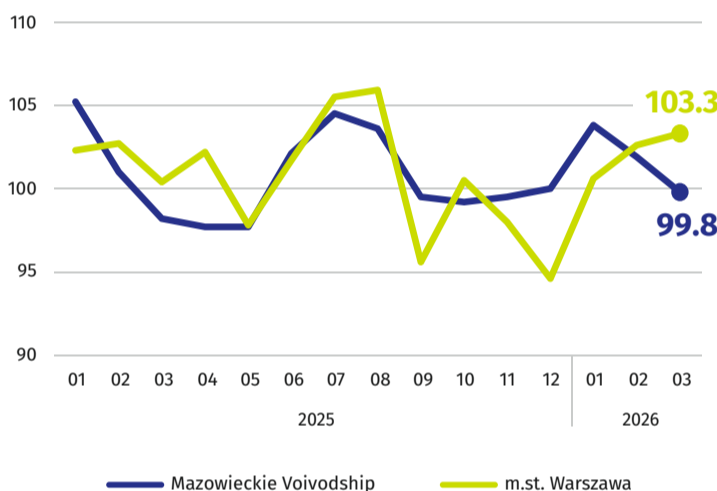
Mazowieckie Voivodship (in thousands)



Highest percentage of unemployed persons

24% men 35-44 and 45-54 years
29% women 35-44 years

Indices of the number of registered unemployed persons at the end of month (previous month=100)



m.st. Warszawa (in thousands)



Highest percentage of unemployed persons

29% men 45-54 years
31% women 35-44 years

Registered unemployment rate

Powiats with highest unemployment rate

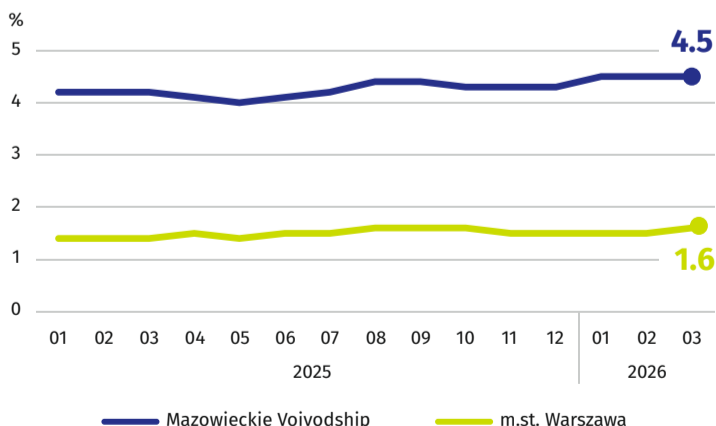
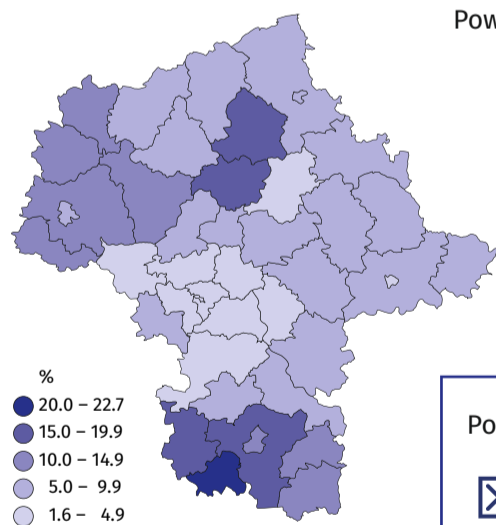
	in %	in pp
sztytowiecki	22.7	↓ 0.3
przysuski	18.5	↓ 0.1
radomski	17.3	↑ 0.7

Powiats with lowest unemployment rate


	in %	in pp
m.st. Warszawa	1.6	↑ 0.2
warszawski zachodni	2.0	↑ 0.2
pruszkowski	2.8	↑ 0.5

Powiats with highest increases in unemployment rate (in pp)

gostyniński	1.7
pułtusi	1.5
wołomiński	1.4



Registered unemployment rate in regions of Mazowieckie Voivodship



Cities with powiat status with lowest and highest unemployment rate in Poland



Poznań; m.st. Warszawa
1.6%



Przemysł
11.1%

Rate the study



↑ ↓ increase/decrease/no changes compared to March 2025

* In enterprises employing more than 9 persons.

When publishing Statistical Office data - please indicate the source.