

# Labour market in April 2026

Data on Mazowieckie Voivodship and m.st. Warszawa

## Average employment and average monthly gross wages and salaries in the business enterprise sector\*

Average employment total



Mazowieckie Voivodship

**1569** ↓  
thousand

m.st. Warszawa

**1110** ↓  
thousand

Average wages and salaries total



Mazowieckie Voivodship

**PLN 11175** ↑

m.st. Warszawa

**PLN 11787** ↑

Highest decrease in wages and salaries (in %)



Real estate activities



Accommodation and catering

Highest increase in wages and salaries (in %)



Trade; repair of motor vehicles



Transportation and storage

### Registered unemployed persons at the end of month by sex and age

Mazowieckie Voivodship (in thousands)

Men: **66** ↑ 13.8%  
Women: **58** ↑ 8.9%

Highest percentage of unemployed persons

**24%** men 35-44 and 45-54 years  
**29%** women 35-44 years

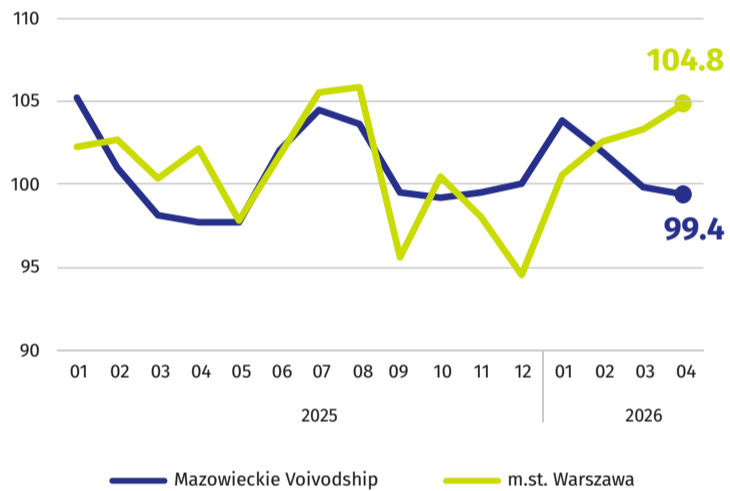
m.st. Warszawa (in thousands)

Men: **12** ↑ 9.0%  
Women: **11** ↑ 12.5%

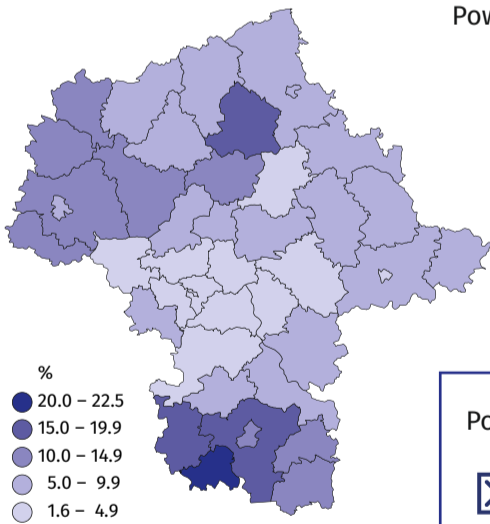
Highest percentage of unemployed persons

**28%** men 45-54 years  
**31%** women 35-44 years

### Indices of the number of registered unemployed persons at the end of month (previous month=100)



## Registered unemployment rate



Powiats with highest unemployment rate

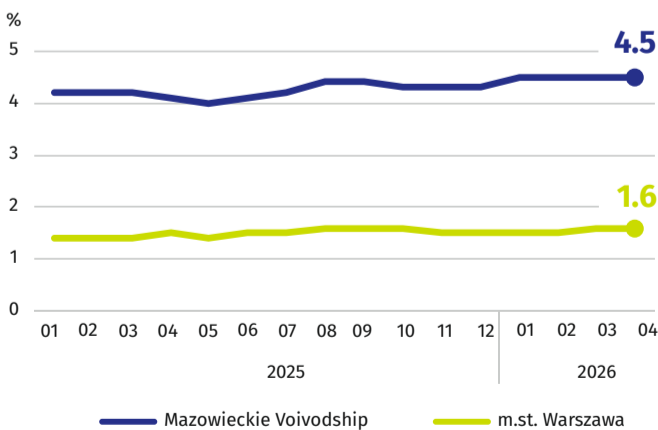
	in %	in pp
sztytowiecki	<b>22.5</b>	↑ 0.2
przysuski	<b>18.3</b>	↑ 0.2
radomski	<b>17.0</b>	↑ 0.6

Powiats with lowest unemployment rate


	in %	in pp
m.st. Warszawa	<b>1.6</b>	↑ 0.1
warszawski zachodni	<b>2.0</b>	↑ 0.3
pruszkowski	<b>2.8</b>	↑ 0.6

Powiats with highest increases in unemployment rate (in pp)

gostyniński	<b>2.2</b>	pułtuski	<b>1.7</b>	wyszowski	<b>1.6</b>
-------------	------------	----------	------------	-----------	------------



### Registered unemployment rate in regions of Mazowieckie Voivodship



Cities with powiat status with lowest and highest unemployment rate in Poland

Poznań; m.st. Warszawa **1.6%**

Przemysł **11.1%**

Rate the study



↑ ↓ increase/decrease compared to April 2025

\* In enterprises employing more than 9 persons.

When publishing Statistical Office data - please indicate the source.