

Statistics of Warszawa No. 4/2026

29 May 2026

In April 2026, there was a decrease in the average employment and an increase in the number of unemployed persons compared to the corresponding period of previous year. Sold production of industry was higher than a year ago, while construction and assembly production was lower. Compared to April of the previous year, there was an increase in both retail and wholesale sales. April 2026 was characterised by a higher number of dwellings completed than a year earlier.

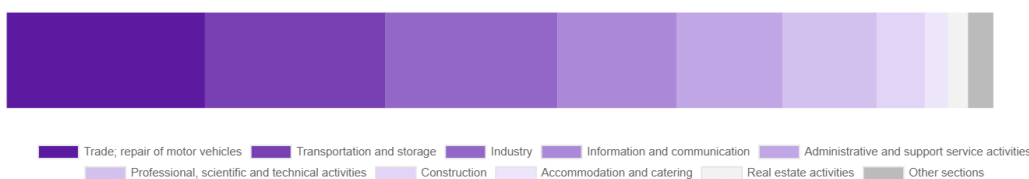
Average paid employment

Average paid employment in the enterprise sector in April 2026 amounted to 1110.1 thousand persons (converted into full-time equivalents) and was by 0.7 thousand persons, i.e. by 0.06% smaller than in March 2026, and by 5.1 thousand persons, i.e. by 0.5% smaller than in April 2025.

Compared to March 2026, the decrease in the average employment was recorded in the following sections: construction (by 0.8%), administrative and support service activities (by 0.6%), professional, scientific and technical activities (by 0.4%), real estate activities (by 0.1%).

Whereas an increase in the average employment was recorded in the sections: information and communication (by 0.3%), industry and accommodation and catering (by 0.2% each), transportation and storage (by 0.1%).

Chart 1. Structure of average paid employment by sections of PKD in April 2026



Compared to April 2025, a decrease in average employment was recorded in the sections: accommodation and catering (by 3.1%), real estate activities (by 2.2%), transportation and storage (by 1.6%), administrative and support service activities and trade; repair of motor vehicles (by 1.2% each).

An increase in average employment occurred in the sections: construction and professional, scientific and technical activities (by 1.9% each), information and communication as well as industry (by 0.1% each).

Registered unemployment*

At the end of April 2026, the number of registered unemployed persons amounted to 22304 and was by 1015 persons, i.e. by 4.8% larger than at the end of March 2026 and by 2144 persons, i.e. by 10.6% larger than in the corresponding period of 2025.

The number of registered unemployed women amounted to 10648, which accounted for 47.7% of the total unemployed (47.5% a month before, and 46.9% a year before) and 18.4% of unemployed women in Mazowieckie Voivodship. As compared to March 2026, the number of unemployed women increased by 539 persons, i.e. by 5.3% and compared to April 2025 increased by 1186 persons, i.e. by 12.5%.

The registered unemployment rate amounted to 1.6% (as in the previous month and 1.5% in the previous year), in Mazowieckie Voivodship it was 4.5% (as a month before and 4.1% a year before), while in the country at a level of 6.0% (6.1% a month before and 5.2% a year before).

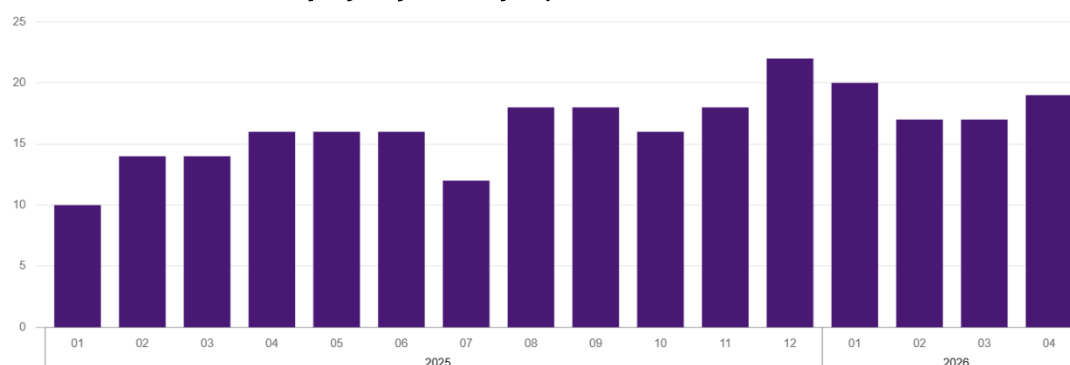
In April 2026, there were 3338 unemployed persons registered in labour offices (3612 in March 2026, and 2747 in April 2025). Registered unemployed persons accounted for 29.2% of the total registered unemployed in the Voivodship.

The number of persons registering for the first time amounted to 1375 (1446 a month before), which accounted for 41.2% of the total unemployed who registered in April 2026 and 41.4% of persons registering for the first time in the Voivodship. The share of persons terminated due to company reasons among unemployed persons registered in April 2026 amounted to 4.1% (in Mazowieckie Voivodship 5.3%), 3.1% a month before and 4.1% a year before.

In April 2026, 2323 persons were removed from unemployment rolls (2922 in March 2026, and 2321 in April 2025), which accounted for 19.1% of unemployed persons removed from unemployment rolls in Mazowieckie Voivodship. Out of the unemployed removed from unemployment rolls, 1246 persons took up work. Moreover, 738 persons lost their status of the unemployed as a result of not maintaining contact with the labour office at least once every 90 days. The reason for removing from the register was also starting training or traineeship, acquisition of retirement or pension rights, and others.

There were 19620 persons who were not entitled to the unemployment benefit, i.e. 88.0% of the total unemployed (17477 persons a year before, i.e. 86.7%), whereas 2684 unemployed persons were entitled to the unemployment benefit.

Chart 2. Number of unemployed persons per job offer (as of end of month)



* On 1 June 2025, the new Act on the Labour Market and Employment Services (Journal of Laws of 2025, item 620) entered into force, introducing changes to the rules for registering and recording unemployed persons. As a result, some published data has been adjusted to reflect the current legal status and statutory terminology, which may affect the comparability of current data with previous periods.

In April 2026, there were 1476 job offers submitted to labour offices, which accounted for 34.0% of job offers in Mazowieckie Voivodship and at the end this month the labour offices had job offers for 1190 persons. At the end of April 2026, there were 19 persons per one job offer (17 in the previous month), while in Mazowieckie Voivodship, there were 27 persons (as a month before) registered as unemployed.

Wages and salaries

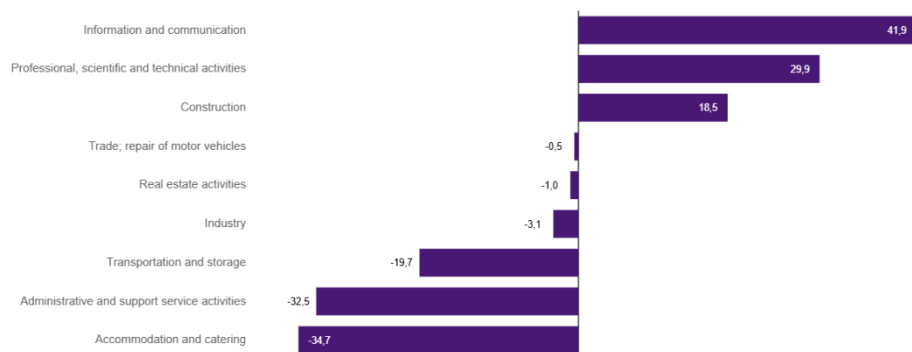
The average monthly gross wages and salaries in the enterprise sector in April 2026 amounted to PLN 11786.67 and were by 5.0% lower as compared to the previous month and by 6.0% higher than in the corresponding period of 2025.

Compared to March 2026, a decrease in the average gross wages and salaries was recorded in the following sections: real estate activities (by 14.3%), professional, scientific and technical activities (by 11.3%), accommodation and catering (by 9.3%), information and communication (by 8.9%), industry (by 7.1%), trade; repair of motor vehicles (by 6.0%), administrative and support service activities (by 5.8%).

Whereas an increase in average gross wages and salaries was recorded in the sections: construction (by 18.1%) and transportation and storage (by 2.1%).

Compared to April 2025, an increase in the average gross wages and salaries was recorded in the sections: transportation and storage (by 7.8%), trade; repair of motor vehicles (by 7.2%), professional, scientific and technical activities (by 6.4%), industry (by 6.1%), real estate activities (by 6.0%), construction and information and communication (by 5.0% each), accommodation and catering (by 3.8%), construction, administrative and support service activities (by 1.6%).

Chart 3. Relative deviations (in %) of monthly gross wages and salaries in selected sections from average wages and salaries in enterprise sector in Warszawa in April 2026



Construction

Sold production of construction in April 2026 amounted (at current prices) to PLN 5,512.3 million and compared to March 2026 was smaller by 4.1% and compared to the corresponding period of previous year it decreased by 16.2%.

In January-April 2026, sold production of construction reached the value of PLN 20,815.8 million, i.e. by 11.1% smaller than in the corresponding period of 2025.

Construction and assembly production in April 2026 amounted to PLN 1,338.9 million (at current prices) and accounted for 24.3% of sold production of construction. Compared to the previous month, construction and assembly production increased by 7.4%, and compared to April 2025 it was smaller by 7.0%.

In January-April 2026, construction and assembly production amounted to PLN 4,540.8 million and accounted for 21.8% of sold production of construction (20.5% a year before). Compared to the corresponding period of previous year, construction and assembly production was smaller by 5.4%.

The decrease in production in relation to the corresponding period of 2025 occurred in units dealing with specialised construction activities (by 10.9%) and civil engineering (by 8.2%), while an increase in production was recorded in units dealing with construction of buildings (by 1.3%).

Labour productivity measured by production per employed person in construction in April 2026 amounted to PLN 101.6 thousand and was by 3.3% lower than a month before and by 17.7% lower than in April 2025.

Trade

Retail sales in trade and non-trade enterprises in April 2026 (at current prices) were by 0.4% smaller than in March 2026 and by 2.9% higher compared to April 2025.

Compared to March 2026, the largest decrease was recorded in sales of motor vehicles, motorcycles, parts (by 15.6%), followed by textiles, clothing and footwear (by 7.1%), sales in the "others" group (by 6.6%), and sales of food, beverages and tobacco (by 1.3%).

Whereas an increase was recorded in sales of solid, liquid and gas fuels (by 7.9%), other retail sales in non-specialised stores (by 5.1%), sales of newspapers, books, other retail sales in specialised stores (by 4.9%), sales of pharmaceuticals, cosmetics, orthopedic equipment (by 3.1%), and sales of furniture, electronic goods and household equipment (by 1.5%).

Compared to April 2025, the largest increase was recorded in sales of solid, liquid and gas fuels (by 34.8%), and pharmaceutical, cosmetics, orthopaedic equipment (by 13.0%), sales in the "others" group (by 5.1%), other retail sales in non-specialised stores (by 4.5%).

Whereas a decrease was recorded in sales of food, beverages and tobacco (by 7.9%), sales of motor vehicles, motorcycles, parts (by 7.2%), sales of textiles, clothing and footwear (by 7.0%), sales of furniture, electronic goods and household equipment (by 4.2%), and sales of and also newspapers, books, other retail sales in specialised stores (by 4.2%).

In January-April 2026, retail sales increased by 5.0% compared to the corresponding period of 2025.

Wholesale in trade enterprises in April 2026 (at current prices) was by 14.4% smaller as compared to the previous month and by 10.3% higher than in April 2025, and in wholesale enterprises it was lower by 14.1% and higher by 17.2%, respectively.

In January-April 2026, retail units achieved wholesale that was 10.0% higher than a year ago, while wholesale enterprises achieved wholesale that was 15.7% higher.

Industry

The sold production of industry in April 2026 amounted to (in current prices) PLN 15,503.7 million and was (at constant prices) larger than in the corresponding month of 2025 by 1.7%. As compared to April 2025, an increase in sold production of industry was recorded in manufacturing by 1.2%.

In the period January-April 2026, sold production of industry amounted to PLN 64,488.9 million (at current prices) and was (at constant prices) higher by 6.3% than that achieved in the same period of 2025. In manufacturing, an increase in production by 6.7% was recorded.

Among the divisions classified as manufacturing, the increase in sales was recorded, among others, in: manufacture of textiles (by 76.8%), manufacture of beverages (by 29.4%), manufacture of furniture (by 28.2%), manufacture of computer, electronic and optical products (by 21.1%), other manufacturing (by 14.0%), manufacture of machinery and equipment n.e.c. (by 13.8%), manufacture of basic metals (by 12.3%), manufacture of food products (by 11.5%), repair and installation of machinery and equipment (by 10.8%), manufacture of rubber and plastic products (by 8.4%), manufacture of pharmaceutical products (by 7.1%), manufacture of motor vehicles, trailers and semi-trailers (by 4.0%), manufacture of metal products (by 2.4%), manufacture of chemicals and chemical products (by 2.0).

The decrease in sales was recorded, among others, in: manufacture of products of wood, cork, straw and wicker (by 21.9%), manufacture of coke and refined petroleum products (by 14.7%), manufacture of electrical equipment (by 13.7%), manufacture of wearing apparel (by 8.9%), manufacture of other non-metallic mineral products (by 5.6%), manufacture of paper and paper products (by 2.1%), printing and reproduction of recorded media (by 1.0%).

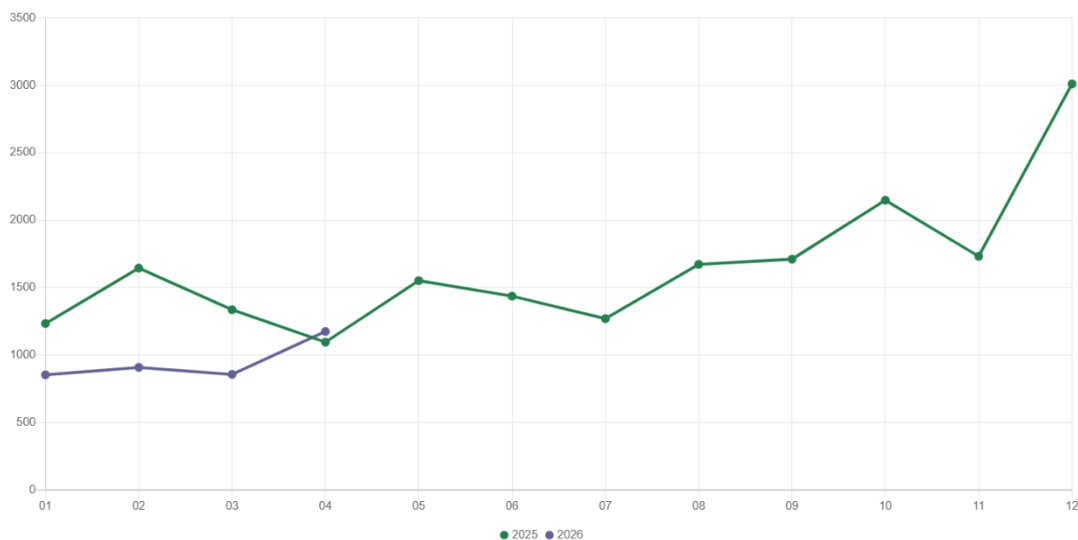
Labour productivity in industry measured by production per employed person, in January-April 2026 amounted to PLN 333.8 thousand (at current prices) and was – at constant prices – by 6.3% higher than in the previous year.

Residential construction

According to preliminary data, 1175 dwellings were completed in Warszawa in April 2026, i.e. by 7.2% more than in the previous year.

In the period January-April 2026, 3795 dwellings were completed (by 28.5% less than in the corresponding period of 2025), and 12053 dwellings in Mazowieckie Voivodship, i.e. 3.3% less than in January-April 2025. The number of dwellings completed in construction for sale or rent decreased from 5,053 to 3,488, a 31.0% decrease. However, there was an increase in private construction, from 194 to 207, a 6.7% increase. Furthermore, 100 dwellings were completed in company construction between January and April 2026.

Chart 4. Dwellings completed



In January-April 2026, construction begun in 3586 dwellings (by 28.8% less than in the corresponding period of 2025) of which: 3426 in construction for sale or rent, 160 in private construction.

In January-April 2026, the number of dwellings for which permits have been granted or which have been registered with a construction project amounted to 3802 (by 0.1% more than in the corresponding period of 2025), of which 155 dwellings in buildings built by private investors.

The average useful floor area of a dwelling completed in January-April 2026, amounted to 63.4 m² and increased by 4.3 m². In private construction, the average useful floor area of dwellings amounted to 158.8 m² (by 35.9 m² less than in the corresponding period of 2025), in construction for sale or rent – 58.5 m² (by 4.5 m² more), in company construction – 35.6 m².

Entities of the national economy

At the end of April 2026, there were 605987 entities of the national economy registered in the REGON register in Warszawa, which accounted for 55.1% of the total in Mazowieckie Voivodship. Compared with March 2026, the number of entities of the national economy increased by 1539 (i.e. by 0.3%), and compared to April 2025 increased by 21485 (i.e. by 3.7%).

As of the end of April this year, there were 273453 legal persons and organisational units without legal personality registered in the REGON register, of which 198490 commercial companies. The number of these entities increased by 0.4% each, respectively, compared to the previous month, and by 3.6% and 4.1%, respectively, on an annual basis.

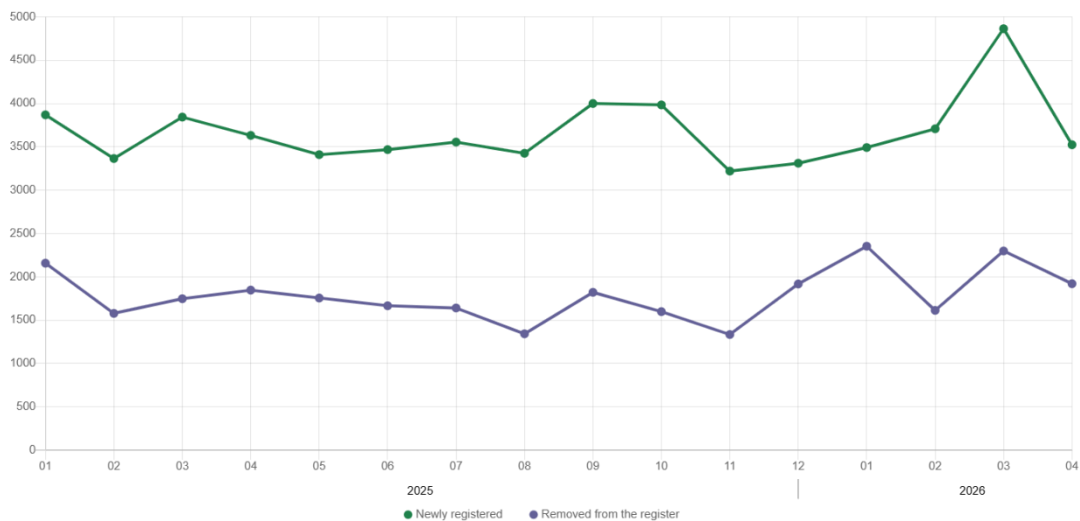
The number of registered natural persons conducting economic activity as of the end of April 2026 amounted to 332534 and compared to March 2026 it was higher by 0.2%, and compared to the corresponding period of the previous year increased by 3.8%.

In Warszawa, in April 2026, the most numerous were entities dealing with: professional, scientific and technical activities (19.4% of total registered units), trade; repair of motor vehicles (15.6%), as well as information and communication (13.0%).

Compared to March 2026, the number of entities increased, among others, in the sections: electricity, gas, steam and air conditioning supply and administrative and support service activities (by 0.7% each), public administration and defence; compulsory social security (by 0.6%), human health and social work activities (by 0.5%), information and communication (by 0.4%). Compared to April 2025, the largest increase in the number of entities was recorded, among others, in the sections: administrative and support service activities (by 9.6%), electricity, gas steam and air conditioning supply (by 6.7%), human health and social work activities (by 6.4%), education (by 6.1%), construction (by 5.4%), information and communication (by 4.7%), accommodation and catering (by 4.0%). However there was a decrease in the number of entities in the sections: mining and quarrying (by 1.3%), water supply; sewerage, waste management and remediation activities (by 1.3%), agriculture, forestry and fishing (by 1.1%), trade; repair of motor vehicles (by 0.5%).

In April 2026, 3524 new entities were entered into the REGON register, i.e. by 27.5% less than in the previous month. The newly registered entities were dominated by natural persons conducting economic activity – 1951 (by 41.1% less than in March 2026). The number of newly registered commercial companies was larger compared to the previous month by 3.4%, including the same number of limited liability companies as in the previous month, i.e. 1258.

Chart 5. Entities newly registered and removed from the register



In April 2026, 1921 entities were removed from the REGON register (compared to 2299 in the previous month), including 1415 natural persons conducting economic activity (by 14.0% less).

As of the end of April 2026, 75603 entities had suspended activity in the REGON register (by 0.8% more than a month before). The vast majority were natural persons conducting economic activity (90.6%).

When quoting Statistics Poland data, please provide the information: “Source of data: Statistics Poland”, and when publishing calculations made on data published by Statistics Poland, please include the following disclaimer: “Own study based on figures from Statistics Poland”.

Prepared by:
Statistical Office in Warszawa
Director Agnieszka Ajdyn
Phone: (+48 22) 464 23 15

Issued by:
Mazovian Centre for Regional Surveys
Information Centre
Mobile: (+48) 783 940 141

Press office in the Statistical Office
Mobile: (+48) 783 940 141
e-mail: m.kaluski@stat.gov.pl

-  warszawa.stat.gov.pl/en/
-  [@Warszawa_STAT](https://twitter.com/Warszawa_STAT)
-  [@UrzadStatystycznywWarszawie](https://www.facebook.com/@UrzadStatystycznywWarszawie)
-  [gus_stat](https://www.instagram.com/gus_stat)
-  [glownyurządstatystycznygus](https://www.youtube.com/glownyurządstatystycznygus)
-  [glownyurządstatystyczny](https://www.linkedin.com/company/glownyurządstatystyczny)

Related information

[Communications and Announcements](#)

Data available in databases

[Local Data Bank → Labour market](#)

Terms used in official statistics

[Registered unemployed persons](#)

[Registered unemployment rate](#)

[Average paid employment](#)

[Average monthly gross wages and salaries](#)

[Dwellings completed](#)

Evaluate
the study

