

Consumer price indices in May 2026

15.06.2026

3.1%

 price increase compared with
 May 2025

Consumer prices in May 2026 increased by 3.1% compared with the corresponding month of the previous year (with an increase of prices of services by 5.7% and goods by 2.1%). As related to the previous month consumer prices decreased by 0.3% (of which goods by 0.4% and services by 0.2%).

The consumer price index in May in annual terms (103.1) was the same as published in the flash estimate

NOTE: Starting with data for 2026, the CPI is calculated according to the international COICOP 2018 classification.

More information on the changes in the consumer price survey was published on the Statistics Poland website: [Current information on inflation](#).

Table 1. Consumer price indices in May 2026

SPECIFICATION	05 2026			01-05 2026	CONTRIBUTION OF CHANGES
	05 2025= =100	12 2025= =100	04 2026= =100	01-05 2025= =100	04 2026= =100
TOTAL	103.1	102.3	99.7	102.7	x
Food and non-alcoholic beverages	100.5	101.3	99.0	101.9	-0.25
Alcoholic beverages and tobacco	106.4	103.9	100.6	106.7	0.03
Clothing and footwear	96.6	99.5	99.1	96.9	-0.03
Housing, water, electricity, gas and other fuels	105.0	103.1	100.1	104.4	0.02
Furnishings, household equipment and routine household maintenance	99.1	100.5	100.1	98.8	0.01
Health	105.1	103.4	100.6	104.9	0.04
Transport	105.6	104.7	99.5	100.0	-0.05
Information and communication	104.5	102.6	99.4	104.0	-0.03
Recreation, sport and culture	105.6	102.2	97.9	104.4	-0.13
Education services	106.0	100.6	100.1	106.0	0.00
Restaurants and accommodation services	104.5	102.5	100.9	104.6	0.05
Insurance and financial services	101.1	98.4	100.7	100.1	0.01
Personal care, social protection and miscellaneous goods and services	101.7	102.3	100.2	101.6	0.01

A table with indices in more detail is available in the data file attached to this news release and in the [Knowledge Databases](#).

Contributions of price changes to the total consumer price index

In May of the current year, compared with the previous month, the highest contribution to the total consumer price index came from lower prices related to: Food and non-alcoholic beverages (by 1.0%), Recreation, sport and culture (by 2.1%) and Transport (by 0.5%), which decreased the index by: 0.25 pp, 0.13 pp and 0.05 pp, respectively. Higher prices related, among others, to Restaurants and accommodation services (by 0.9%), Health and Alcoholic beverages and tobacco (by 0.6% each) increased the index by 0.05 pp, 0.04 pp and 0.03 pp, respectively.

Compared with the corresponding month of the previous year, higher prices related, among others, to: Housing, water, electricity, gas and other fuels (by 5.0%), Transport and Recreation, sport and culture (by 5.6% each), Health (by 5.1%), Alcoholic beverages and tobacco (by 6.4%), Restaurants and accommodation services, as well as Information and communication (by 4.5% each) increased the index by: 1.01 pp, 0.56 pp, 0.34 pp, 0.32 pp, 0.31 pp, 0.25 pp and 0.22 pp, respectively. Lower prices related to Clothing and footwear (by 3.4%) and Furnishings, household equipment and routine household maintenance (by 0.9%) decreased the index by 0.13 pp and 0.05 pp, respectively.

Chart 1. Contribution of price changes of selected groups of consumer goods and services in May 2026 (change in pp compared with the previous period)

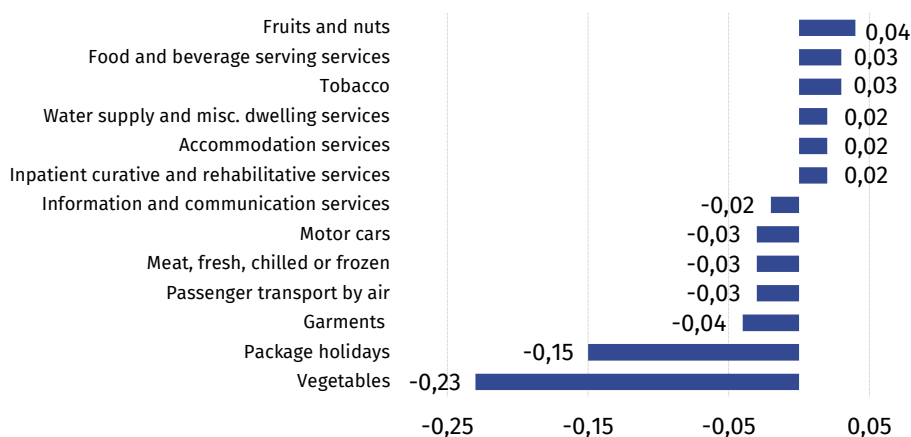


Chart 2. Weighting system used in the compilations of consumer price indices in 2026

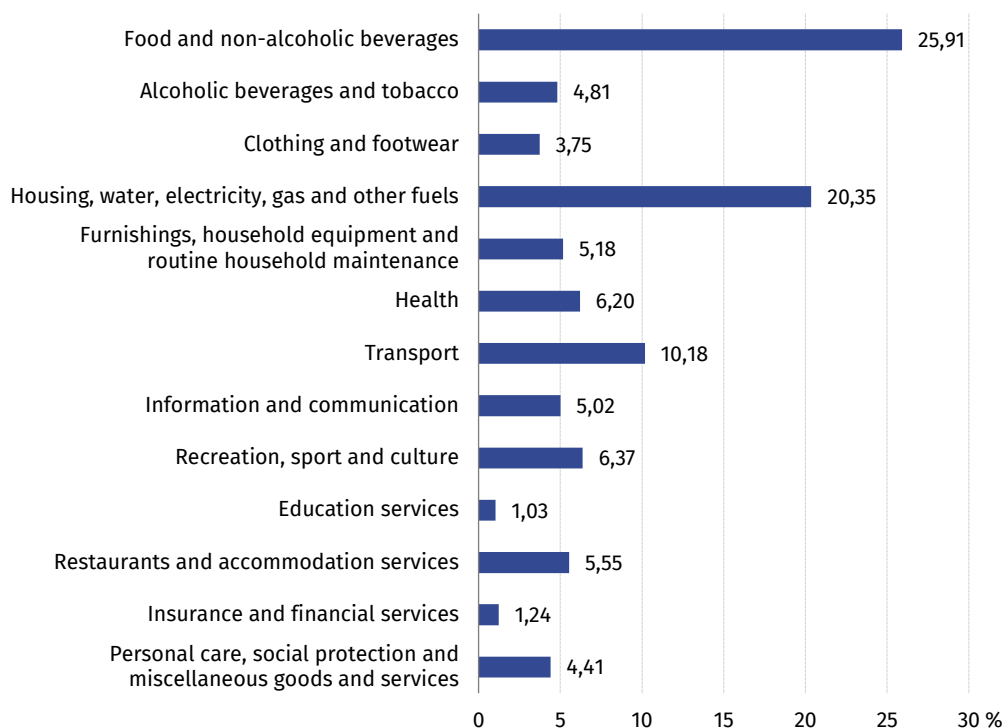


Chart 3. Changes in consumer prices as related to the previous month (in %)

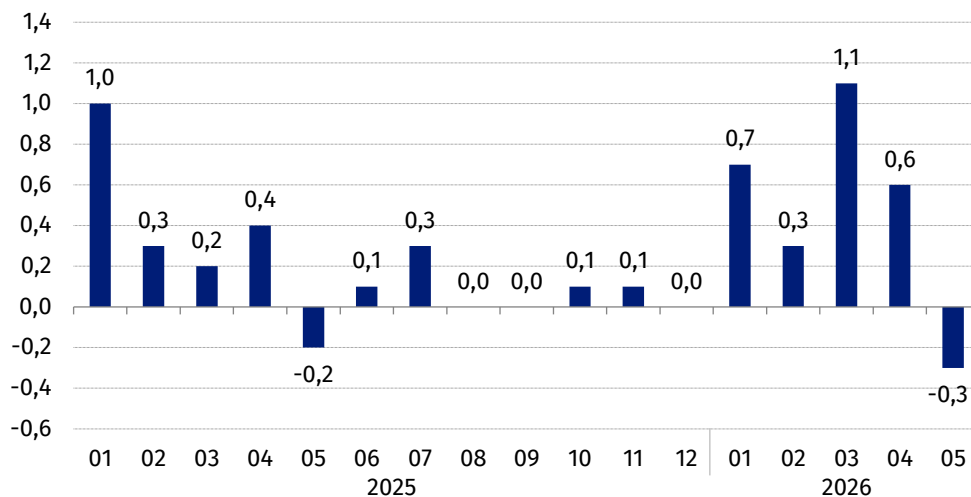
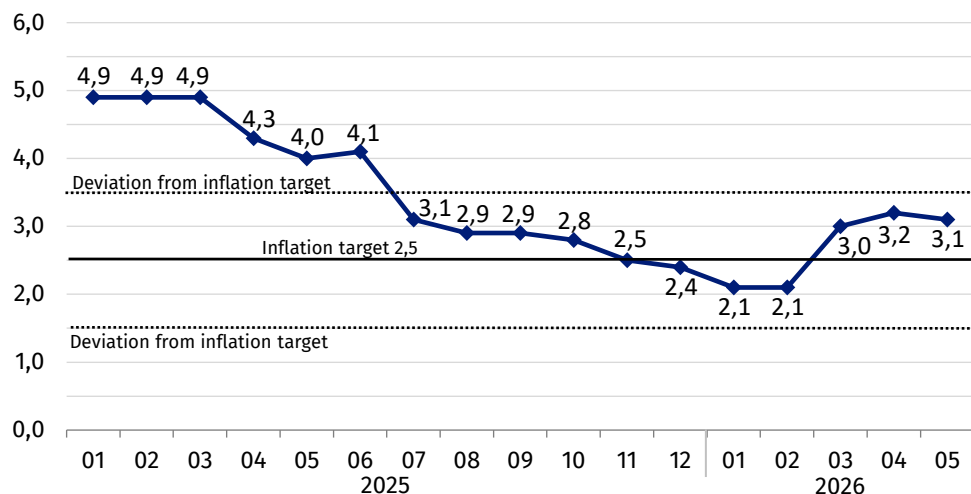
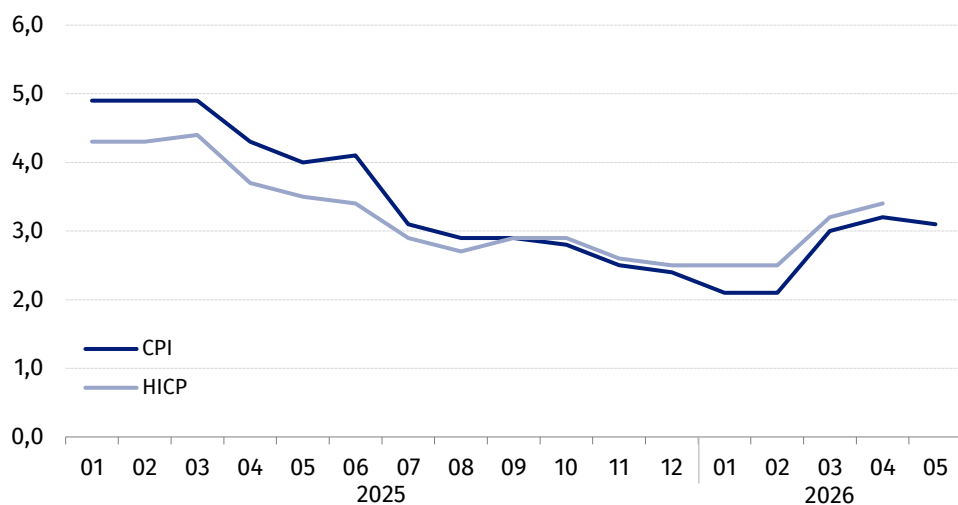


Chart 4. Changes in consumer prices as related to the corresponding period of the previous year (in %)



In May 2026 the consumer price index was within the deviations from inflation target determined by the Monetary Policy Council (2.5% +/- 1 pp)

Chart 5. Changes in prices according to consumer price index (CPI) and harmonised index of consumer prices (HICP) as related to the corresponding period of the previous year (in %)



In case of quoting Statistics Poland data. please provide information: "Source of data: Statistics Poland". and in case of publishing calculations made on data published by Statistics Poland. please include the following disclaimer: "Own study based on figures from Statistics Poland".

Prepared by:
Prices and Services Department
Director Ewa Adach-Stankiewicz
Phone: (+48 22) 608 31 24

Issued by:
Press Office
Mobile (+48) 695 255 032
Phone (+48 22) 608 38 04
(+48 22) 608 30 09
(+48 22) 449 41 45
e-mail: obslugaprasowa@stat.gov.pl

-  stat.gov.pl/en/
-  [@StatPoland](https://twitter.com/StatPoland)
-  [@GlownyUrzadStatystyczny](https://www.facebook.com/GlownyUrzadStatystyczny)
-  [@gus_stat](https://www.instagram.com/gus_stat)
-  [@GłównyUrządStatystycznyGUS](https://www.youtube.com/GlownyUrzadStatystycznyGUS)
-  [@Główny Urząd Statystyczny](https://www.linkedin.com/company/Glowny-Urzad-Statystyczny)

Related information

[Communications and Announcements](#)

[News releases](#)

[Information on the implementation of the COICOP 2018 classification with 2026 data](#)

[Information on the changes in the consumer price survey in 2026](#)

Data available in databases

[Knowledge Database Prices](#)

[Macroeconomic Data Bank](#)

[Local Data Bank](#)

[Price indices \(Topics: Prices. Trade\)](#)

[Prices \(Topics: Prices. Trade\)](#)

Terms used in official statistics

[Price index of consumer goods and services](#)

[Retail price](#)