

15.06.2026

Higher education in the 2025/2026 academic year

 **3.3%**

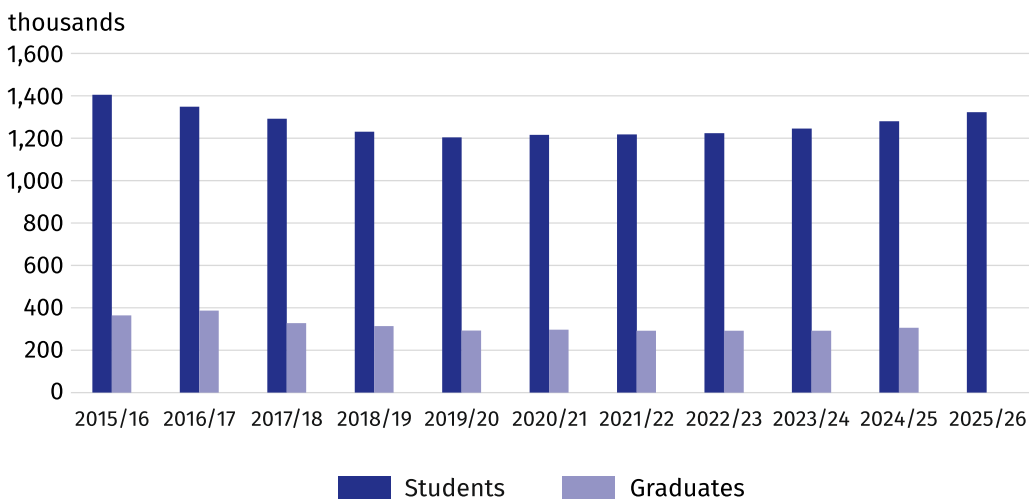
Increase in the number of students compared to the 2024/25 academic year

As of 31 December 2025, 1,322.8 thousand students were enrolled in higher education institutions in Poland, 42.7 thousand more than in the previous year. 306.6 thousand graduates received diplomas in the 2024/25 academic year, 14.6 thousand more than in 2023/24.

According to the POL-on register, the Integrated System of Information on Science and Higher Education, 345 higher education institutions operated in Poland in the 2025/26 academic year. This report covers 328 HEIs which submitted statistical reports.

The number of students systematically decreased from 1,405.1 thousand to 1,204.0 thousand in the 2015/16-2019/20 academic years. Since the 2020/21 academic year, an upward trend has been observed, with the number reaching 1,322.8 thousand people in 2025/26. The number of graduates declined steadily from 364.6 thousand in 2015/16 to 306.6 thousand in 2024/25.

Chart 1. Students and graduates of higher education institutions (including foreigners)



Compared to the 2015/16 academic year, the number of students decreased by 5.9%, while the number of graduates fell by 15.9%

Students

Women accounted for 58.2% of all students in the 2025/26 academic year. 818.2 thousand people were enrolled in full-time programmes (61.9% of all students), while 504.6 thousand people studied part-time. First-cycle programmes were chosen by 58.9% of all students (778.6 thousand people), while 20.0% (264.1 thousand) pursued second-cycle programmes, and 20.8% (275.4 thousand) – long-cycle programmes. The highest number of students – 21.8% (287.8 thousand) studied in Mazowieckie Voivodship, while the lowest number – 0.9% (12.2 thousand) was in Lubuskie Voivodship.

Business, administration and law with 22.1% of all students was the most frequently chosen broad field, followed by Health and welfare (14.7% respectively), Social sciences, journalism and information (14.4%) and Engineering, manufacturing and construction (12.3%).

61.9% of all students were enrolled in full-time programmes

101.6 thousand foreigners, including 49.9 thousand women, studied in Poland – a decrease of 6.5% compared to the previous academic year. Most foreigners came from European countries, primarily from Ukraine (46.7 thousand, 46.0% of all foreigners), Belarus (10.9 thousand – 10.7%) and Türkiye (4.8 thousand – 4.7%). A total of 95.2 thousand foreigners (87.6%) were enrolled in full-time programmes. Nearly one-third (33.0 thousand) of all foreign students studied at higher education institutions in Mazowieckie Voivodship.

Foreign students most often chose higher education institutions in Mazowieckie Voivodship

Table 1. Students by voivodships in the 2025/26 academic year

SPECIFICATION	Total	Of which females	In		Of total number – foreigners
			full-time programmes	part-time programmes	
POLAND	1322841	770074	818201	504640	101587
Dolnośląskie	140734	79899	73992	66742	8679
Kujawsko-Pomorskie	61562	38656	34285	27277	3438
Lubelskie	68914	41012	51207	17707	8615
Lubuskie	12171	6949	7876	4295	395
Łódzkie	73989	44266	44524	29465	5412
Małopolskie	157473	92360	114819	42654	9030
Mazowieckie	287763	164197	166804	120959	33029
Opolskie	17863	10236	12621	5242	1769
Podkarpackie	44258	24742	31098	13160	2881
Podlaskie	30924	18695	21470	9454	1641
Pomorskie	95448	56570	55426	40022	5228
Śląskie	117437	68060	74121	43316	8361
Świętokrzyskie	20551	12994	13219	7332	913
Warmińsko-Mazurskie	21877	12705	17006	4871	548
Wielkopolskie	137565	79407	74669	62896	9221
Zachodniopomorskie	34312	19326	25064	9248	2427

Graduates

306.6 thousand people, including 189.1 thousand (61.7%) women, obtained higher education diplomas in the 2024/25 academic year. Most graduates (204.5 thousand) completed long-cycle and first-cycle programmes, while second-cycle graduates accounted for 33.3%.

Graduates most often completed their studies in the following broad fields: Business, administration and law (24.9%), Health and welfare (13.2%), Social sciences, journalism and information (12.9%) and Engineering, manufacturing and construction (12.3%).

Among the 22.6 thousand foreign graduates, the largest group came from Ukraine (39.6%) and Belarus (12.2%). Women represented more than half of the foreign graduates (56.0%). 87.3% of foreign students completed full-time programmes, with the most common field being Business, administration and law (32.8% of all foreign graduates).

188.2 thousand graduates completed full-time programmes (61.4%), while 118.4 thousand – part-time programmes

Table 2. HEI graduates by broad fields of education in the 2023/24 academic year

SPECIFICATION	Total	Of which females
Total	306595	189086
Education	19163	15766
Arts and humanities	29807	21521
Social sciences, journalism and information	39539	27364
Business, administration and law	76355	48199
Natural sciences, mathematics and statistics	10343	6719
Information and Communication Technologies (ICTs)	18081	2955
Engineering, manufacturing and construction	37833	14073
Agriculture, forestry, fisheries and veterinary	4633	2904
Health and welfare	40600	32665
Services	23223	13917
Individual inter-field studies	7018	3003

Methodological notes

Data on students are presented as of 31 December.

Students were counted as many times as the number of programmes they were enrolled in. If a graduate completed two or more programmes in the academic year, they were also counted multiple times.

Student of a higher education institution – a person studying in the first-cycle, second-cycle or long-cycle programmes, registered as a student in higher education institutions, including students on dean's leave.

Graduate of a higher education institution – a person who obtained a diploma certifying the completion of studies (in the 2024/25 academic year, between 1 January and 31 December 2025). Graduates of second-cycle and long-cycle programmes are awarded the Master's degree (depending on the field of study), e.g. Master of Economics, Master of Philology, etc. and graduates of medical programmes obtain the professional titles of physician, dentist or veterinarian. Graduates of first-cycle programmes obtain (depending on the field of study) the Engineer's or Bachelor's degree.

Students and graduates by broad and narrow fields of education are presented according to the International Classification of Fields of Education and Training ISCED-F 2013.

Students and graduates by voivodships are presented according to the seat of higher education institutions together with their branches.

Information on foreign students in total concerns foreign students planning to study in Poland for at least one academic year.

When quoting Statistics Poland data, please provide the information: "Source of data: Statistics Poland", and when publishing calculations made on data published by Statistics Poland, please include the following disclaimer: "Own study based on figures from Statistics Poland".




Prepared by:
Statistical Office in Gdańsk

Director Jerzy Auksztol
Phone (+48 58) 76 83 130

Issued by:
Press Office

Mobile: (+48) 695 255 032
Phone: (+48 22) 608 38 04, (+48 22) 449 41 45,
(+48 22) 608 30 09

e-mail: obslugaprasowa@stat.gov.pl

-  stat.gov.pl/en/
-  [@StatPoland](https://twitter.com/StatPoland)
-  [@GlownyUrzadStatystyczny](https://www.facebook.com/GlownyUrzadStatystyczny)
-  [gus_stat](https://www.instagram.com/gus_stat)
-  [glownyurządstatystycznygus](https://www.youtube.com/glownyurządstatystycznygus)
-  [glownyurządstatystyczny](https://www.linkedin.com/company/glownyurządstatystyczny)

Related information

[Higher education and its finance in 2024](#)

Data available in databases

[Local Data Bank - Higher education](#)

Terms used in official statistics

[Student](#)

[Degree programmes](#)

[Full-time programmes](#)

[Part-time programmes](#)