

# Statistics of Warszawa No. 3/2026

29 April 2026

In March 2026, there was a decrease in the average employment and an increase in the number of unemployed persons compared to the corresponding period of previous year. Sold production of industry was higher than a year ago, while construction and assembly production was lower. Compared to March of the previous year, there was an increase in both retail and wholesale sales. March 2026 was characterised by a lower number of dwellings completed than a year earlier.

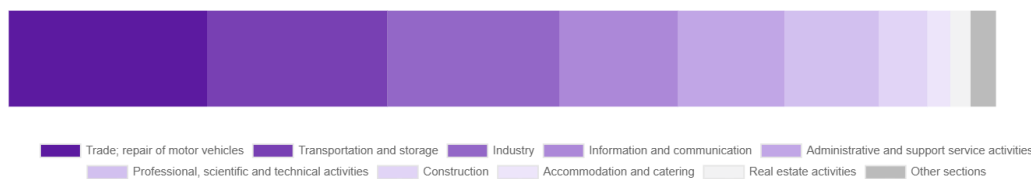
## Average paid employment

Average paid employment in the enterprise sector in March 2026 amounted to 1110.8 thousand persons (converted into full-time equivalents) and was by 3.3 thousand persons, i.e. by 0.3% smaller than in February 2026, and by 2.8 thousand persons, i.e. by 0.2% smaller than in March 2025.

Compared to February 2026, the decrease in the average employment was recorded in the following sections: administrative and support service activities (by 2.4%), accommodation and catering (by 0.6%), transportation and storage (by 0.3%), real estate activities (by 0.2%).

Whereas an increase in the average employment was recorded in the section of construction (by 0.8%).

**Chart 1. Structure of average paid employment by sections of PKD in March 2026**



Compared to March 2025, a decrease in average employment was recorded in the sections: accommodation and catering (by 3.0%), real estate activities (by 2.6%), transportation and storage (by 1.9%), trade; repair of motor vehicles (by 1.2%), administrative and support service activities (by 0.2%).

An increase in average employment occurred in the sections: construction (by 3.0%), professional, scientific and technical activities (by 2.5%), industry (by 0.5%).

## Registered unemployment\*

At the end of March 2026, the number of registered unemployed persons amounted to 21289 and was by 690 persons, i.e. by 3.3% larger than at the end of February 2026 and by 1555 persons, i.e. by 7.9% larger than in the corresponding period of 2025.

The number of registered unemployed women amounted to 10109, which accounted for 47.5% of the total unemployed (47.6% a month before, and 46.8% a year before) and 17.4% of unemployed women in Mazowieckie Voivodship. As compared to February 2026, the number of unemployed women increased by 311 persons, i.e. by 3.2% and compared to March 2025 increased by 874 persons, i.e. by 9.5%.

The registered unemployment rate amounted to 1.6% (1.5% in the previous month and 1.4% in the previous year), in Mazowieckie Voivodship it was 4.5% (as a month before and 4.2% a year before), while in the country at a level of 6.1% (as a month before and 5.4% a year before).

In March 2026, there were 3612 unemployed persons registered in labour offices (3027 in February 2026, and 2864 in March 2025). Registered unemployed persons accounted for 28.6% of the total registered unemployed in the Voivodship.

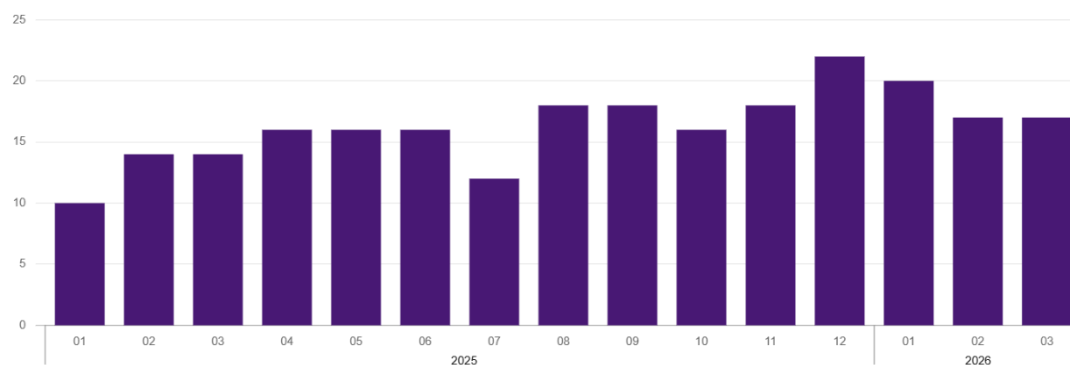
The number of persons registering for the first time amounted to 1446 (1189 a month before), which accounted for 40.0% of the total unemployed who registered in March 2026 and 38.7% of

persons registering for the first time in the Voivodship. The share of persons terminated due to company reasons among unemployed persons registered in March 2026 amounted to 3.1% (in Mazowieckie Voivodship 4.1%), 2.9% a month before and 4.1% a year before.

In March 2026, 2922 persons were removed from unemployment rolls (2510 in February 2026, and 2789 in March 2025), which accounted for 22.7% of unemployed persons removed from unemployment rolls in Mazowieckie Voivodship. Out of the unemployed removed from unemployment rolls, 1517 persons took up work. Moreover, 1077 persons lost their status of the unemployed as a result of not maintaining contact with the labour office at least once every 90 days. The reason for removing from the register was also starting training or traineeship, acquisition of retirement or pension rights, and others.

There were 18729 persons who were not entitled to the unemployment benefit, i.e. 88.0% of the total unemployed (17123 persons a year before, i.e. 86.8%), whereas 2560 unemployed persons were entitled to the unemployment benefit.

**Chart 2. Number of unemployed persons per job offer (as of end of month)**



\* On 1 June 2025, the new Act on the Labour Market and Employment Services (Journal of Laws of 2025, item 620) entered into force, introducing changes to the rules for registering and recording unemployed persons. As a result, some published data has been adjusted to reflect the current legal status and statutory terminology, which may affect the comparability of current data with previous periods.

In March 2026, there were 1670 job offers submitted to labour offices, which accounted for 30.1% of job offers in Mazowieckie Voivodship and at the end this month the labour offices had job offers for 1255 persons. At the end of March 2026, there were 17 persons per one job offer (as in the previous month), while in Mazowieckie Voivodship, there were 27 persons (36 a month before) registered as unemployed.

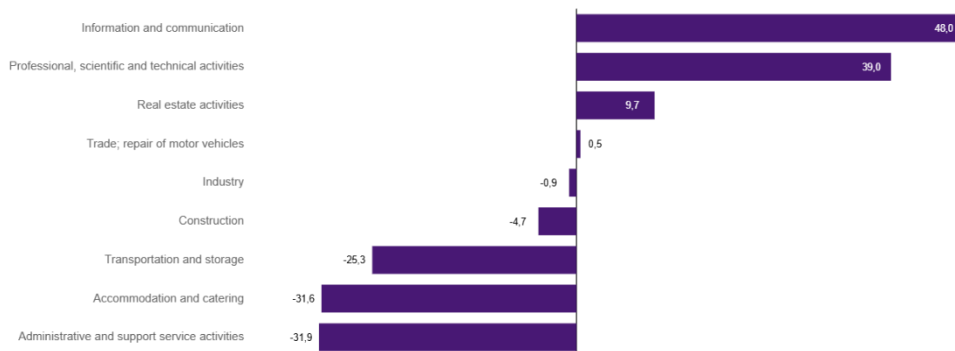
## Wages and salaries

The average monthly gross wages and salaries in the enterprise sector in March 2026 amounted to PLN 12410.85 and were by 10.8% higher as compared to the previous month and by 7.0% higher than in the corresponding period of 2025.

Compared to February 2026, an increase in the average gross wages and salaries was recorded in the following sections: professional, scientific and technical activities (by 16.7%), industry (by 16.6%), real estate activities (by 16.3%), accommodation and catering (by 13.0%), information and communication (by 12.7%), construction (by 11.5%), administrative and support service activities (by 8.6%), trade; repair of motor vehicles (by 7.1%), transportation and storage (by 2.8%).

Compared to March 2025, an increase in the average gross wages and salaries was recorded in the sections: industry (by 11.6%), real estate activities (by 9.2%), accommodation and catering (by 8.0%), information and communication (by 7.0%), construction (by 6.7%), trade; repair of motor vehicles and transportation and storage (by 6.4% each), professional, scientific and technical activities (by 3.7%), administrative and support service activities (by 3.1%).

**Chart 3. Relative deviations (in %) of monthly gross wages and salaries in selected sections from average wages and salaries in enterprise sector in Warszawa in March 2026**



### Construction

Sold production of construction in March 2026 amounted (at current prices) to PLN 5,745.2 million and compared to February 2026 was larger by 25.2% and compared to the corresponding period of previous year it decreased by 9.3%.

In January-March 2026, sold production of construction reached the value of PLN 15,137.2 million, i.e. by 9.6% smaller than in the corresponding period of 2025.

Construction and assembly production in March 2026 amounted to PLN 1,246.2 million (at current prices) and accounted for 21.7% of sold production of construction. Compared to the previous month, construction and assembly production increased by 33.0%, and compared to March 2025 it was smaller by 1.3%.

In January-March 2026, construction and assembly production amounted to PLN 3,141.2 million and accounted for 20.8% of sold production of construction (20.0% a year before). Compared to the corresponding period of previous year, construction and assembly production was smaller by 6.1%.

The decrease in production in relation to the corresponding period of 2025 occurred in units dealing with civil engineering (by 11.1%), and specialised construction activities (by 9.2%), while an increase in production was recorded in units dealing with construction of buildings (by 1.2%)

Labour productivity measured by production per employed person in construction in March 2026 amounted to PLN 105.1 thousand and was by 24.2% higher than a month before and by 11.9% lower than in March 2025.

### Trade

Retail sales in trade and non-trade enterprises in March 2026 (at current prices) were by 21.5% larger than in February 2026 and by 10.7% higher compared to March 2025.

Compared to February 2026, the largest increase was recorded in sales of textiles, clothing and footwear (by 35.4%), sales of furniture, electronic goods and household equipment (by 28.8%), sales of solid, liquid and gas fuels (by 28.2%), sales of newspapers, books, other retail sales in specialised stores (by 23.2%), sales of motor vehicles, motorcycles, parts (by 20.9%), sales of food, beverages and tobacco (by 19.1%), followed by other retail sales in non-specialised stores (by 15.8%), sales in the "others" group (by 10.8%), and sales of pharmaceuticals, cosmetics, orthopedic equipment (by 5.4%).

Compared to March 2025, the increase was recorded in sales of solid, liquid and gas fuels (by 26.7%), and other retail sales in non-specialised stores (by 19.2%), sales in the "others" group (by 18.2%), sales of textiles, clothing and footwear (by 12.7%), sales of pharmaceutical, cosmetics, orthopaedic equipment (by 12.0%), and also newspapers, books, other retail sales in specialised stores (by 5.8%), sales of food, beverages and tobacco (by 3.3%), sales of furniture, electronic goods and household equipment (by 2.2%), sales of motor vehicles, motorcycles, parts (by 1.5%).

In January-March 2026, retail sales increased by 5.9% compared to the corresponding period of 2025.

Wholesale in trade enterprises in March 2026 (at current prices) was by 21.6% larger as compared to the previous month and by 19.2% higher than in March 2025, and in wholesale enterprises it was higher by 21.6% and higher by 22.7%, respectively.

In January-March 2026, retail units achieved wholesale that was 11.4% higher than a year ago, while wholesale enterprises achieved wholesale that was 17.2% higher.

## Industry

The sold production of industry in March 2026 amounted to (in current prices) PLN 17,650.0 million and was (at constant prices) larger than in the corresponding month of 2025 by 12.4%. As compared to March 2025, an increase in sold production of industry was recorded in manufacturing by 13.9%.

In the period January-March 2026, sold production of industry amounted to PLN 48,321.5 million (at current prices) and was (at constant prices) higher by 6.8% than that achieved in the same period of 2025. In manufacturing, an increase in production by 7.5% was recorded.

Among the divisions classified as manufacturing, the increase in sales was recorded, among others, in: manufacture of textiles (by 68.6%), repair and installation of machinery and equipment (by 40.5%), other manufacturing (by 39.7%), manufacture of beverages (by 39.0%), manufacture of furniture (by 33.4%), manufacture of computer, electronic and optical products (by 26.6%), manufacture of machinery and equipment n.e.c. and manufacture of basic metals (by 10.5% each), manufacture of food products (by 9.4%), manufacture of motor vehicles, trailers and semi-trailers (by 9.1%), manufacture of rubber and plastic products (by 5.3%), manufacture of pharmaceutical products (by 4.9%), manufacture of chemicals and chemical products (by 3.3), printing and reproduction of recorded media (by 0.9%).

The decrease in sales was recorded, among others, in: manufacture of products of wood, cork, straw and wicker (by 21.9%), manufacture of electrical equipment (by 13.6%), manufacture of other non-metallic mineral products (by 12.8%), manufacture of coke and refined petroleum products (by 9.4%), manufacture of wearing apparel (by 3.4%), manufacture of paper and paper products (by 2.6%), manufacture of metal products (by 1.3%).

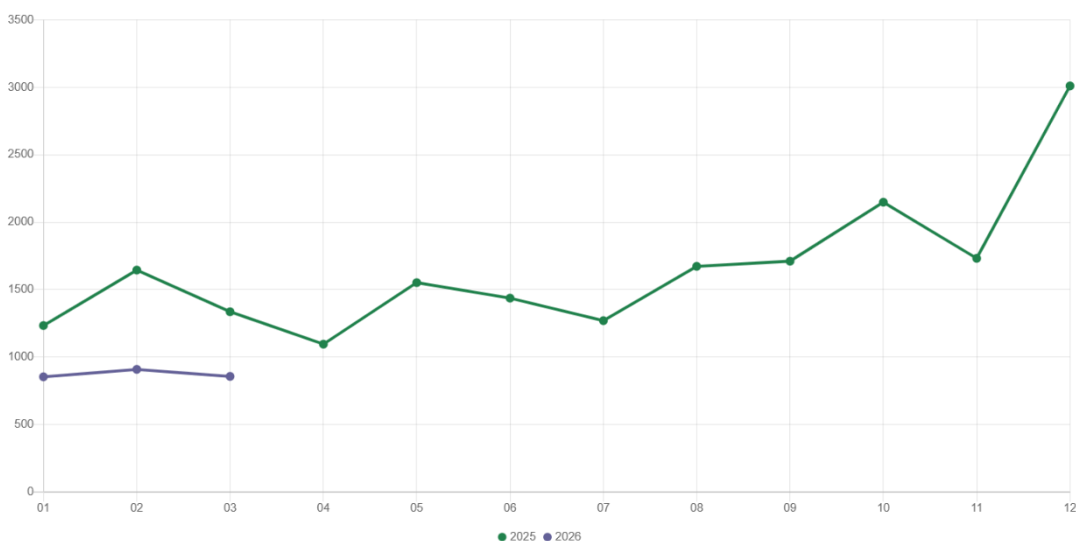
Labour productivity in industry measured by production per employed person, in January-March 2026 amounted to PLN 250.4 thousand (at current prices) and was – at constant prices – by 6.4% higher than in the previous year.

## Residential construction

According to preliminary data, 857 dwellings were completed in Warszawa in March 2026, i.e. by 35.9% less than in the previous year.

In the period January-March 2026, 2620 dwellings were completed (by 37.8% less than in the corresponding period of 2025), and 9062 dwellings in Mazowieckie Voivodship, i.e. 6.4% less than in January-March 2025.

**Chart 4. Dwellings completed**



In January-March 2026, construction begun in 2923 dwellings (by 30.3% less than in the corresponding period of 2025) of which: 2819 in construction for sale or rent, 104 in private construction.

In January-March 2026, the number of dwellings for which permits have been granted or which have been registered with a construction project amounted to 2745 (by 13.3% less than in the corresponding period of 2025), of which 104 dwellings in buildings built by private investors.

The average useful floor area of a dwelling completed in January-March 2026, amounted to 64.5 m<sup>2</sup> and increased by 5.3 m<sup>2</sup>. In private construction, the average useful floor area of dwellings amounted to 173.3 m<sup>2</sup> (by 28.1 m<sup>2</sup> less than in the corresponding period of 2025), in construction for sale or rent – 59.9 m<sup>2</sup> (by 6.2 m<sup>2</sup> more), in company construction – 35.6 m<sup>2</sup>.

### **Entities of the national economy**

At the end of March 2026, there were 604448 entities of the national economy registered in the REGON register in Warszawa, which accounted for 55.1% of the total in Mazowieckie Voivodship. Compared with February 2026, the number of entities of the national economy increased by 2381 (i.e. by 0.4%), and compared to March 2025 increased by 21729 (i.e. by 3.7%).

As of the end of March this year, there were 272421 legal persons and organisational units without legal personality registered in the REGON register, of which 197609 commercial companies. The number of these entities increased by 0.3% and 0.4%, respectively, compared to the previous month, and by 3.5% and 4.1%, respectively, on an annual basis.

The number of registered natural persons conducting economic activity as of the end of March 2026 amounted to 332027 and compared to February 2026 it was higher by 0.5%, and compared to the corresponding period of the previous year increased by 3.9%.

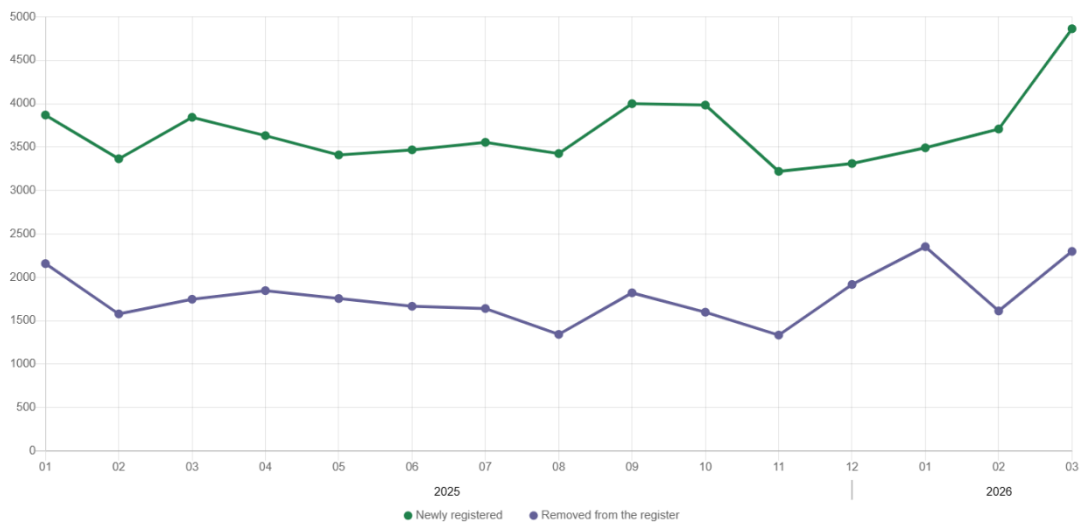
In Warszawa, in March 2026, the most numerous were entities dealing with: professional, scientific and technical activities (19.4% of total registered units), trade; repair of motor vehicles (15.6%), as well as information and communication (13.0%).

Compared to February 2026, the number of entities increased, among others, in the sections: administrative and support service activities (by 1.2%), construction (by 0.7%), activities of extraterritorial organisations and bodies and education (by 0.6% each), transportation and storage and human health and social work activities (by 0.5% each), accommodation and catering, other service activities, information and communication as well as professional, scientific and technical activities (by 0.4% each). However there was a decrease in the number of entities in the sections of water supply; sewerage, waste management and remediation activities (by 0.3%).

Compared to March 2025, the largest increase in the number of entities was recorded, among others, in the sections: administrative and support service activities (by 9.8%), electricity, gas, steam and air conditioning supply (by 6.7%), human health and social work activities (by 6.5%), education (by 6.3%), construction (by 5.7%). Whereas a decrease was noted in the sections: water supply; sewerage, waste management and remediation activities (by 1.5%), agriculture, forestry and fishing (by 1.3%) and trade; repair of motor vehicles (by 0.5%).

In March 2026, 4863 new entities were entered into the REGON register, i.e. by 31.1% more than in the previous month. The newly registered entities were dominated by natural persons conducting economic activity – 3311 (by 37.4% more than in February 2026). The number of newly registered commercial companies was larger compared to the previous month by 19.3%, including limited liability companies larger by 21.8%.

**Chart 5. Entities newly registered and removed from the register**



In March 2026, 2299 entities were removed from the REGON register (compared to 1613 in the previous month), including 1646 natural persons conducting economic activity (by 59.5% more).

As of the end of March 2026, 74977 entities had suspended activity in the REGON register (by 0.6% more than a month before). The vast majority were natural persons conducting economic activity (90.7%).

When quoting Statistics Poland data, please provide the information: “Source of data: Statistics Poland”, and when publishing calculations made on data published by Statistics Poland, please include the following disclaimer: “Own study based on figures from Statistics Poland”.

Prepared by:  
**Statistical Office in Warszawa**  
**Director Agnieszka Ajdyn**  
Phone: (+48 22) 464 23 15

Issued by:  
**Mazovian Centre for Regional Surveys**  
**Information Centre**  
Mobile: (+48) 783 940 141

**Press office in the Statistical Office**  
Mobile: (+48) 783 940 141  
**e-mail: [m.kaluski@stat.gov.pl](mailto:m.kaluski@stat.gov.pl)**

-  [warszawa.stat.gov.pl/en/](http://warszawa.stat.gov.pl/en/)
-  [@Warszawa\\_STAT](https://twitter.com/Warszawa_STAT)
-  [@UrzadStatystycznywWarszawie](https://www.facebook.com/@UrzadStatystycznywWarszawie)
-  [gus\\_stat](https://www.instagram.com/gus_stat)
-  [glownyurządstatystycznygus](https://www.youtube.com/glownyurządstatystycznygus)
-  [glownyurządstatystyczny](https://www.linkedin.com/company/glownyurządstatystyczny)

#### Related information

[Communications and Announcements](#)

#### Data available in databases

[Local Data Bank → Labour market](#)

#### Terms used in official statistics

[Registered unemployed persons](#)

[Registered unemployment rate](#)

[Average paid employment](#)

[Average monthly gross wages and salaries](#)

[Dwellings completed](#)

**Evaluate**  
the study

