

Stationary social welfare facilities in Opolskie Voivodship in 2025

1 July 2026

 **3.9%**

Increase in the number of social welfare facilities in relation to 2024

At the end of 2025, in Opolskie Voivodship, there were 80 operating social welfare facilities in which there were 5.1 thousand places and there were 4.7 thousand residents living in there. Compared to 2024, there was an increase in the number of facilities and number of places in them as well as in the number of their residents.

At the end of 2025 in Opolskie Voivodship there were 80 stationary social welfare facilities, which accounted for 3.4% of all facilities of this kind in the country. Their number increased by 3.9% compared to 2024.

Chart 1. Stationary social welfare facilities

As of 31 December

SPECIFICATION	2024	2025	
		in absolute numbers	2024=100
Stationary social welfare facilities (without branches)	77	80	103.9
Places	4899	5097	104.0
Residents	4543	4731	104.1

Out of all stationary social welfare facilities operating at the end of 2025 in Opolskie Voivodship, the largest number was that of facilities ensuring 24-hour care to disabled, chronically ill or aged persons within the scope of economic and statutory activity (32 facilities), followed by social assistance houses (29). There were also 9 shelters for homeless persons, 3 houses for mothers with underage children and pregnant women, 3 night shelters and 4 other facilities.

The most facilities were located in Strzelecki Powiat (12) as well as in the city of Opole and Nyski Powiat (11 each). There were 9 operational facilities in Kędzierzyńsko-Kozielski Powiat. In other powiats the number of facilities varied between 2 and 7.

At the end of December 2025, majority, i.e. 92.2% of stationary social assistance facilities had buildings adapted to the needs of persons with disabilities. The most common amenities in the buildings were elevators and bathrooms adapted to the needs of persons with disabilities. Over a half of facilities had rooms/rooms with bathrooms adapted to the needs of persons with disabilities as well as ramps, driveways and platforms facilitating the entrance to the building. Only 7 facilities, mostly homeless shelters, did not have any facilities with amenities for persons with disabilities.

At the end of 2025, the most facilities were located in the Strzelecki Powiat

Stationary social welfare facilities operating within Opolskie Voivodship, at the end of 2025, had 5.1 thousand places for residents and their number increased by 4.0% an annual basis. Among all available places in social welfare facilities, 60.3% were in social assistance houses, 25.1% in facilities ensuring 24-hour care for disabled, chronically ill or aged persons within the scope of economic or statutory activity while 7.3% in homeless shelters. Houses for mothers with underage children and pregnant women, night shelters and other stationary social welfare facilities jointly had 7.3% of all places.

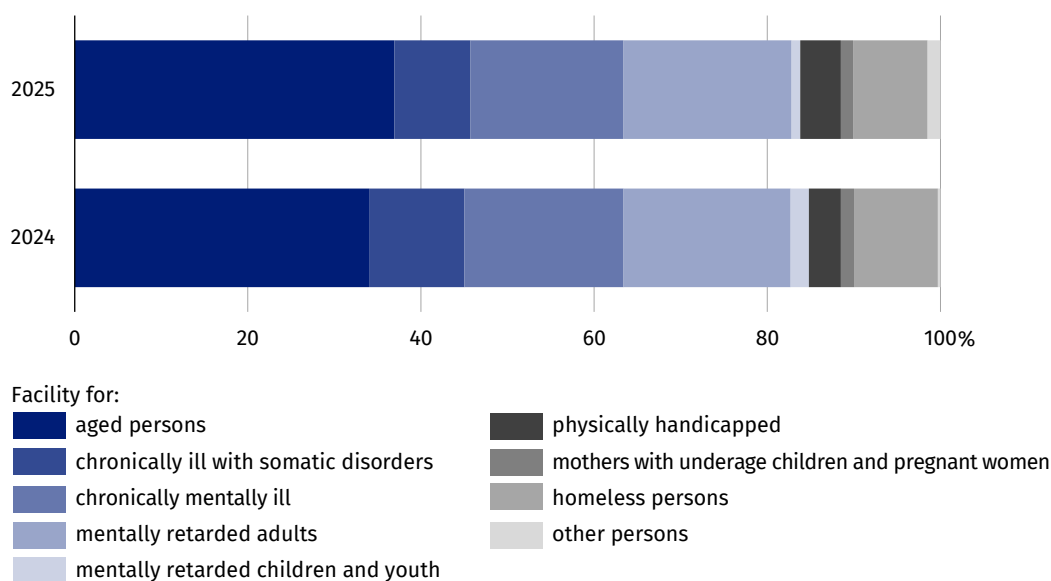
Over 60% of all places in stationary social welfare facilities are places in social assistance houses

The largest number of places were in facilities located in Głubczycki Powiat, followed by Strzelecki and Nyski powiats, while the lowest one in Krapkowicki and Namysłowski powiats. Per 10 thousand population, the most places in stationary social welfare facilities were in Głubczycki Powiat (233.4), while the least in Krapkowicki Powiat (17.3). This indicator amounted to 52.2 for Opolskie Voivodship versus 37.0 for the country. In terms of this indicator, Opolskie Voivodship was ranked on the 1st place in the country.

At the end of 2025, in stationary social welfare facilities there were a total of 4.7 thousand residents (of which 50.9% were men) and their number increased by 4.1% compared to 2024. Among all occupants 63.1% are residents of social assistance houses. There were 25.3% persons in facilities providing 24-hour care for disabled, chronically ill or aged persons within the scope of economic or statutory activity, while in homeless shelters 7.2% of all persons inhabiting stationary social welfare facilities.

The most residents of stationary social welfare facilities (36.9%) lived in facilities for aged persons, followed by facilities for the chronically mentally ill adults (19.4%). The lowest number of residents stayed in facilities for the chronically mentally ill children and youth (1.0%).

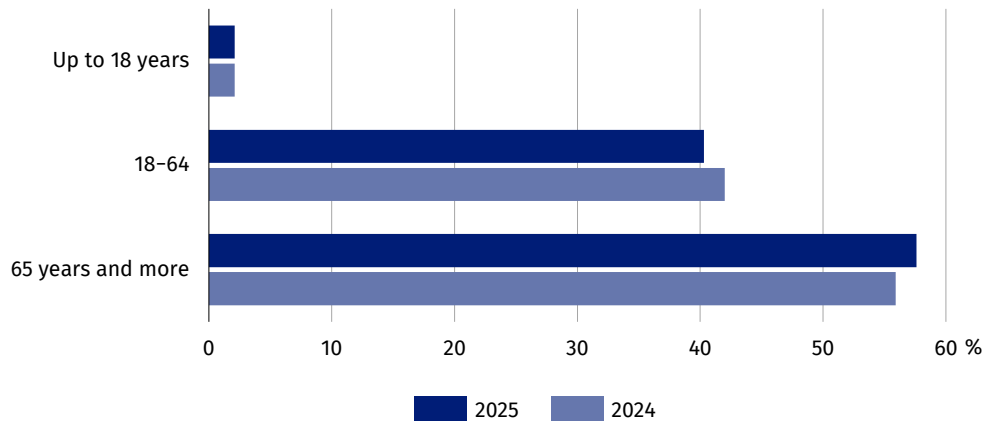
Chart 1. Residents of stationary social welfare facilities by groups of residents
As of 31 December



Over a half (57.6%) of residents in stationary social welfare facilities at the end of 2025 in the voivodship were persons over 65 years of age. Every fourth resident was a person aged 40-59 years. The least numerous group were residents aged up to 18 years (2.1%).

Chart 2. Residents of stationary social welfare facilities by age groups

As of 31 December

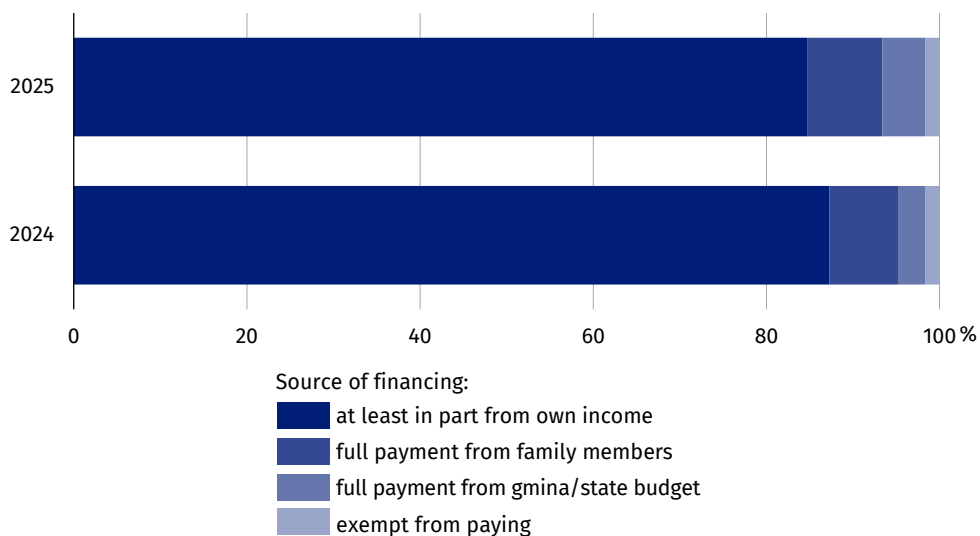


Data on the registration of pending persons shows that at the end of 2025 in Opolskie Voivodship, 279 persons were expected to be placed in stationary social welfare facilities, while in the year before it was 334 persons.

The vast majority of stationary social welfare facilities, at least partially, participated in financing their stay in the establishment. Percentage of residents, who paid at least a part of the fee for their stay from their own income (e.g. own retirement pension, other pension, permanent benefit), at the end of 2025, amounted to 84.7% i.e. by 2.6 percentage points lower than in the previous year. Out of all residents, 1.6% of them, similarly as in the year before, were exempt from paying.

Chart 3. Residents of stationary social welfare facilities by source of financing their stay

As of 31 December



At the end of 2025, there were 2617 persons employed in stationary social welfare facilities, for whom it was a main workplace. The staff of employees included i.a.: 114 nurses and 66 physiotherapists. Selfless assistance for the elderly and persons with disabilities was provided by 136 volunteers.

In case of quoting Statistics Poland data, please provide information: "Source of data: Statistics Poland" and in case of publishing calculations made on data published by Statistics Poland, please include information: "Own study based of figures of Statistics Poland".

Prepared by:
Statistical Office in Opole
Director Renata Wasilewska
Phone: 77 453 14 52

Issued by:
Opolski Centre for Regional Surveys
Statistical Informatorium
Phone: 77 423 10 00, 510 993 218

**Media contact person
in Statistical Office in Opole**

Phone: 514 901 001
e-mail: h.sterniuk-moscicka@stat.gov.pl



opole.stat.gov.pl/en/



[@Opole_STAT](#)

Related information

[Stationary social welfare facilities in Opolskie Voivodship in 2024](#)

Data available in databases

[Local Data Bank – Health care, social welfare and benefits to the family](#)

Terms used in official statistics

[Social Assistance](#)