

Foster care in Opolskie Voivodship in 2025

08 June 2026

 **1.7%**

Increase in the number of children in the foster care in relation to 2024

In Opolskie Voivodship, at the end of 2025 there were 2.1 thousand children in foster care, who were completely or partially deprived of the care of natural family, including 1.7 thousand in family foster care. Compared to 2024, the number of children staying in foster care increased.

Family foster care

Family foster care might be exercised in the form of foster family as well as foster home. In Opolskie Voivodship, at the end of December 2025, childcare was provided by 1002 foster families and 30 foster homes, i.e. more by 3.7% and by 11.1%, respectively, compared to the end of 2024.

In 2025 there was an increase in the number of foster families and foster homes in relation to 2024

Table 1. Family foster care
as of 31 December

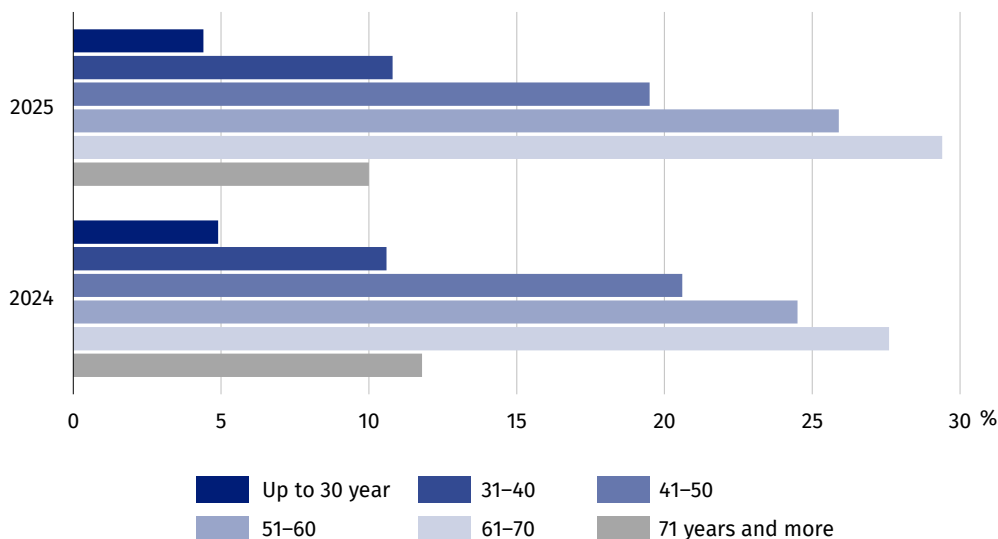
Specification	2024	2025	
		in absolute numbers	2024=100
Foster families	966	1002	103.7
Related to the child	612	644	105.2
Non-professional	293	294	100.3
Professional ^a	61	64	104.9
Foster homes	27	30	111.1

^a These include professional specialised families and the ones performing the function of a family emergency house.

The role of a foster family was most often undertaken by marriages. Their share at the end of 2025 amounted to 55.2%, while a year ago the corresponding percentage was at the level of 60.4%.

As in the previous year, the role of foster parents was most often taken on by people in the age group 61–70 years, and their share at the end of 2025 was at the level of 29.4% (the year before – 27.6%).

Chart 1. Persons performing the function of family foster care by age groups
as of 31 December



At the end of 2025, in foster care there were, 1.7 thousand children in total (among whom girls were predominant). In relation to 2024 their number increased by 3.3%. Among all children under family foster care the vast majority (86.6%) stayed in foster families. At the end of 2025 the share of children staying in family foster homes was higher by 0.2 percentage point than the year before.

Table 2. Children in family foster care
as of 31 December

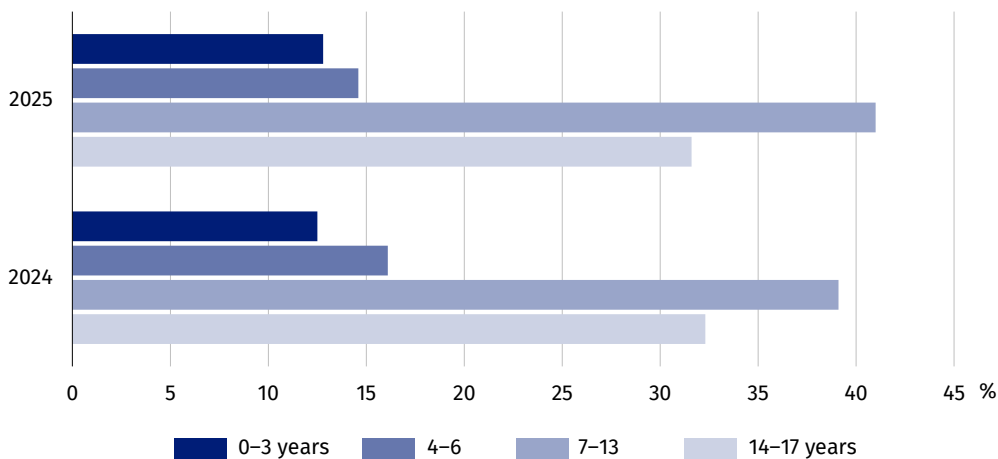
Specification	2024	2025	
		in absolute numbers	2024=100
In foster families	1389	1430	103.0
of which up to the age of 18	1184	1204	101.7
In foster homes	211	222	105.2
of which up to the age of 18	191	202	105.8

Most often foster families took in one child. At the end of 2025 the share of such families was at the level of 71.8% of the total number of foster families. While analysing the number of children put in foster families by type, it can be observed that the most of them were in related families. Among all types of foster families, the share of children in related families at the end of 2025 amounted to 59.0% and increased in comparison with the previous year by 1.5 percentage points.

At the end of 2025 children up to the age of 18 accounted for 85.1% of all children placed in family foster care in the voivodship, versus 85.9% the year before. The analysis of particular age groups showed that in the surveyed years the highest share of children up to the age of 18 occurred in the age group 7–13 years. Their share in the voivodship was at the level of 39.1–41.0%. The lowest percentages (oscillating between 12.5–16.1%) in the analysed period were children in the age groups 0–3 and 4–6 years.

In 2025 children up to the age of 18 accounted for 85.1% of the total number of children in family foster care

Chart 2. Children under family foster care up to the age of 18 by age groups as of 31 December

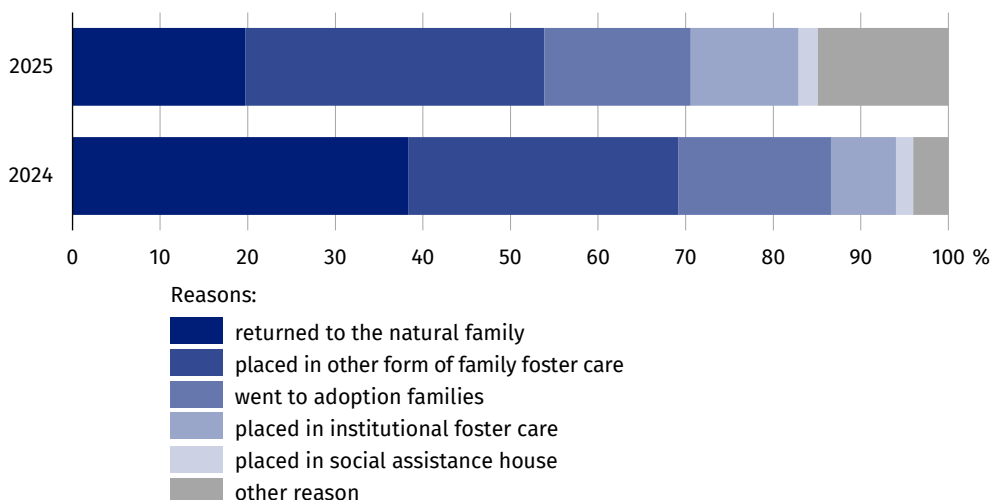


At the end of 2025 191 children with legal confirmation of disability were in foster family care, while 52 were orphans.

In 2025, 228 children up to the age of 18 left the family foster care, i.e. by 53.0% more than the year before. The most common reasons for minors to leave family foster care in 2025 was placement in other form of family foster care (34.2%), while in 2024 – return to the natural family (38.3%).

In 2025, the most common reason why minors left family foster care was placement in other form of family foster care

Chart 3. Children up to the age of 18 who left family foster care by reasons



In addition, in 2025, 92 residents over the age of 18 left the family foster care, i.e. by 3.2% less compared to the previous year. Among adults, the percentage of residents, who became independent in 2025 was lower by 17.2 percentage points than the year before and it amounted to 55.4%.

Institutional foster care

Institutional foster care, which ensures constant 24-hour care, may be provided in a care and education centre, a regional care and therapy centre as well as in pre-adoptive intervention centre. In Opolskie Voivodship, only care and education centres operated as part of institutional foster care and as in the previous year, at the end of 2025 there were 31 of them. Among analysed entities, the ones most frequently recorded (87.1%) were socialisation type centres.

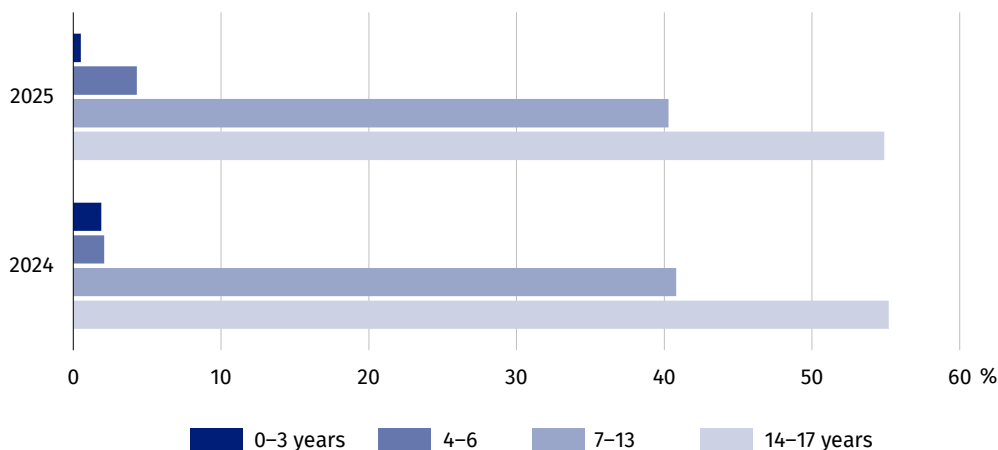
At the end of 2025, care and education centres had a total of 442 places for residents, of which 88.2% in socialisation type centres – i.e. at the level of December, 2024.

Table 3. Institutional foster care centres
as of 31 December

Specification	2024	2025	
	in absolute numbers		2024=100
Centres	31	31	100.0
of which socialisation	27	27	100.0
Places	442	442	100.0
of which in socialisation centres	390	390	100.0
Residents	457	440	96.3
of which in socialisation centres	408	392	96.1

In care and education centres in Opolskie Voivodship, at the end of 2025, there were, in total, 440 residents (less by 3.7% than the year before), of which vast majority in socialisation centres. Similarly as in the previous year, there were more boys than girls in care and education centres.

Chart 4. Residents of institutional foster care centres up to the age of 18 by age groups
as of 31 December



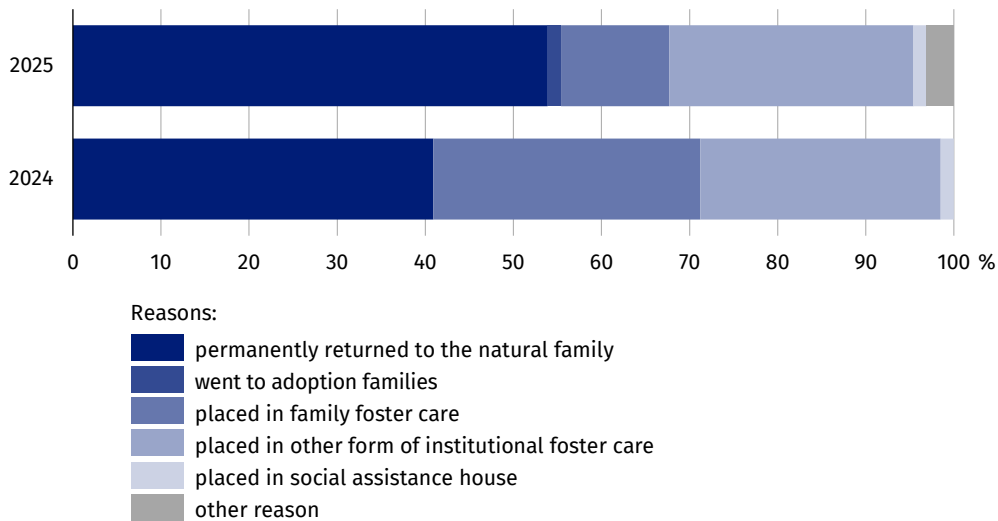
The share of children up to the age of 18 in the total number of residents in institutional foster care at the end of 2025 amounted to 94.8% (the year before – 92.8%). Among children up to the age of 18 the analysis of individual age groups indicated, that the most numerous group of residents were children in the age group 14–17 years, and their share at the end of 2025 amounted to 54.9% and was lower by 0.3 percentage points than in 2024. The least numerous group of residents were the youngest children (in the age 0–3 years). Their share in 2025 was at the level of 0.5%, while in 2024 it accounted for 1.9%.

Persons with disabilities in 2025 accounted for 6.8% of all residents of institutional foster care (in 2024 – 3.7%).

In 2025, 65 children up to the age of 18 left care and education centres, i.e. by 1.5% less than the year before. The most common reason why residents left facilities was a permanent return to the natural family.

In 2025 residents up to the age of 18 accounted for 94.8% of the total number of persons under institutional foster care

Chart 5. Residents up to the age of 18 who left centres of institutional foster care by reasons



Additionally, in 2025, 72 adult residents left care and education centres (more by 26.3% than in the previous year), of whom 93.1% became independent.

Volunteer work in care and education centres in 2025 was supported by 24 volunteers, while the year earlier – 18.

* * *

In case of quoting Statistics Poland data, please provide information: “Source of data: Statistics Poland” and in case of publishing calculations made on data published by Statistics Poland, please include information: “Own study based of figures of Statistics Poland”.

Prepared by:

Statistical Office in Opole

Director Renata Wasilewska

Phone: 77 453 14 52

Issued by:

Opolski Centre for Regional Surveys

Information Centre

Phone: 77 423 10 00, 510 993 218

Media contact in Statistical Office in Opole

Phone: 514 901 001

e-mail: H.Sterniuk-Moscicka@stat.gov.pl



opole.stat.gov.pl



[@Opole_STAT](#)



[@USOpole](#)

Related information

[Foster care in Opolskie Voivodship in 2024](#)

Data available in databases

[Local Data Bank](#)