



# Labour market in May 2026

Data on Mazowieckie Voivodship and m.st. Warszawa

## Average employment and average monthly gross wages and salaries in the business enterprise sector\*

Average employment total



Mazowieckie Voivodship

**1564** ↓  
thousand

m.st. Warszawa

**1106** ↓  
thousand

Highest decrease in wages and salaries (in %)

**3**



**3**

Real estate activities

Average wages and salaries total



Mazowieckie Voivodship

**PLN 10589** ↑

m.st. Warszawa

**PLN 11205** ↑

Highest increase in wages and salaries (in %)

**9**



**9**

Professional, scientific and technical activities

### Registered unemployed persons at the end of month by sex and age

Mazowieckie Voivodship (in thousands)

**65** ↑ 15.0% (men)  
**57** ↑ 10.8% (women)

Highest percentage of unemployed persons

**24%** men 35-44 and 45-54 years  
**29%** women 35-44 years

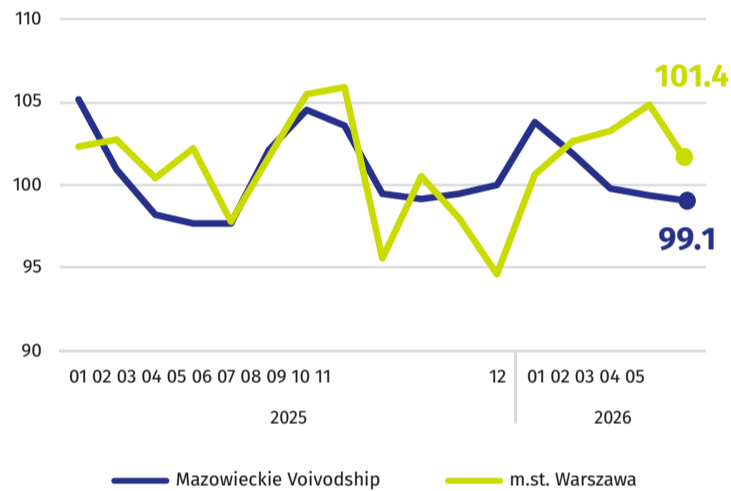
m.st. Warszawa (in thousands)

**12** ↑ 11.8% (men)  
**11** ↑ 18.0% (women)

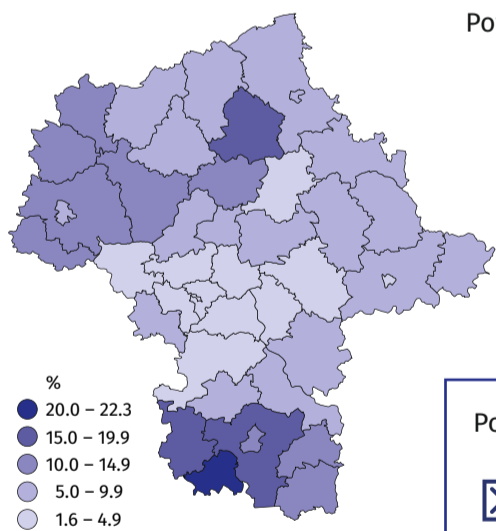
Highest percentage of unemployed persons

**28%** men 45-54 years  
**31%** women 35-44 years

### Indices of the number of registered unemployed persons at the end of month (previous month=100)



### Registered unemployment rate



Powiats with highest unemployment rate

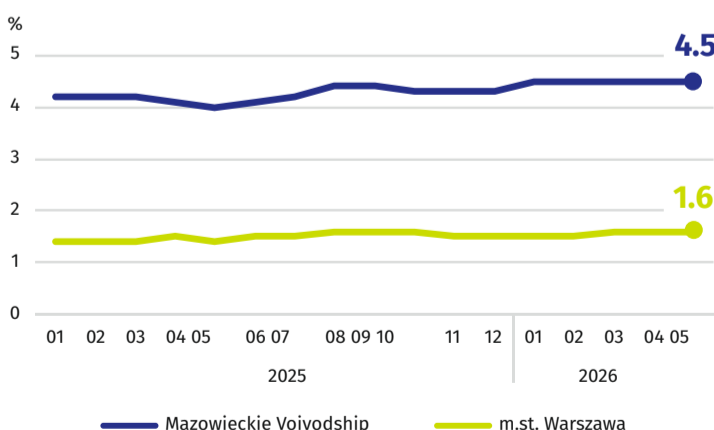
	in %	in pp
szydłowiecki	<b>22.3</b>	↑ 0.3
przysuski	<b>18.1</b>	↑ 0.2
makowski	<b>17.0</b>	↑ 1.7

Powiats with lowest unemployment rate

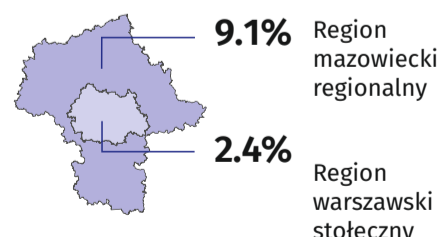
	in %	in pp
m.st. Warszawa	<b>1.6</b>	↑ 0.2
warszawski zachodni	<b>2.0</b>	↑ 0.4
pruszkowski	<b>2.8</b>	↑ 0.6

Powiats with highest increases in unemployment rate (in pp)

<input checked="" type="checkbox"/> gostyniński	<b>2.0</b>	<input checked="" type="checkbox"/> makowski	<b>1.7</b>	<input checked="" type="checkbox"/> wyszkowski	<b>1.7</b>
---	------------	--	------------	--	------------



### Registered unemployment rate in regions of Mazowieckie Voivodship



### Cities with powiat status with lowest and highest unemployment rate in Poland



Poznań; m.st. Warszawa  
**1.6%**



Przemysł  
**11.0%**

Rate the study



↑ ↓ increase/decrease compared to May 2025

\* In enterprises employing more than 9 persons.

When publishing Statistical Office data - please indicate the source.