Statistical analyses and reports

10/2026

Statistics Poland



Warsaw 2026

Production of major industrial products in October 2026

Statistical analyses and reports 10/2026

Statistics Poland



Production of major industrial products in October 2026

Statistics Poland

Warsaw 2026

Content-related works

Statistics Poland, Enterprises Department

Supervised by
Katarzyna Walkowska-Macias

Editorial team

Elżbieta Fidrych, Adam Górecki, Monika Hodzyńska, Katarzyna Korfanty-Rusiniak, Anna Kruk, Agnieszka Marczak, Anna Pazik, Krzysztof Szewczuk, Jerzy Tumiłowicz

e-ISSN 2720-6718

Publications available on website

http://www.stat.gov.pl

When publishing Statistics Poland data — please indicate the source

GUS

Preface

This publication contains data on the production of major products or assortment groups representing particular divisions of the Polish Classification of Goods and Services (PKWiU 2015) for Section B "Products of Mining and Quarrying" and section C "Manufacturing Products" obtained in the monthly survey.

The aim of the publication is to present changes in the production of industrial products based on data expressed in physical units of measure in particular months of the last two years. Selection of presented industrial products reflects the needs of a wide range of users, including among others, government administration, producers' associations and individual producers and scientific research institutions.

Presenting this publication we hope that the data will be a valuable source of information on production of the most significant products in Poland. At the same time, we will appreciate any comments and suggestions regarding the scope of data contained in this publication, which will allow for its better adaptation to the needs of users.

Taking the opportunity, we would like to thank all the respondents participating in the monthly survey on the production of industrial products, carried out on the P-02 form "Report on production and inventory of industrial products". Your commitment contributed to compiling this publication.

Director
of Enterprises Department

Katarzyna Walkowska-Macias

President
Statistics Poland

dr. hab. Marek Cierpiał-Wolan

Contents

Preface 3

Symbols 5

Main abbreviations 6

Introduction 7

Executive summary 8

Methodological notes 11

List of tables (tables available for download in XLSX format)

Table 1. Manufactured production of major industrial products in October, 2026

Table 2. Manufactured production of major products by months, 2025 and 2026

Table 3. Sold production of major products in October, 2026

Table 4. Sold production of major products by months, 2025 and 2026

List of product aggregates presented in the publication, their descriptions and component PRODPOL headings

Symbols

Symbol	Description
(-)	magnitude zero
(0)	magnitude not zero, but less than 0.5 of a unit
(.)	data not available, classified data (statistical confidentiality) or providing data impossible or purposeless
(*)	revised data
of which	indicates that not all elements of the sum are given

Main abbreviations

Symbol	Description
Cu	copper
dam^3	cubic decametre
GWh	gigawatt-hour
hm^3	cubic hectometre
km	kilometer
MVA	megavolt-ampere
MW	megawatt
PLN	Polish zloty
thousand hectolitre 10%	thousand hectolitre of converted volume of product with 10% component content

Introduction

The survey of the production of industrial products in physical units of measure complements the survey of sold production of industry, and allows for monthly assessment of trends of domestic production. The publication contains data on manufactured production in Poland for 478 products or assortment groups representing major fields of industrial production.

The data were prepared on the basis of a monthly product survey carried out on the P-02 form "Report on production and inventory of industrial products". The survey covers enterprises manufacturing industrial products regardless of their type of business activity, with number of persons employed 50 persons and more.

Products or assortment groups are presented according to the PRODPOL nomenclature based on the Polish Classification of Goods and Services (PKWiU 2015) and the European PRODCOM List. In some cases, products are presented according to additional groupings, constituting the sum of selected items from the PRODPOL nomenclature.

Table 1 presents the data on manufactured production of products in October 2026 along with production dynamics indicators in relation to the previous month and to corresponding period of the previous year.

Table 2 presents the data on manufactured production of products retrospectively, covering the months of the current and previous year.

Table 3 presents the data on sold production of products in October 2026 along with production dynamics indicators in relation to the previous month and to corresponding period of the previous year.

Table 4 presents the data on sold production of products retrospectively, covering the months of the current and previous year.

Indices shown in table 1 and table 3 take account of corrections made for previous periods.

The sum of data from particular months in table 2 and table 4 does not always have to be consistent with the cumulative data (i.e. from the beginning of the year to the end of the reporting month), because minor adjustments of up to 3% at country level for a given product are taken into account only in cumulative data. Data corrected in relation to the data presented in the previous month are marked with an asterisk.

The reasons of differences that may occur between the amount of manufactured production and sold production are presented in the Methodological notes.

At the end of the publication has been added list of product aggregates presented in the publication, their descriptions and component PRODPOL headings.

Executive summary

In October 2026, the product survey carried out on the P-02 form Report on production and inventory of industrial products covered more than 7,000 statistical units with 50 or more persons employed that manufactured products specified in the PRODPOL nomenclature for monthly surveys in 2026.

The publication presents data on manufactured production for 478 products and assortment groups and on sold production for 324 products and assortment groups. In October 2026, manufactured production of 188 items and sold production of 112 items was higher than in October 2025. Decrease was noted on manufactured production for 282 items and on sold production for 207 items. Data on production of evaporated salt not suitable for consumption, margarine and spreads, edible evaporated salt, multi-phase current motors, excluding traction motors; other centrifugal pumps for liquids and other pumps is not published as it was not possible to obtain production data from some economic entities.

MANUFACTURED PRODUCTION

In October 2026, compared to the same month in 2025, production decrease was recorded for, among others: manganese dioxide cells and batteries, alkaline, in the form of cylindrical cells (by 57.0%), sanitary fixtures of porcelain (by 51.2%), ammonia in aqueous solution (by 47.3%), ceramic ridge tiles (by 47.2%), footwear with uppers of textile materials (by 46.7%).

Compared with the corresponding month of the previous year, production increase was recorded for, among others: rugs (by 81.1%), edible rock salt (by 74.9%), frozen salt water fish fillets (by 62.7%), air-cooled transformers (by 59.8%), men's or boys' overcoats and similar articles, knitted or crocheted (by 43.3%).

Compared to September 2026, in October 2026, production increase was recorded for 290 products, among others for: domestic gas cookers with an oven (by 58.9%), hand tools of a kind used in agriculture, horticulture or forestry (by 57.9%), rectified ethyl alcohol (by 52.9%), single stage turbo-compressors (by 41.1%), assembled parquet panels of wood other than for mosaic floors (by 40.5%).

Compared with the previous month, production decrease was recorded for 176 products, among others for: vinegar (by 47.0%), electricity meters (by 42.8%), women's or girls' trousers, overalls and shorts, not knitted (by 37.6%), frozen fruit and nuts (by 37.5%), bronze (by 32.5%), gas meters (by 27.5%).

Production of distillate of agricultural origin, organic surface-active products and preparations for washing the skin; whether or not containing soap, p.r.s., producer gas, water gas, acetylene gas generators and the like; distilling or rectifying plant and agricultural tractors remained at the same level as in the previous month.

In January - October compared with the corresponding period of the previous year, production decrease was recorded for 267 products, among others for: women's or girls' jackets, not knitted (by 52.1%), outside aerials for radio or television reception excluding for satellite broadcast (by 52.0%), women's or girls' dresses and skirts, not knitted (by 51.0%), denatured ethyl alcohol (by 47.9%), footwear with uppers of textile materials (by 42.0%).

In January - October compared with the corresponding period of the previous year, production increase was recorded for 203 products, among others for: brass (by 43.3%), rugs (by 40.9%), machinery for construction, road and drainage work (by 29.7%), woven fabrics of artificial staple fibres (by 29.7%), milk and cream powder (by 29.6%).

Production of canned poultry meat was at the same level as in the corresponding period of the previous year.

Chart 1. Manufactured production of crude steel

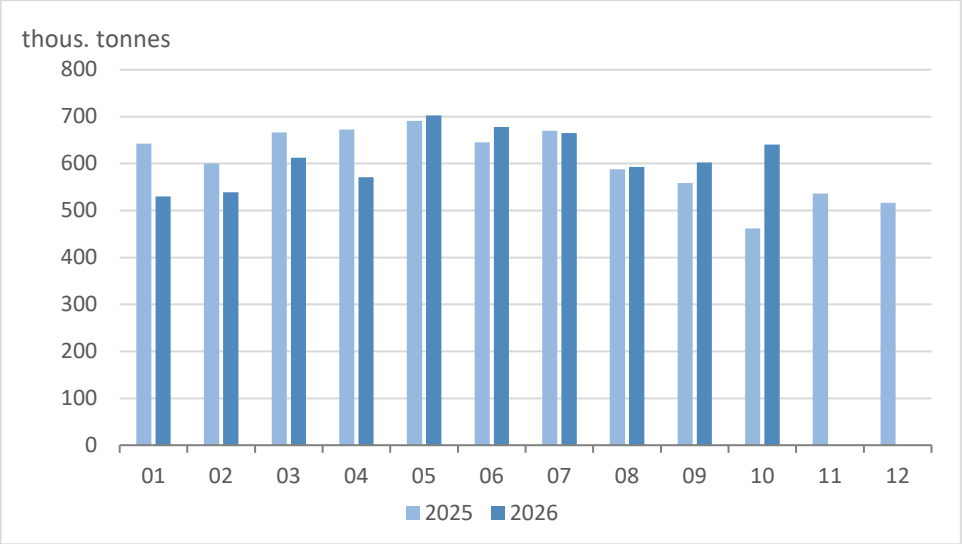

Chart 2. Manufactured production of hot rolled products (excluding semi-finished products)

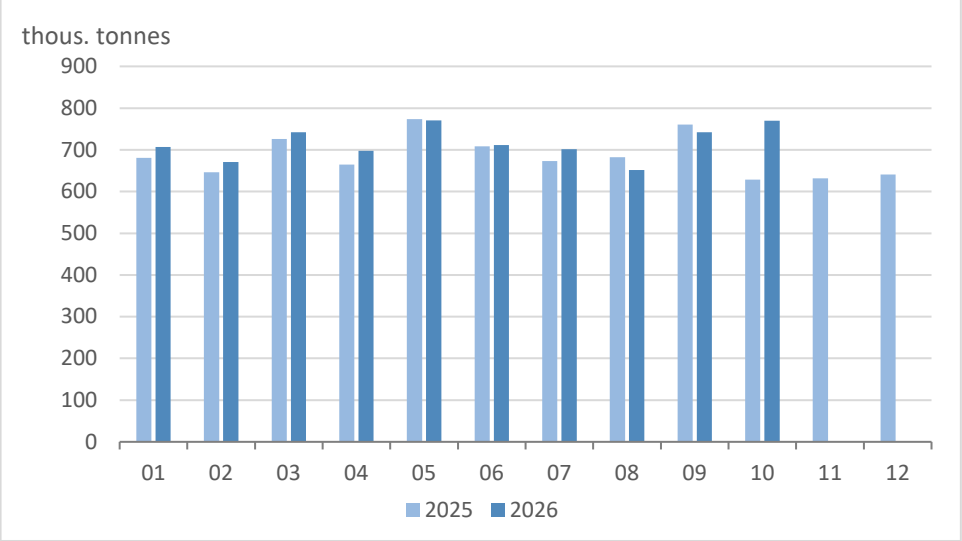

SOLD PRODUCTION

In October 2026 in comparison to October 2025 production decrease was recorded among others for: women's or girls' dresses and skirts, not knitted (by 52.3%), leather of bovine animals (by 52.3%), women's or girls' trousers, overalls and shorts, not knitted (by 48.6%), footwear with uppers of textile materials (by 47.9%), other plywood, veneered panels and similar laminated wood, of coniferous wood (by 36.8%).

Compared with the corresponding month of the previous year, production increase was recorded for, among others: city/touring bicycles (by 70.0%), air-cooled transformers (by 53.8%),

refrigerated show-cases and counters (by 50.6%), insulated wires and conductors (by 48.8%), ceramic roof tiles (by 39.3%).

Compared with the previous month, production decrease was recorded for 170 products, among others for: soups and broths and preparations therefor (by 56.6%), rusks, toasted bread and similar toasted products (by 51.0%), rectified ethyl alcohol (by 48.9%), tomato juice (by 45.6%), public transport vehicles (by 38.3%), veneers (by 35.7%).

Compared with the previous month, production decrease was recorded for 147 products, among others for: non-alcoholic beer (by 55.9%), cider (by 55.2%), frozen salt water fish fillets (by 41.5%), vinegar (by 40.7%), vegetable pickles (by 37.4%), sheets and strips of non-alloy steel coated with zinc (by 24.8%).

Production of processed liquid milk and iron or steel reservoirs, tanks and similar containers for gases, of a capacity > 300 litres remained at the same level as in the previous month.

In January - October compared with the corresponding period of the previous year, production decrease was recorded for 181 products, among others for: ploughs (by 41.0%), women's or girls' dresses and skirts, not knitted (by 40.8%), domestic gas cookers with an oven (by 36.6%), footwear with uppers of textile materials (by 36.1%), field sowers (by 33.5%).

In January - October compared with the corresponding period of the previous year, production increase was recorded for 137 products, among others for: gas meters (by 57.0%), rotary displacement compressors (by 47.7%), iron or steel reservoirs, tanks and similar containers for gases, of a capacity > 300 litres (by 44.2%), milk and cream powder (by 37.6%), insulated wires and conductors (by 35.6%).

Production of structural-wall clay hollow bricks was at the same level as in the corresponding period of the previous year.

Methodological notes

The data were compiled on the basis of a monthly survey of production of industrial products on the P-02 form "Report on production and inventory of industrial products". In case of electricity, the data are derived from specialist surveys conducted by Minister responsible for energy and the President of Energy Regulatory Office.

Data are collected according to groupings indicated in the PRODPOL nomenclature for monthly surveys in the reporting year. The nomenclature is based on the Polish Classification of Goods and Services (PKWiU 2015) – introduced on January 1, 2016 for use in statistics, registration, documentation and accounting, and also in official registers and public administration information systems (Regulation of the Council of Ministers of 4 September 2015, Journal of Laws, item 1676) and on the PRODCOM List used in the European Union.

1. Scope of units and products surveyed

The monthly survey covers legal entities, organizational units without legal personality (excluding budgetary units and establishments) and natural persons conducting business activities, with the number of persons employed exceeding 49. Units producing electricity are included in the survey regardless of the number of persons employed. The survey applies to all business entities which manufacture products specified in the PRODPOL nomenclature for a given reporting year, regardless of the kind of economic activity classified according to the Polish Classification of Activities (PKD 2007).

The survey of production of industrial products does not include the following units:

- trade units, which ordered the manufacture of goods in a production company and did not provide raw materials for the manufacture of these goods,
- running only publishing activities and not directly involved in the printing preparation process or printing process,
- engaged only in activities related to the production of films, video recordings, television programs, sound and music recordings and not directly involved in the process of reproduction of sound recordings, video recordings or reproduction of computer storage media.

The survey provides data on the quantity of production of finished products manufactured on own account or under subcontracting, from material provided by the principal, as of the end of the reporting month. The processing or modification of a purchased product, which did not change the characteristics of its use and purpose, is not considered as production.

The basic principle in determining the quantity of production is its homogeneity which allows aggregation of particular product ranges.

In order to obtain comparable data on the production of industrial products, the PRODPOL nomenclature is used. It contains a list of products with the symbol and the name of the product or assortment group and assigned to them units of measure in which production should be reported. This allows the units to report the data on production of products which belong to the same category but are traded under different own names, in one PRODPOL grouping under the same name and in the same unit of measure.

The PRODPOL nomenclature is compliant at six-digit level with the PKWiU 2015 classification and at eight-digit level with the PRODCOM List. 10- and 12-digit groupings result from the demands reported by domestic users. The PRODPOL nomenclature is updated annually and is available on the Statistics Poland website
PRODPOL nomenclature for monthly surveys in 2026.

It is very important to determine the unit of measurement for each grouping that corresponds to physical characteristics and intended use of particular type of product.

In most cases, the data is collected in the physical units of measure. For non-homogeneous product groupings, if they have at least one common feature defining their properties, conventional units of measure are used. A typical example of the use of conventional units of measure are chemical products in which the quantity is expressed in terms of pure ingredient. For groupings containing products of considerable diversity, e.g. pharmaceutical products, it is not possible to use physical units of measure. In this case, data are collected only on the value of sold production in current prices expressed in thousands zloty.

In cases where one unit of measure does not specify sufficiently the functional features of a given product as well as the volume of its production, several units of measure are used at the same time.

Differences between manufactured production and sold production in the monthly surveys result from the fact that:

• products can be produced for stock and sold in the following reporting periods, e.g. due to the seasonal availability of raw materials for production (e.g. frozen vegetables), increased seasonal sales of certain products (e.g. mineral waters, beer in the summer), in connection with planned holidays or downtime for maintenance,

• products can be sold from stock,

• the products were manufactured under subcontracting, and the contractor or principal is not covered by the P-02 surveys (this especially applies to products from the Wearing apparel division),

• some products may be manufactured by enterprises for their own purposes and used in the further production of other products, therefore they do not appear in the course of trade or appear only in small quantities (this applies especially to basic chemicals).

Monthly data on production of industrial products may be subject to monthly revisions up to 14 months after the end of the reporting year. The revisions result from the specificity of the survey of production of industrial products related to difficulties in classifying certain products to relevant headings of PRODPOL nomenclature and to short period for preparing monthly data by reporting units.

2. Explanation of basic concepts

Manufactured production is the result of manufacturing processes mutually interrelated and conditioned, occurring at a given time.

Manufactured production includes the total quantity of finished products produced in the reporting period, both from manufacturer's own raw material and from raw material provided by another enterprise or natural person. It also includes the total volume of semi-finished products, parts, sets of machinery and equipment, regardless of whether they were intended for sale or to the parent company, to other plants of the same company, or intended for further processing (assembly) in the enterprise. Therefore, manufactured products include products manufactured by the enterprise, meeting certain standards, technical conditions or contractual terms concluded between the contractor and the recipient. Products made of secondary raw material are considered as production, if they are of utility and are a direct result of the manufacturing work of the enterprise. The production also includes the so-called by-products, created in the production process simultaneously with the main product.

Sold production of industrial products is the quantity and value of products of own production or production ordered in another enterprise from provided materials, sold outside of the enterprise in the reporting period, regardless of the moment of their production.

Production under subcontracted operations is the production made on order by the contractor, from materials provided by the ordering company (principal).

Finished products are products that are not further processed within the same enterprise in which they were produced, that means products completely finished and completed, after passing the entire production process. Finished products should comply with certain standards, and in case of lack of such requirements — with specifications or contractual conditions concluded between the manufacturer and the recipient.