Employed persons in the national economy in Poland in June 2026

26.11.2026

15.1 million

number of employed persons in the national economy as at 30 June 2026

On the last day of June 2026, the total number of employed persons in the national economy stood at 15 114.8 thousand. The number of employed persons decreased by 0.2% compared with the last day of June 2025, whilst it increased by 0.3% compared with the last day of May 2026.

Employed persons in the national economy

Men accounted for a slightly larger proportion of the total number of employed persons in the national economy. At the end of June 2026, their share stood at 52.6%. This was the same as a year earlier and 0.1 percentage points (pp) higher than a month earlier.

Chart 1. Indices of the number of employed persons in the national economy
(01.2024 = 100)

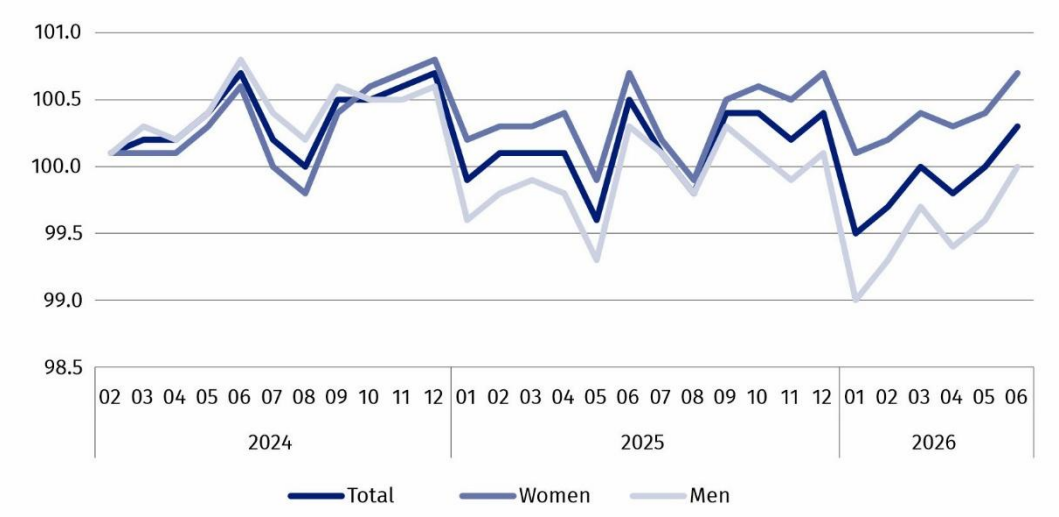

Employed persons by PKD 2007/NACE Rev. 2 section

The structure of employed persons in the national economy, broken down by PKD 2007/NACE Rev. 2 section, does not change significantly from month to month. At the end of June 2026, the largest number of persons were employed in the Manufacturing section – 2 719.4 thousand persons, i.e. 18.0% of the total number of employed persons in the national economy. This share was 0.2 pp lower than at the end of June 2025 and the same as at the end of May 2026. The second-largest section in terms of the number of employed persons was Trade; repair of motor vehicles[Δ], which employed 2 134.9 thousand persons, i.e. 14.1% of the total. This share was 0.3 pp lower than a year earlier and the same as at the end of May 2026.

Chart 2. Employed persons in the national economy by sex and PKD 2007/NACE Rev. 2 section in June 2026
As at the end of the month

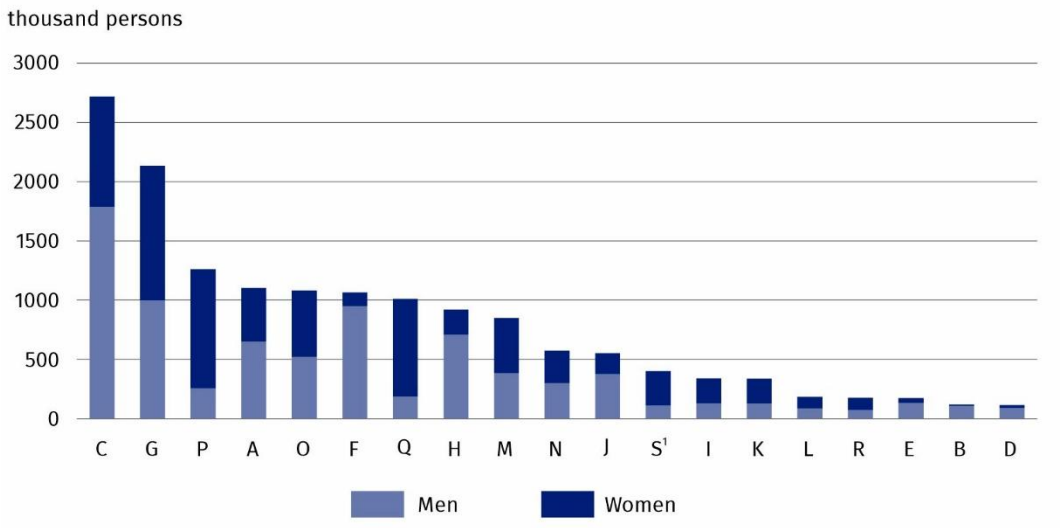

At the end of June 2026, similarly to previous months, the Human health and social work activities section (Q) was the most feminised, whilst the greatest share of men was in the Mining and quarrying section (B)

Among the PKD 2007/NACE Rev. 2 sections[2] analysed, the largest decrease in the number of employed persons compared with 30 June 2025 occurred in the Agriculture, forestry and fishing section – by 4.4%. The number of employed persons also decreased in the Trade; repair of motor vehicles[Δ] and Manufacturing sections – by 1.9% and 1.4%, respectively. Among the PKD 2007/NACE Rev. 2 sections, the largest increase in the number of employed persons compared with 30 June 2025 occurred in the Human health and social work activities section – by 2.0%. The number of employed persons also increased in the following sections: Public administration and defence; compulsory social security – by 1.9%, Education – by 1.5%, and Construction – by 0.5%.

[1] The data for the Other service activities (S) section also cover employed persons in the Activities of households as employers; undifferentiated goods- and services-producing activities of households for own use (T) and Activities of extraterritorial organisations and bodies (U) sections.

[2] This refers to PKD 2007/NACE Rev. 2 sections in which the number of employed persons, as at 30 June 2026, exceeded one million: Agriculture, forestry and fishing (A), Manufacturing (C), Construction (F), Trade; repair of motor vehicles[Δ] (G), Public administration and defence; compulsory social security (O), Education (P), Human health and social work activities (Q).

Chart 3. Indices of the number of employed persons in the national economy by selected PKD 2007/NACE Rev. 2 sections
(01.2024 = 100)

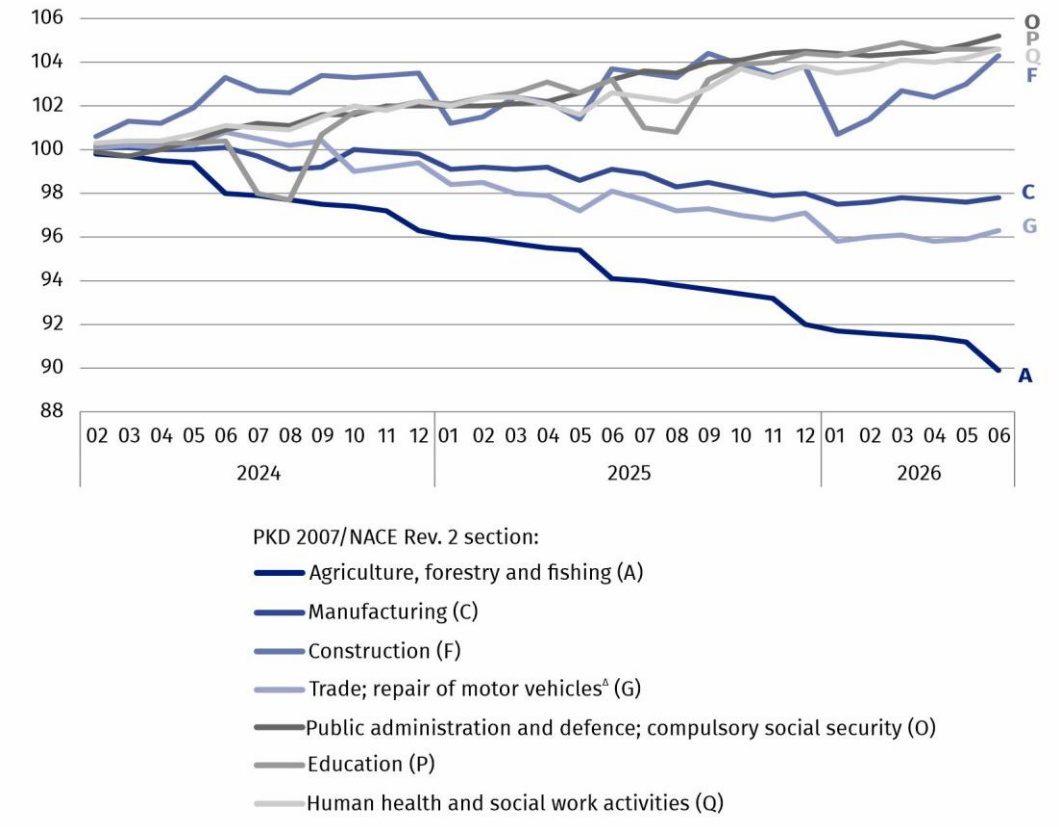

***

Starting with the data for January 2026, the scope of tables attached to the news release has been reduced. Data on employed persons in the national economy, broken down by territory, i.e., by administrative and statistical units are available in the Local Data Bank. Detailed data on demographic characteristics of employed persons will be published once a year – as at 31 December.

The tables attached to this news release present selected survey results by PKD 2025/NACE Rev. 2.1 section. During the transitional period (relating to the reclassification of national economy entities from PKD 2007/NACE Rev. 2 to PKD 2025/NACE Rev. 2.1) i.e. until 31 December 2026, the data from the Survey on Employment in the National Economy are presented using, amongst other things, correspondence tables between NACE Rev. 2 and NACE Rev. 2.1. The correspondence tables are available on the Eurostat website:
https://ec.europa.eu/eurostat/web/nace/correspondence-tables

***

The data refer to employed persons in the national economy, living in Poland or abroad. Each employed person is identified once – in the main job.

Data on employed persons in the national economy refer to persons performing work which brings them earnings (in the form of wages and salaries) or income.

Employed persons include:

- employees, i.e., persons employed on the basis of an employment relationship (employment contract, appointment, nomination, election) or a service relationship;
- self-employed persons, including contributing family workers;
- outworkers;
- members of farming cooperatives;
- clergypersons fulfilling pastoral duties.

In this publication symbols and abbreviated names of PKD 2007/NACE Rev. 2 sections were used marking abbreviations with a 'Δ' symbol. The full names can be found in the list of PKD 2007/NACE Rev. 2 sections below.

Full names of PKD 2007/NACE Rev. 2 sections:

A – Agriculture, forestry and fishing;

B – Mining and quarrying;

C – Manufacturing;

D – Electricity, gas, steam and air conditioning supply;

E – Water supply; sewerage, waste management and remediation activities;

F – Construction;

G – Wholesale and retail trade; repair of motor vehicles and motorcycles;

H – Transportation and storage;

I – Accommodation and food service activities;

J – Information and communication;

K – Financial and insurance activities;

L – Real estate activities;

M – Professional, scientific and technical activities;

N – Administrative and support service activities;

O – Public administration and defence; compulsory social security;

P – Education;

Q – Human health and social work activities;

R – Arts, entertainment and recreation;

S – Other service activities.

The data for the Other service activities (S) section also cover employed persons in the Activities of households as employers; undifferentiated goods- and services-producing activities of households for own use (T) and Activities of extraterritorial organisations and bodies (U) sections.

When quoting this publication, please provide its title and indicate Statistics Poland as the author. When publishing your own calculations based on data from this publication, please include the following statement: Author's work based on data from Statistics Poland's publication entitled 'Employed persons in the national economy in Poland in June 2026'.

Prepared by:
Statistical Office in Bydgoszcz

Acting Director Katarzyna Klamrowska
Phone: (+48 52) 366 93 90

Issued by:
Press Office

Mobile phone: (+48) 695 255 032

Landline phones: (+48 22) 608 38 04, (+48 22) 449 41 45, (+48 22) 608 30 09

e-mail: obslugaprasowa@stat.gov.pl

stat.gov.pl/en/

@StatPoland

@GlownyUrzadStatystyczny

@gus_stat

@GłównyUrządStatystycznyGUS

@Główny Urząd Statystyczny

Related information

Methodological report Employment in the national economy

Data available in databases

Knowledge Databases → Database → Society → Labour Market

Local Data Bank → Labour Market

Strateg → Statistics by theme → Labour Market

Platform SDG – national indicators

Geostatistics Portal

Terms used in official statistics

Employed persons in the national economy